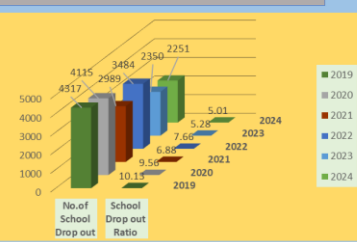


# PROGRESS OF THE STRATEGIC CORPORATE PLAN SOUTHERN PROVINCE - (2020 -2024)

06

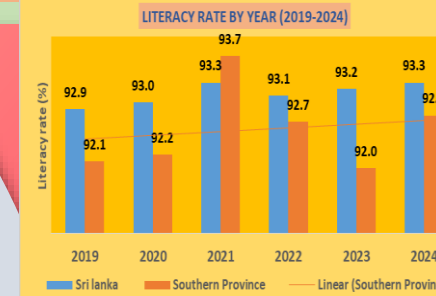
5.12%  
Decreased

No. of School Drop out & School Drop out Ratio in Southern Province



Student dropout rate  
9% to 7%

Literacy Rate  
92% to 93%

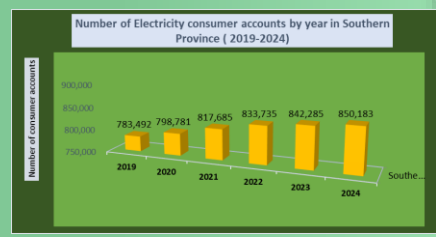


Source: Labor Force Survey 2019 - 2024 DCS

0.7%  
Increased.

05

Electricity obtained  
92% to 95%

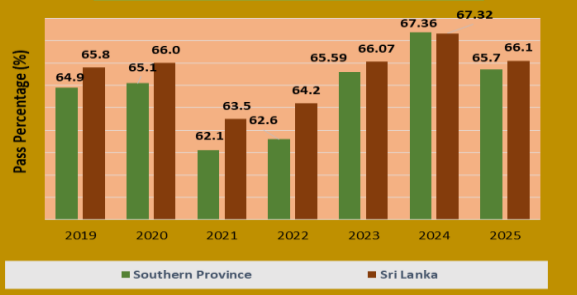


Source: statistical Digest 2019 - 2024, CEB

8.5%  
Increased

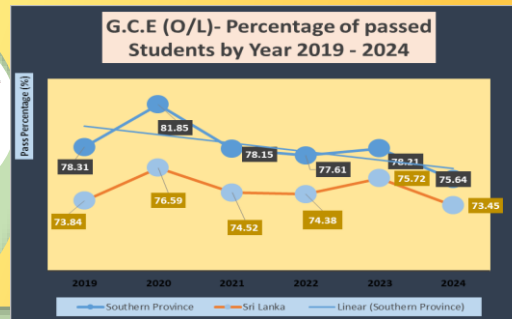
04

G.C.E (A/L)- Percentage of passed Students by Year 2019 - 2025



GCE A/L  
63.69% to 70%

GCE O/L  
78.31% to 90%



Source: Southern Provincial Education Dept

03

2.67%  
Decreased

02

3.1%  
Increased

Our Development Goals / Corporate Goals  
Target to be completed in 2024  
Base Year 2019  
Figures updated as at 31.12.2025

0.8%  
Increased

Source: Southern Provincial Education Dept

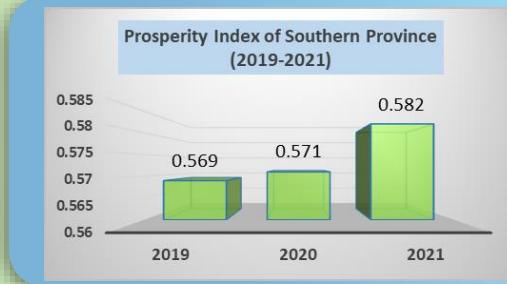
Statistics Unit - Chief Secretariat - Southern Province  
0912226350—statisticsccssp@gmail.com

www.youtube.com/powerupwithpowerpoint



# PROGRESS OF THE STRATEGIC CORPORATE PLAN SOUTHERN PROVINCE - (2020 -2024)

12



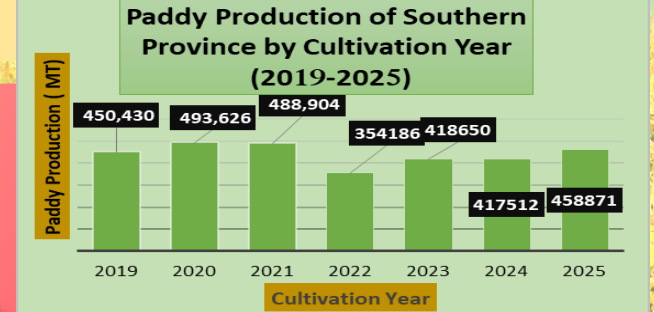
Source: Annual Report 2022, Central Bank

2.3 % Increased

✓ Target Achieved

Prosperity index  
0.470 to 0.500

Annual Paddy Production  
From 422,084 MT to 450,000 MT

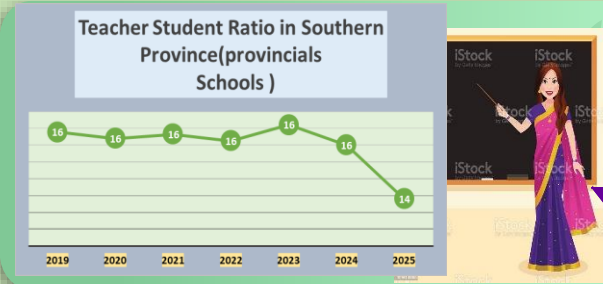


Source: Paddy statistics (2019,2025), DCS

✓ Target Achieved

1.9% Increased

11



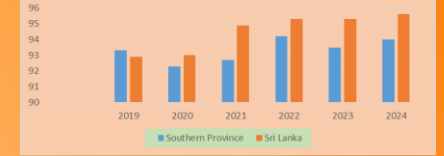
✓ Target Achieved

Source: Southern Provincial Education Dept

Teacher Student Ratio  
1.17 to 1.16

Employment rate  
94.30% to 95%

Employment rate in Southern province by year (2019-2024)



Source: Labor Force Survey 2019 - 2024 DCS

0.7% Increased

10

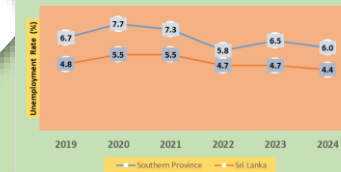
Share of GDP by Province at Current Market Price (base year 2015 - %)

Province	2019	2020	2021	2022	2023	2024
Western	39.0	38.0	42.7	43.9	43.9	42.4
Central	11.5	11.0	10.2	10.0	10.3	10.7
North Western	10.7	11.0	11	11.1	10.9	11.5
Southern	9.9	10.0	9.2	9.0	9.3	8.9
Sabarakgamuwa	7.6	8.0	7.3	7.2	7.0	7.7
Eastern	5.8	6.0	5.4	5.1	4.7	5
North Central	5.4	6.0	4.8	4.8	4.8	4.6
Uva	5.4	5.0	5.2	4.8	4.7	4.8
Northern	4.7	5	4.1	4.0	4.5	4.4

Contribution of GDP 10% to 12%

Unemployment rate  
7.7% to 7.3%

UNEMPLOYMENT RATE BY YEAR 2019-2024



Source: Labor Force Survey 2019 - 2024 DCS

0.7% Decreased

✓ Target Achieved

Decreased 1%

Source: press Release 2024, Central Bank

Our Development Goals / Corporate Goals  
Target to be completed in 2024  
Base Year 2019  
Figures updated as at 31.12.2025

