



BUILDING SCHEDULE OF RATES (BSR) - 2025

MATARA DISTRICT, SOUTHERN PROVINCE

SOUTHERN PROVINCIAL ENGINEERING SERVICES OFFICE
FORT, GALLE

දිස්ත්‍රික් ලේකම්වරුන් / පළාත් අමාත්‍යාංශ ලේකම්වරුන්
පළාත් දෙපාර්තමේන්තු ප්‍රධානීන් / පළාත් අධිකාරි ප්‍රධානීන්
ආයතන ප්‍රධානීන්

2025 වර්ෂය සඳහා අනුමත ඉදිකිරීම් රේඛ මිල ගණන්

දකුණු පළාත් මූල්‍ය රීති සංග්‍රහයේ රීති 425 අනුව, දකුණු පළාත් ප්‍රධාන ලේකම්ගේ ප්‍රධානත්වයෙන් 2024.12.18 දින පැවති පළාත් රේඛ කමිටුව විසින් 2025 වර්ෂය සඳහා සකස් කර තිබෙන ගොඩනැගිලි, වාරිමාර්ග සහ මහාමාර්ග මිල ගණන් ලේඛන අනුමත කරන ලදී. අනුමත මිල ගණන් ලේඛන (BSR, ISR, HSR) ප්‍රධාන ලේකම් කාර්යාලයේ www.cs.sp.gov.lk වෙබ් අඩවියෙන් ලබාගත හැකිය.


02. 2025.01.01 දින සිට සකස් කරනු ලබන ඉදිකිරීම් ඇස්තමේන්තු එම මිල ගණන් අනුව සකස් කල යුතු බව මෙමගින් කාරුණිකව දන්වා සිටිමි.

03. මෙම මිල ගණන් ලේඛන වල සඳහන් නොමැති විශේෂ මිල ගණන් සකස් කිරීමට සිදු වන අවස්ථාවන්හිදී අදාල විශේෂ මිල ගණන්(SSR) සහ විවලන වැඩ සඳහා අවශ්‍ය වන මිල විශ්ලේෂණ(Rate Breakdown) අනුමත කිරීමේ බලතල දකුණු පළාත් ප්‍රධාන ලේකම් (මුදල්) වකුලේඛ 11/2019 ප්‍රකාරව ක්‍රියාත්මක කල යුතුය.

04. මෙම අනුමත මිල ගණන් ලේඛන වල මිල ගණන්වල සංශෝධනයන් සිදු කිරීමට අවශ්‍ය වුවහොත්, එම සංශෝධන පළාත් රේඛ කමිටු ලේකම් විසින් අවශ්‍ය අවස්ථාවන්හිදී දැනුවත් කිරීමට කටයුතු කරනු ඇත.


පළාත් රේඛ කමිටුව
2024.12.18 වන දින

සභාපති ප්‍රධාන ලේකම්, දකුණු පළාත





.....


සාමාජික නියෝජ්‍ය ප්‍රධාන ලේකම්
(ඉංජිනේරු සේවා), දකුණු පළාත





.....


සාමාජික නියෝජ්‍ය ප්‍රධාන ලේකම් (මූල්‍ය කළමනාකරණ), දකුණු පළාත 

සාමාජික නියෝජ්‍ය ප්‍රධාන ලේකම් (සැලසුම්), දකුණු පළාත 

සාමාජික පළාත් වාරිමාර්ග අධ්‍යක්ෂ, දකුණු පළාත් වාරිමාර්ග දෙපාර්තමේන්තු 

සාමාජික සාමාන්‍යාධිකාරී, දකුණු පළාත් මාර්ග සංවර්ධන අධිකාරිය 

සාමාජික ඉංජිනේරු, පළාත් පාලන දෙපාර්තමේන්තුව, දකුණු පළාත 

සාමාජික නියෝජිත, මාර්ග සංවර්ධන අධිකාරිය 


ලේකම් අධ්‍යක්ෂ (ඉංජිනේරු) / පළාත් ගොඩනැගිලි අධ්‍යක්ෂ 

TABLE OF CONTENT

NO	CODE	TOPIC	PAGES
01	DM	Demolisher	DM 1 - 4
02	EW	Earth Work	EW 1 - 2
03	BK	Brick Layer	BK 1 - 3
04	CT	Concreter	CT 1 - 8
05	FW	Form Work	FW 1 - 6
06	RF	Steel Rates	RF 1 - 1
07	RR	R R Masonry	RR 1 - 1
08	CB	Cement Block Work	CB 1 - 1
09	PA	Pavior	PA 1 - 10
10	PL	Plasterer	PL 1 - 4
11	TN	Tinker	TN 1 - 1
12	RO	Roofer	RO 1 - 20
13	CP	Carpenter & Joiner	CP 1 - 18
14	IR	Iron Monger	IR 1 - 7
15	BF	Brass Founder	BF 1 - 1
16	PT	Painter	PT 1 - 4
17	PB	Plumber	PB 1 - 6
18	MA	Maintenance	MA 1 - 2
19	TG	Tempered Glass	TG 1 - 1
20	GL	Glazier	GL 1 - 1
21	CL	Cladding work	CL 1 - 1
22	GW	General Work	GW 1 - 1
23	AL	Maintenance Aluminum	AL 1 - 2
24	ALN	Natural Anodized Aluminum	ALN 1 - 30
25	ALB	Bronze Anodized Aluminum	ALB 1 - 30
26	ALP	Powder Coated Aluminum	ALP 1 - 30
27	EL	Electrical	EL 1 - 12

**Rates for Construction & Repair Works
2025 Rates, Matara, Southern Province
Demolisher**

Code	Description	Unit	Rate (LKR)
DM01	Demolishing existing building walls above DPC level by machine & Clearing debris transport within 01 km from site	m ³	596.00
DM02	Demolishing existing building walls & foudation above Ground level & levelling site by machine.	m.hr	4,686.00
DM03	Demolishing existing wall foundation upto DPC level by machine & filling trenches with available earth on site & level to existing ground level & Clearing debris. (Transport within 01 km from site)	m ³	596.00
DM04	Debries transport within 1km away from site.	m ³	127.00
DM05	Demolishing rubble masonry in cement, stacking rubble and clearing debris away from site	m ³	3,845.00
DM06	Demolishing rubble masonry in cement, stacking rubble and clearing debris away from site (super structure)	m ³	3,960.00
DM07	Demolishing kabok masonry in lime mortar stacking kabok and clearing debris away from site (superstructure)	m ³	2,257.00
DM08	Demolishing brickwork in cement clearing debris away from site	m ³	1,935.00
DM08a	Demolishing brickwork in cement clearing debris away from site (1st floor)	m ³	2,032.00
DM08b	Demolishing brickwork in cement clearing debris away from site (2nd floor)	m ³	2,070.00
DM08c	Demolishing brickwork in cement clearing debris away from site (3rd floor)	m ³	2,128.00
DM09	Demolishing brickwork in lime stacking brick and clearing debris away from site.	m ³	2,549.00
DM10	Demolishing floors 3" thick brick paved, stacking reuseable bricks and clearing debris away from site	m ²	281.00
DM11	Demolishing drains and clearing debris away from site (Bricks or concrete)	m	228.00
DM12	Demolishing Cement concrete floor , and clearing debris in away from site (3" thick)	m ³	6,142.00
DM13	Demolishing reinforced cement concrete in suspended floors, removing reinforcement and clearing debris away from site (for minor works)	m ³	18,979.00
DM14	Demolishing reinforced cement concrete Columns, Slabs & Beams by meachine, removing reinforcement and clearing debris away from site	m ³	7,546.00
DM15	Removing lime plastering and clearing debris away from site	m ²	140.00
DM16	Removing soffit plaster and clearing debris away from site	m ²	580.00
DM17	Removing rendering, cement, and clearing debris away from brick walls and floors	m ²	423.00
DM18	Removing rendering, cement, and clearing debris away from cement concrete floors and walls	m ²	632.00
DM19	Demolishing tiles with tile bed and clearing debris away from site	m ²	748.00

Code	Description	Unit	Rate (LKR)
DM20	Removing and stacking corrugated asbestos sheets with roof frame GF	m ²	278.00
DM20a	Removing and stacking corrugated sheets, asbestos with roof frame (two storied)	m ²	286.00
DM20b	Removing and stacking corrugated sheets, asbestos with roof frame (three storied)	m ²	292.00
DM21	Removing asbestos roofing sheet stacking serviceable material & clearing debris in single storied building	m ²	66.00
DM21a	Removing asbestos roofing sheet stacking serviceable material & clearing debris in two storied building	m ²	68.00
DM21b	Removing asbestos roofing sheet stacking serviceable material & clearing debris in three storied building	m ²	70.00
DM22	Removing and stacking Zink aluminium roofing sheet from roof frame GF	m ²	53.00
DM23	Removing and stacking Zink aluminium roofing sheet with roof frame GF	m ²	177.00
DM24	Removing roof tiles and timber of roof completely, stacking serviceable materials and clearing debris in single storied buildings	m ²	521.00
DM24a	Removing roof tiles and timber of roof completely, stacking serviceable materials and clearing debris in two storied buildings	m ²	537.00
DM24b	Removing roof tiles and timber of roof completely, stacking serviceable materials and clearing debris in three storied buildings	m ²	548.00
DM25	Removing tiles, reapers and rafters from the roof & stacking serviceable material clearing debris away.	m ²	398.00
DM26	Removing tiles & reapers from the roof & stacking serviceable material clearing debris away.	m ²	263.00
DM27	Removing and stacking tiles Calicut or half round, from roof of singles storied buildings	m ²	202.00
DM27a	Removing and stacking tiles Calicut or half round, from roof of two storied buildings	m ²	208.00
DM27b	Removing and stacking tiles Calicut or half round, from roofs of three storied buildings	m ²	212.00
DM28	Removing and stacking Valance, Barge board materials and clearing debris away from site in single storied building	m	77.00
DM28a	Removing and stacking Valance, Barge board materials and clearing debris away from site in two storied building	m	79.00
DM28b	Removing and stacking Valance, Barge board materials and clearing debris away from site in three storied building	m	81.00
DM28c	Removing and stacking Valance, Barge board materials and clearing debris away from site in four storied building	m	82.00
DM28d	Removing and stacking Valance, Barge board materials and clearing debris away from site in five storied building	m	84.00
DM29	Removing and stacking PVC or Zn/Al Down pipes, old or decayed, from existing building	m	57.00

Code	Description	Unit	Rate (LKR)
DM30	Removing and stacking PVC or ZnAl gutter, eave gutter, from roofs of single storied buildings	m	77.00
DM30a	Removing and stacking PVC or ZnAl gutter, eave gutter, from roofs of two storied buildings	m	79.00
DM30b	Removing and stacking PVC or ZnAl gutter, eaves, from roofs of three storied buildings	m	81.00
DM30c	Removing and stacking PVC or ZnAl gutter, eaves, from roofs of four storied buildings	m	82.00
DM30d	Removing and stacking PVC or ZnAl gutter, eaves, from roofs of 5 storied buildings	m	84.00
DM31	Removing Unloading existing Truss (Timber , steel....etc)	nr	3,459.00
DM32	Unloading , Hoisting & Re-fixing existing Truss (Timber , steel....etc)	nr	10,328.00
DM33	Removing existing Ceiling(Asbestos or timber) with timber frame stacking materials and clearing debris away from site GF	m ²	98.00
DM33a	Removing existing Ceiling(Asbestos or timber) with timber frame stacking materials and clearing debris away from site 1st floor	m ²	101.00
DM33b	Removing existing Ceiling(Asbestos or timber) with timber frame stacking materials and clearing debris away from site 2nd floor	m ²	103.00
DM33c	Removing existing Ceiling(Asbestos or timber) with timber frame stacking materials and clearing debris away from site 3rd floor	m ²	105.00
DM34	Carefully removing existing ceiling Asbestos with timber frame and cleaning debris away from site [Reusable materials stacking at site]	m ²	165.00
DM35	Removing existing Asbestos ceiling sheets only and clearing debris away from site.	m ²	51.00
DM36	Removing existing suspended ceiling [Gypsum or Plastic board] and cleaning debris away from site [Reusable materials stacking at site]	m ²	51.00
DM37	Removing and stacking 2"x2" GI mesh from existing frames	m ²	346.00
DM38	Removing and stacking ,2"x2" GI mesh or Iron grill with frame from wall.	m ²	577.00
DM39	Removing and stacking Timber Door or Window frame with sash, from existing walls	m ²	468.00
DM40	Removing and stacking Timber Door or Window sash from existing frame	m ²	130.00
DM41	Removing and stacking Aluminium Door or Window with frame from existing wall & finish the wall in good condition	m ²	378.00
DM42	Removing and stacking Aluminium Door or Window sash from existing frame	m ²	226.00
DM43	Removing Aluminium partitions carefully @ all joints for reusing and stacking at site	m ²	344.00
DM44	Removing and stacking gate sash after demolishing cement concrete blocks or removing posts and separating pintle (Demolishing brickwork where necessary paid for separately).	nr	1,740.00
DM45	Uprooting fence post , rolling up and stacking barbed wire and all other materials (Length of fencing to be measured)	m	543.00

Code	Description	Unit	Rate (LKR)
DM46	Uprooting fence post and stacking at site.	nr	195.00

**Rates for Construction & Repair Works
2025 Rates, Matara, Southern Province
Earth Work**

Code	Description	Unit	Rate (LKR)
EW01	Earth cutting and levelling site by manually in any material except rock requiring blasting, including transporting within 1/4 mile, depositing and levelling	m ³	1,292.00
EW02	Earth cutting by machine & push within 100 m from site rate to include operator & helper)	m ³	262.00
EW03	Earth cutting & Loading by machine & Earth transport within 1 km from site	m ³	414.00
EW04	Earth cutting & Loading by machine & Earth transport inbetween 01 to 05 km from site	m ³	914.00
EW05	Earth cutting & Loading by machine & Earth transport inbetween 05 to 08km from site	m ³	1,288.00
EW06	Drains, earth, in any soil except rock requiring blasting cut to gradient and shape as directed and depositing soil within site (manually)	m ³	1,712.00
EW07	Excavation for foundation by manually in any material except rock requiring blasting, part return fill in and ram, and disposing surplus within site as directed. (not exceeding 5ft depth)	m ³	2,010.00
EW08	Excavation by machine for foundation in any material except requiring blasting , part return fill in and ram, and depositing surplus within site as directed	m ³	853.00
EW09	Filling under floors with gravel or other approved quality of filling, spread, water and well rammed in 3"layers with available earth	m ³	2,171.00
EW10	Filling under floors with gravel or other approved quality of filling, spread, water and well compacted using vaccur (rammer) in 9"layers with available earth	m ³	1,397.00
EW11	Earth filling with gravel or other approved quality of filling, spread, water and well compacted using two ton Roller in 9" layers with available earth	m ³	693.00
EW12	Supplying and pilling gravel or other approved quality of filling on site.(Transport within first mile)	m ³	1,799.00
EW13	Filling under floors with gravel or other approved quality of filling, spread, watered and well rammed in 3" layers (materials not available at site)(Transport within first mile)	m ³	4,175.00
EW14	Filling under floors with gravel or other approved quality of filling, spread, watered and well compacted using vaccur (rammer) in 9"layers (materials not available at site)(Transport within first mile)	m ³	3,091.00
EW15	Backfilling and compacting to behind of retaining wall with available suitable quality earth using rammer.	m ³	1,705.00
EW16	Backfilling and compacting to behind of retaining wall with suitable quality earth including loading & transport within 1km using rammer.	m ³	3,313.00
EW17	Supplying and laying and compacting of ABC using vaccur (rammer -75 Kg) including transport within 10km	m ³	6,978.00
EW18	Supplying , Laying & compaction of Quarry dust (as a filling material)	m ³	8,728.00
EW19	Supplying , Laying & compaction of river sand (as a filling material)	m ³	13,013.00
EW20	Earthwork support (open planking) in trenches depth up to 5'-0"(consider trench of 15' long 3' wide,5' depth both faces)	m ²	2,765.00
EW21	Earthwork support (close planking) in trenches depth up to 5'-0" consider trench 15'-0" long 3'-0" wide and 5'-0" height of planking to both faces	m ²	5,047.00

Code	Description	Unit	Rate (LKR)
EW22	Earthwork support (Close planking) in deep excavation in trenches up to 15'-0" depth. Consider trench length of 15'-0" width 5'-6" at top and 3'-6" at bottom both faces.	m ²	5,753.00
EW23	Temporary shoring with 6mm thick steel plate with 2" diameter GI pipes vertically driven at 30" c/c permissible intervals and steel plate inserted between earth and pipes to the depth upto 8' as per drawing no SPES/Rate 23/ Ew 23.(contractor shall submit method statement to engineer's approval before excavation)	m ²	1,456.00
EW24	Supplying, laying of 25 mm - 200 mm dry stone (for retaining wall)	m ³	6,759.00
EW25	Supplying and placing 110 mm U.P.V.C pipe(Type 250) in retaining walls as required	m	1,226.00
EW26	Supplying and laying Geo-textile material 2.5 mm thick Including preparing surface as per instruction	m ²	899.00
EW27	Supplying and placing the 25 mm thick regifoam through the retaining wall joints.	m ²	762.00
EW28	Excavation for well in any material except rock requiring blasting and disposing surplus within site as directed. (From ground level up to 5'-0" depth)(From ground level up to 1.52 m depth)	m ³	2,010.00
EW29	Excavation for well in any material except rock requiring blasting and disposing surplus within site as directed. (From 5'-0" up to 10'-0" depth) (From 1.52 m up to 3.05 m depth)	m ³	3,238.00
EW30	Excavation for well in any material except rock requiring blasting and disposing surplus within site as directed. (From 10'-0" up to 15'-0" depth)(From 3.05 m up to 4.57 m depth)	m ³	4,467.00
EW31	Excavation for well in any material except rock requiring blasting and disposing surplus within site as directed. (From 15'-0" up to 20'-0" depth)(From 4.57 m up to 6.10 m depth)	m ³	5,695.00
EW32	Excavation for well in any material except rock requiring blasting and disposing surplus within site as directed.(From 20'-0" up to 25'-0" depth)(From 6.10 m up to 7.62 m depth)	m ³	6,924.00
EW33	Excavation for well in any material except rock requiring blasting and disposing surplus within site as directed. (From 25'-0" up to 30'-0" depth)(From 7.62 m up to 9.15 m depth)	m ³	8,152.00
EW34	Excavation for well in any material except rock requiring blasting and disposing surplus within site as directed. (From 30'-0" up to 35'-0" depth)(From 9.15 m up to 10.67 m depth)	m ³	9,381.00
EW35	Excavation for well in any material except rock requiring blasting and disposing surplus within site as directed.(From 35'-0" up to 40'-0" depth)(From 10.67 m up to 12.20 m depth)	m ³	10,609.00
EW36	Excavation for well in any material except rock requiring blasting and disposing surplus within site as directed. (From 40'-0" up to 45'-0" depth)(From 12.20 m up to 13.72 m depth)	m ³	11,837.00
EW37	Excavation for well in any material except rock requiring blasting and disposing surplus within site as directed.(From 45'-0" up to 50'-0" depth)(From 13.72m up to 15.24 m depth)	m ³	13,066.00

Rate Analysis for Construction & Repair Works
2025 Rates, Matara, Southern Province
Brick Layer

Code	Description	Unit	Rate (LKR)
BK01	Brickwork in 225 mm 1:5 cement : sand mortar (Ground Floor).	m ³	30,616.00
BK01a	Brickwork in 225 mm 1:5 cement : sand mortar (First Floor).	m ³	32,147.00
BK01b	Brickwork in 225 mm 1:5 cement : sand mortar (Second Floor).	m ³	32,759.00
BK01c	Brickwork in 225 mm 1:5 cement : sand mortar (Third Floor).	m ³	33,678.00
BK02	Brickwork in cement : sand mortar 1:5 in piers (Ground Floor).	m ³	35,401.00
BK03	Brickwork in cement : sand mortar 1:5 with bricks available at site including sorting and cleaning bricks (Ground Floor).	m ³	18,369.00
BK04	Brickwork 225 mm in cement : sand mortar 1:8 in foundation up to D.P.C.	m ³	29,707.00
BK05	Brickwork 225 mm in cement : sand mortar 1:8 in superstructure (Ground Floor).	m ³	29,805.00
BK05a	Brickwork 225 mm in cement : sand mortar 1:8 in superstructure (First Floor).	m ³	31,295.00
BK05b	Brickwork 225 mm in cement : sand mortar 1:8 in superstructure (Second Floor).	m ³	31,891.00
BK05c	Brickwork 225 mm in cement : sand mortar 1:8 in superstructure (Third Floor).	m ³	32,785.00
BK06	Brickwork 112mm in cement : sand mortar 1:5 (Ground Floor)	m ²	3,743.00
BK06a	Brickwork 112mm in cement : sand mortar 1:5 (First Floor).	m ²	3,930.00
BK06b	Brickwork 112mm in cement : sand mortar 1:5 (Second Floor).	m ²	4,005.00
BK06c	Brickwork 112mm in cement : sand mortar 1:5 (Third Floor).	m ²	4,117.00
BK07	Brickwork 112mm in cement : sand mortar 1:5 with available bricks at the site including sorting and cleaning.	m ²	2,325.00
BK08	Drains, brick in cement : sand, 1:5, 6"-9" average depth and 9" wide, cement rendering 1/2", 1:2 finished smooth complete with expansion joints as necessary including excavation (apron paid for separately)	m	4,736.00
BK09	Steps, 12" wide and 6" to 9" high masonry or brickwork in cement mortar 1:3, rendering 1/2" cement 1:2 with foundation 6" below ground.	m	3,165.00
BK10	Construction of soakage pit 1200 x 1200 x 2700 mm (8'-6") invert depth, (8'-6" deep from the sewer pipe) Brick walls 225 mm thick in 1:5 ct: sand mortar, including 1:2 ct, & sand plastering 1/2" thick finished smooth with neat ct. floating up to a depth of 6" below from the invert level of the sewer pipe & surround the con. pad . Concreting Ring beam, cover slab and pad (curb) with 1:2:4(3/4") conc. mixture. Reinforcing cover slab with 10.0 mm twisted deformed steel @ 6" cts. bothways and plastering curb 1:3 ct. & sand, 1/2" thick finished smooth with neat ct. floating 6" below ground level.inc: 2 nr of 10mm dia lifting handles (as per Draw No.SPES/Rate23/Bk-10.)	nr	175,251.00

Code	Description	Unit	Rate (LKR)
BK11	Construction of urinal pit - 900 x 900 x 2400 mm (8'-0") invert depth,(8'-0" deep from the sewer pipe) Brick walls 225 mm thick in 1:5 ct: sand mortar, including 1:3 ct, & sand plastering 1/2" thick finished smooth with neat ct. floating up to a depth of 6" below from the invert level of the sewer pipe. Concreting cover slab and pad (curb) with 1:2:4(3/4") conc. mixture. Reinforcing cover slab with 10.0 mm twisted deformed steel @ 6" cts. both ways and plastering curb 1:3 ct. & sand, 1/2" thick finished smooth with neat ct. floating , with 2 nos lifting handles. (as per Draw No.SPES/Rate23/Bk-11.)	nr	127,187.00
BK12	Supplying & installing Cement Concrete Hume pipe sokage pit with precast cover slab - (900 dia x 2250 mm hight) ,(6'-0" deep from the sewer pipe). Rate to include for 225 mm thick in 1:5 ct: sand mortar Brick walls , around top of hume pipe & including 1:3 ct, & sand plastering 1/2" thick finished smooth with neat ct. floating up to a depth of 6" below from the invert level of the sewer pipe . Concreting pad (curb) on brick wall with 1:2:4(3/4") conc. mixture and plastering curb 1:3 ct. & sand, 1/2" thick finished smooth with neat ct. floating . (as per Draw No.SPES/Rate23/Bk-12.)	nr	45,469.00
BK13	Manhole 2'-0"x 2'-0"x 2'-0" (internally) concreting base 4" thick & channels with 1:2:4 (3/4") ct. concrete including 2" thick, concrete screed with 1:3:6 (1") con. mixture.9" brick wall with 1:5 ct. mortar. Internally Plastered with 1:3, 3/4" thick ct. mortar with water proofing compound 10% (by cement) weight of cement as super latex 302 or equivalent finished smooth with neat ct. floating including channels & Pad plaster 1:3, 1/2" thick finished smooth with cement floating.shall be water tight. Rate to include for concrete cover slab 3" thick with 1:2:4 (3/4") con. mixture r/f with.10 mm dia. T.S rods @ 6" c/s. both ways, with 2 nos lifting handles. (as per Draw No.SPES/Rate23/Bk-13)	nr	42,818.00
BK14	Manhole 3'-6"x2'-0"x2'-0"(internally)concreting base 4" thick & channels with 1:2:4(3/4") ct. concrete Including 2" thick concrete screed with 1:3:6(1") con. mixture. 9" brick wall with 1:5 ct. mortar & internally Plastered with 1:3, 3/4" thick ct. mortar with water proofing compound 10% (by cement) weight of cement as super latex 302 or equivalent finished smooth with neat ct. floating including channels & Pad plaster 1:3,1/2" thick finished smooth with cement floating. Rate to include for concrete cover slab 3" thick with 1:2:4(3/4") con. mixture r/f with.10mm dia. T.S. rods @ 6" c/s. both ways, with 2 nos lifting handles.(Draw No.SPES/Rate23/Bk-14)	nr	58,864.00
BK15	Manhole 1'-6"x 1'-6"x 1'-3" (internally) concreting base 4" thick & channels with 1:2:4 (3/4") ct. concrete including 2" thick, concrete screed with 1:3:6 (1") con. mixture. 4" concrete wall with 1:2:4 (3/4")con. mixture . Internally Plastered with 1:3, 3/4" thick ct. mortar with water proofing compound 10% (by cement) weight of cement as super latex 302 or equivalent finished smooth with neat ct. floating including channels & Pad plaster 1:3, 1/2" thick finished smooth with cement floating.shall be water tight. Rate to include for concrete cover slab 3" thick with 1:2:4 (3/4") con. mixture r/f with.10 mm dia. T.S rods @ 6" c/s. both ways, with 2 nos lifting handles. (as per detail Draw No.SPES/Rate23/Bk-15.)	nr	19,366.00

Code	Description	Unit	Rate (LKR)
BK16	Septic tank for 25 persons(8'-0" x 2'-6" x 4'- 6") deep from the invert depth). L1- 9'-0", L2- 2' -6" & d - 4' -6" Dimension of septic tank with 9" thk Brick wall.(must be watertight) Rate to include for rainforced concrete cover slab with 1:2:4 (3/4") con. mixture , with 4 nos lifting handles, including plaster1:3, 3/4" thick ct. mortar with water proofing compound 10% (by cement) weight of cement as super latex 302 or equivalent & pad plaster 1:3 1/2" thick finished smooth(must be applied two coats of anticorrosive to handles). Septic tank should be filled with water up to TW level before using(Draw No.SPES/Rate23/Bk-16)	nr	249,818.00
BK17	Septic tank for 50 persons (9'-9" x 3'-0" x 5' - 0" deep from the invert depth). L1- 5'-6", L2- 3' -6", L3- 3' -0" & d- 5' -0" Dimension of septic tank.(must be watertight)Rate to include for 75mm thick reinforced concrete cover slab with 1:2:4 (3/4") con. mixture , with 4 nos lifting handles, including plaster 1:3, 3/4" thick ct. mortar with water proofing compound 10% (by cement) weight of cement as super latex 302 or equivalent & pad plaster 1:3 1/2" thick finished smooth(must be applied two coats of anticorrosive to handles). Septic tank should be filled with water up to TW level before using(Draw No.SPES/Rate23/Bk-17)	nr	354,683.00
BK18	Septic tank for 100 persons (13'-9" x 3'-6" x 5' - 0" deep from the invert depth). L1- 8'-6", L2- 4' -6", L3- 3' -6" & d- 5' -0" Dimension of septic tank.(must be watertight)Rate to include for 75mm thick reinforced concrete cover slab with 1:2:4 (3/4") con. mixture , with 4 nos lifting handles, including plaster 1:3, 3/4" thick ct. mortar with water proofing compound 10% (by cement) weight of cement as super latex 302 or equivalent & pad plaster 1:3, 1/2" thick finished smooth(must be applied two coats of anticorrosive to handles). Septic tank should be filled with water up to TW level before using(Draw No.SPES/Rate23/Bk-17)	nr	479,620.00
BK19	Supplying & installing precast Septic tank(approved by engineer) for 20 persons (8'-0" long & 3'- 0" dia.) .(must be watertight) Rate to include for two nr. brick chamber with rainforced concrete cover slab with 1:2:4 (3/4") con. mixture , with 2 nos lifting handles, including concrete pad on the chamber & plastered with 1:3, 1/2 thick plaster finished smooth(must be applied two coats of anticorrosive to handles). Septic tank should be filled with water up to TW level before using(Draw No.SPES/Rate23/Bk-19)	nr	105,038.00
BK20	Cement concrete grill approved quality supply and fixing with cement slurry with one coat of filler and two coats of emulsion paint.	m ²	14,410.00
BK21	Cement concrete grill approved quality supply and fixing with cement slurry with two coats of weather shield paint.	m ²	14,537.00
BK22	Cement concrete grill approved quality supply and fixing with cement slurry. (without colour washing)	m ²	12,058.00

Rates for Construction & Repair Works
2025 Rates, Matara, Southern Province
Concreter

Code	Description	Unit	Rate (LKR)
CT01	Cement concrete 1:3:6 (1") up to 3.00 m ³ (Shuttering paid separately) incl: curing(Grade 15)	m ³	31,722.00
CT02	Cement concrete 1:3:6 with 1" metal, above 3.00 m ³ (Shuttering paid separately) incl: curing(Gr 15 conc.)	m ³	28,834.00
CT03	Cement concrete 1:3:6 (1") above 3.00 m ³ (Shuttering paid separately) incl: curing.Using mixture & vibrator(Grade 15)	m ³	21,675.00
CT04	Cement concrete 1:3:6 (1 1/2") up to 3.00 m ³ (Shuttering paid separately) incl: curing(Gr 15 conc.)	m ³	31,121.00
CT05	Cement concrete 1:3:6(1 1/2"), above 3.00 m ³ (Shuttering paid separately) incl: curing(Grade15)	m ³	28,639.00
CT06	Cement concrete 1:3:6 (1 1/2") above 3.00 m ³ (Shuttering paid separately) incl: curing. Using mixture & vibrator.(Gr 15 conc.)	m ³	21,481.00
CT07	Plum concrete -1:3:6(1") concrete up to 3.0 m ³ with 20% volume of 4" x 6" Rubble (shuttering paid separately) Rate to include vibrator, pilling plums and curing.	m ³	24,721.00
CT08	Plums concrete -1:3:6(1") concrete above 3.0 m ³ with 20% volume of 4" x 6" Rubble. (shuttering paid separately) Rate to include vibrator, pilling of plums & curing.	m ³	18,703.00
CT09	Cement concrete 1:2 1/2:5(1") mix: up to 3.0 m ³ (Shuttering paid separately) incl: curing	m ³	31,071.00
CT10	Cement concrete 1:2 1/2:5(1")mix: above 3.0 m ³ (Shuttering paid separately) incl: curing. Using mixture.	m ³	23,820.00
CT11	Drain for Corrugated Asbestos sheet roof with 1200mm eave in front & back side, 900mm eave in gable sides -300mm internal width and minimum starting depth 150mm drain,75mm thick cement concrete in 1:21/2:5 (1") mix: to required slop (1:20).Cement rendering, 1/2" thick, 1:3 cement sand motor finished smooth with neat cement floating, including curing. (As per detail drawing No SPES/Rate 23/Ct-11)	m	4,902.00
CT12	Ramp for Corrugated Asbestos sheet roof with 1200mm eave in front & back side, 900mm eave in gable sides- Concreting 75mm thick ramp in 1:21/2:5(1")mix:Floor cement rendering, with expansion joints at every 20'-0" intervals, 1/2" thick 1:3 cement & sand motor finished smooth with neat cement floating incl: curing.(Gable side ramp width 825mm, long side ramp width 900mm)(As per detail drawing No SPES/Rate 23/Ct-11)	m	2,822.00
CT13	Drain for Calicut tile roof with 1200mm eave in front & back side, 900mm eave in gable sides -300mm internal width and minium starting depth 150mm drain,75mm thick cement concrete in 1:21/2:5 (1") mix: to required slop (20feet to 1 inch) , cement rendering, 1/2" thick, 1:3 cement sand motor finished smooth with neat cement floating including curing. (As per detail drawing No SPES/Rate 23/Ct-13)	m	4,729.00

Code	Description	Unit	Rate (LKR)
CT14	Ramp for Calicut tile roof with 1200mm eave in front & back side, 900mm eave in gable sides - Concreting 75mm thick ramp in 1:21/2:5(1") mix: Floor cement rendering, with expansion joints at every 20'-0" intervals, 1/2" thick 1:3 cement & sand motor finished smooth with neat cement floating including curing. (Gable side ramp width 825mm, long side ramp width 800mm) (As per detail drawing No SPES/Rate 23/ Ct-13)	m	2,586.00
CT15	Drain for single storied building Corrugated asbestos sheet roof with 900mm eave in front ,back & 900mm eave in gable sides, 225mm internal width and minium starting depth 150mm drain, 75mm thick cement concrete in 1:21/2:5 (1") mix: to required slop (20feet to 1 inch) , cement rendering, 1/2" thick, 1:3 cement sand motor finished smooth with neat cement floating including curing.(Sigle storied building)(As per detail drawing No SPES/Rate 23/Ct-15)	m	4,567.00
CT16	Ramp for single storied building Corrugated asbestos sheet roof with 900mm eave in front ,back & 900mm eave in gable sides, Concreting 75mm thick ramp in 1:21/2:5(1")mix:,floor cement rendering, with expansion joints at every 20'-0" intervals 1/2" thick 1:3 cement & sand motor finished smooth with neat cement floating including curing. (Gable side ramp width 738mm, long side ramp width 738mm) (As per detail drawing No SPES/Rate 23/ Ct-15) .	m	2,055.00
CT17	Drain for single storied building calicut tile roof with 900mm eave in front ,back & 900mm eave in gable sides225mm internal width and minium starting depth 150mm drain,cement concrete in 1:21/2:5 (1") 75mm thick mix: to required slop (20feet to 1 inch) , cement rendering, 1/2" thick, 1:3 cement sand motor finished smooth with neat cement floating including curing.(Sigle storied building) (As per detail drawing No SPES/Rate 23/Ct-17)	m	4,670.00
CT18	Ramp for single storied building Calicut tile roof with 900mm eave in front ,back & 900mm eave in gable sides, Concreting 75mm thick ramp in 1:21/2:5(1")mix:,floor cement rendering, with expansion joints at every 20'-0" intervals 1/2" thick 1:3 cement & sand motor.with finished smooth incl: curing. (Gable side ramp width 738mm, long side ramp width 663mm) (Sigle storied building)(As per detail drawing No SPES/Rate 23/Ct-17)	m	2,193.00
CT19	Drain for Corrugated asbestos sheet Hip roof with 1200mm eave in front , back & gable sides -300mm internal width and minium starting depth 150mm drain,75mm thick cement concrete in 1:21/2:5 (1") mix: to required slop (20feet to 1 inch) , cement rendering, 1/2" thick, 1:3 cement sand motor finished smooth with neat cement floating including curing. (As per detail drawing No SPES/Rate 23/Ct-19)	m	4,894.00
CT20	Ramp for Corrugated asbestos sheet Hip roof with 1200mm eave in front , back & gable sides-Concreting 75mm thick ramp in 1:21/2:5(1")mix:,floor cement rendering, with expansion joints at 20'-0" intervals, 1/2" thick 1:3 cement & sand motor.with finished smooth with neat cement floating including curing . (Gable side ramp width 900mm, long side ramp width 900mm)(As per detail drawing No SPES/Rate 23/Ct-19)	m	2,876.00
CT21	Drain for Calicut tile Hip roof with 1200mm eave in front , back & gable sides -300mm internal width and minium starting depth 150mm drain,75mm thick cement concrete in 1:21/2:5 (1") mix: to required slop (20feet to 1 inch) , cement rendering, 1/2" thick, 1:3 cement sand motor finished smooth with neat ement floating including curing. (As per detail drawing No SPES/Rate 23/Ct-21)	m	4,894.00

Code	Description	Unit	Rate (LKR)
CT22	Ramp for Calicut tile Hip roof with 1200mm eave in front , back & gable sides-Concreting 75mm thick ramp in 1:21/2:5 (1")mix:floor cement rendering, with expansion joints at every 20'-0' intervals 1/2" thick 1:3cement & sand motor. finished smooth with neat cement floating including Ccuring.(Gable side ramp width 800mm, long side ramp width 800mm) (As per detail drawing No SPES/Rate 23/Ct-21)	m	2,565.00
CT23	Drain for single storied building Asbestos sheet Hip roof with 900mm eave in front ,back & gable sides -225mm internal width and minium starting depth 150mm drain,75mm thick cement concrete in 1:21/2:5 (1") mix: to required slop (20feet to 1 inch) , cement rendering, 1/2" thick, 1:3 cement sand motor finished smooth with neat cement floating including curing. (As per detail drawing No SPES/Rate 23/Ct-23)	m	4,567.00
CT24	Ramp for for single storied building corrugated Asbestos sheet Hip roof with 900mm eave in front ,back & gable sides- Concreting 75mm thick ramp in 1:21/2:5 (1")mix:floor cement rendering, with expansion joints at every 20'-0' intervals 1/2" thick 1:3cement & sand motor. finished smooth with neat cement floating including Ccuring.(Gable side ramp width 738mm, long side ramp width 738mm) (As per detail drawing No SPES/Rate 23/Ct-23)	m	2,373.00
CT25	Drain for single storied building calicut tile Hip roof with 900mm eave in front ,back & gable sides -225mm internal width and minium starting depth 150mm drain,75mm thick cement concrete in 1:21/2:5 (1") mix: to required slop (20feet to 1 inch) , cement rendering, 1/2" thick, 1:3 cement sand motor finished smooth with neat cement floating including curing. (As per detail drawing No SPES/Rate 23/Ct-25)	m	4,558.00
CT26	Ramp for for single storied building calicut tile Hip roof with 900mm eave in front ,back & gable sides- Concreting 75mm thick ramp in 1:21/2:5 (1")mix:floor cement rendering, with expansion joints at every 20'-0' intervals 1/2" thick 1:3cement & sand motor. finished smooth with neat cement floating including Ccuring.(Gable side ramp width 663mm, long side ramp width 663mm) (As per detail drawing No SPES/Rate 23/Ct-25)	m	2,128.00
CT27	Ramp & drain for Asbestos sheet roof with 1200mm eave in front & back side, 900mm eave in gable sides-300mm internal width and minium starting depth 150mm drain & ramp 75mm thick cement concrete in 1:21/2:5 (1") mix:to required slop (20feet to 1 inch). Drain & ramp Cement rendering 1/2" thick 1:3 cement, sand mortar finished smooth with neat cement floating including curing, Rate to include expansion joints at every 20'-0' intervals for ramp.(Gable side ramp width 825mm,long side ramp width 900mm (As per detail drawing No SPES/Rate 23/Ct-11)	m	7,724.00
CT28	Ramp & drain for Calicut tile roof with 1200mm eave in front & back side, 900mm eave in gable sides-300mm internal width and minium starting depth 150mm drain & ramp 75mm thick cement concrete in 1:21/2:5 (1") mix:to required slop (20feet to 1 inch). Drain & ramp Cement rendering 1/2" thick 1:3 cement, sand mortar finished smooth with neat cement floating including curing, Rate to include expansion joints at every 20'-0' intervals for ramp.(Gable side ramp width 825mm,long side ramp width 800mm (As per detail drawing No SPES/Rate 23/Ct-13)	m	7,315.00

Code	Description	Unit	Rate (LKR)
CT29	Ramp & drain for single storied building Corrugated asbestos sheet roof with 900mm eave in front ,back & 900mm eave in gable sides-225mm internal width and minium starting depth 150mm drain & ramp 75mm thick cement concrete in 1:21/2:5 (1") mix:to required slop (20feet to 1 inch). Drain & ramp Cement rendering 1/2" thick 1:3 cement, sand mortar finished smooth with neat cement floating including curing, Rate to include expansion joints at every 20'-0' intervals for ramp.(Gable side ramp width 738mm,long side ramp width 663mm (As per detail drawing No SPES/Rate 23/Ct-15)	m	6,622.00
CT30	Ramp & drain for single storied building calicut tile roof with 900mm eave in front ,back & 900mm eave in gable sides-225mm internal width and minium starting depth 150mm drain & ramp 75mm thick cement concrete in 1:21/2:5 (1") mix:to required slop (20feet to 1 inch). Drain & ramp Cement rendering 1/2" thick 1:3 cement, sand mortar finished smooth with neat cement floating including curing, Rate to include expansion joints at every 20'-0' intervals for ramp.(Gable side ramp width 738mm,long side ramp width 738mm (As per detail drawing No SPES/Rate 23/Ct-17)	m	6,863.00
CT31	Drain for Corrugated asbestos sheet Hip roof with 1200mm eave in front , back & gable sides-300mm internal width and minium starting depth 150mm drain & ramp 75mm thick cement concrete in 1:21/2:5 (1") mix:to required slop (20feet to 1 inch). Drain & ramp Cement rendering 1/2" thick 1:3 cement, sand mortar finished smooth with neat cement floating including curing, Rate to include expansion joints at every 20'-0' intervals for ramp.(Gable side ramp width 900mm,long side ramp width 900mm (As per detail drawing No SPES/Rate 23/Ct-19)	m	7,770.00
CT32	Drain for Calicut tile Hip roof with 1200mm eave in front , back & gable sides-300mm internal width and minium starting depth 150mm drain & ramp 75mm thick cement concrete in 1:21/2:5 (1") mix:to required slop (20feet to 1 inch). Drain & ramp Cement rendering 1/2" thick 1:3 cement, sand mortar finished smooth with neat cement floating including curing, Rate to include expansion joints at every 20'-0' intervals for ramp.(Gable side ramp width 800mm,long side ramp width 800mm (As per detail drawing No SPES/Rate 23/Ct-19)	m	7,459.00
CT33	Drain for single storied building Asbestos sheet Hip roof with 900mm eave in front ,back & gable sides -225mm internal width and minium starting depth 150mm drain & ramp 75mm thick cement concrete in 1:21/2:5 (1") mix:to required slop (20feet to 1 inch). Drain & ramp Cement rendering 1/2" thick 1:3 cement, sand mortar finished smooth with neat cement floating including curing, Rate to include expansion joints at every 20'-0' intervals for ramp.(Gable side ramp width 738mm,long side ramp width 738mm (As per detail drawing No SPES/Rate 23/Ct-23)	m	6,940.00
CT34	Drain for single storied building Calicut tile Hip roof with 900mm eave in front ,back & gable sides -225mm internal width and minium starting depth 150mm drain & ramp 75mm thick cement concrete in 1:21/2:5 (1") mix:to required slop (20feet to 1 inch). Drain & ramp Cement rendering 1/2" thick 1:3 cement, sand mortar finished smooth with neat cement floating including curing, Rate to include expansion joints at every 20'-0' intervals for ramp.(Gable side ramp width 663mm,long side ramp width 663mm (As per detail drawing No SPES/Rate 23/Ct-25)	m	6,686.00
CT35	Cement concrete 1:2:4(3/4") (Gr.20 concrete) (R/F and Shuttering paid separately)incl: curing.Rate to include using mixture & vibrator	m ³	25,333.00
CT36	Cement concrete 1:2:4(3/4") (Gr.20 concrete) (R/F and Shuttering paid separately)incl: curing(manual mixing up to 3m3)	m ³	31,949.00

Code	Description	Unit	Rate (LKR)
CT37	Supplying & laying corbel stone in cement concrete 1:2:4(3/4") reinforced with 4 / 10 mm rods (shuttering paid separately) up to 1cu.ft -corbel stone size-6"x9"x15" including curing	nr	1,467.00
CT38	Supplying and laying curb in cement concrete 1:2:4 (3/4") 9" high 3" wide and cement rendered 1/2" thick 1:2.(shuttering excavation paid separately) including curing	m	3,457.00
CT39	Pad stones in cement concrete 1:2:4(3/4") (Gr.20) precast or in site (size 1'-6"x1'-1 1/2"x 0'-6")Rate including shuttering & curing	nr	1,567.00
CT40	Pad stones in cement concrete 1:2:4(3/4") (Gr.20) precast or in site (size 131/2"x131/2"x9") (Rate including shuttering & curing)	nr	1,464.00
CT41	300 x150 x50mm thick Precast cement concrete slab in 1:2:4(3/4") (Gr-20) mix;(For covering armoured electrical cables)Rate to include shuttering, curing & stacking at site.	nr	250.00
CT42	Cement concrete 1:2:4(3/4") in column shafts in ground floor, using mixer and vibrator.Rate to include curing.(Reinforcement, shuttering and finishes paid separately) -Gr.20	m ³	27,045.00
CT42a	Cement concrete 1:2:4(3/4") in column shafts in first floor, using mixer and vibrator..Rate to include curing. (Reinforcement, shuttering and finishes paid separately) - Gr.20	m ³	27,856.00
CT42b	Cement concrete 1:2:4(3/4") in column shafts in second floor, using mixer and vibrator.Rate to include curing (Reinforcement, shuttering and finishes paid separately) - Gr.20	m ³	28,397.00
CT42c	Cement concrete 1:2:4(3/4") in column shafts in third floor, using mixer and vibrator.Rate to include curing (Reinforcement, shuttering and finishes paid separately) - Gr.20	m ³	28,938.00
CT42d	Cement concrete 1:2:4(3/4") in column shafts in fourth floor, using mixer and vibrator.Rate to include curing (Reinforcement, shuttering and finishes paid separately) - Gr.20	m ³	29,479.00
CT43	Lintel, cement concrete 1:2:4(3/4") (Gr. 20) 4 1/2" x 6" (Reinforcement paid separately). Rate including shuttering & curing	m	2,467.00
CT44	Lintel, cement concrete 1:2:4(3/4") (Gr.20) 9" x 6" (Reinforcement paid separately). Rate including shuttering &curing	m	2,936.00
CT45	Lintel, cement concrete 1:2:4(3/4") (Gr.20) 9" x 9" (Reinforcement paid separately). Rate including shuttering & curing	m	3,855.00
CT46	Cement concrete 1:2:4(3/4") in beams in ground floor , using mixer and vibrator. (Reinforcement, shuttering and finishes paid separately) Gr. 20 Incl. Curing	m ³	28,366.00
CT46a	Cement concrete 1:2:4(3/4") in beams in 1st floor, using mixer and vibrator. (Reinforcement, shuttering and finishes paid separately) Gr. 20 Incl. Curing	m ³	29,217.00
CT46b	Cement concrete 1:2:4(3/4") in beams in 2nd floor using mixer and vibrator. (Reinforcement, shuttering and finishes paid separately) Gr. 20 Incl. Curing	m ³	29,784.00
CT46c	Cement concrete 1:2:4(3/4") in beams in 3rd floor , using mixer and vibrator. (Reinforcement, shuttering and finishes paid separately) - Gr. 20 Incl. Curing	m ³	30,352.00
CT47	R.C.C. 1:2:4(3/4") in 4"thick slab in ground floor using mixer and vibrator. (Reinforcement and shuttering paid separately) Gr. 20 Incl. Curing	m ³	28,157.00
CT47a	R.C.C. 1:2:4(3/4") in 4" thick slab in first floor using mixer and vibrator. (Reinforcement and shuttering paid separately) Gr. 20 Incl. Curing	m ³	29,001.00

Code	Description	Unit	Rate (LKR)
CT47b	R.C.C. 1:2:4(3/4") in 4" thick slab in second floor using mixer and vibrator. (Reinforcement and shuttering paid separately) Gr. 20 Incl. Curing	m ³	29,564.00
CT47c	R.C.C. 1:2:4(3/4") in 4" thick slab in third floor using mixer and vibrator. (Reinforcement and shuttering paid separately) Gr. 20 Incl. Curing	m ³	30,128.00
CT48	R.C.C. 1:2:4(3/4") slab 4 1/2" in ground floor , using mixer and vibrator. (Reinforcement and shuttering paid separately) including curing	m ³	28,143.00
CT48a	R.C.C. 1:2:4(3/4") slab 4 1/2" in first floor ,using mixer and vibrator. (Reinforcement and shuttering paid separately) including curing	m ³	28,987.00
CT48b	R.C.C. 1:2:4(3/4") slab 4 1/2" in second floor third floor , using mixer and vibrator. (Reinforcement and shuttering paid separately) including curing	m ³	29,550.00
CT48c	R.C.C. 1:2:4(3/4") slab 4 1/2" in third floor ,using mixer and vibrator. (Reinforcement and shuttering paid separately) including curing	m ³	30,113.00
CT49	R.C.C. 1:2:4(3/4") in 5" thick slab in ground floor using mixer and vibrator. (Reinforcement and shuttering paid separately)	m ³	28,130.00
CT49a	R.C.C. 1:2:4(3/4") in 5" thick slab in first floor using mixer and vibrator. (Reinforcement and shuttering paid separately) including curing	m ³	28,973.00
CT49b	R.C.C. 1:2:4(3/4") in 5" thick slab in second floor using mixer and vibrator. (Reinforcement and shuttering paid separately) including curing	m ³	29,536.00
CT49c	R.C.C. 1:2:4(3/4") in 5" thick slab in third floor using mixer and vibrator. (Reinforcement and shuttering paid separately) including curing	m ³	30,099.00
CT50	Slabs over drains ,cement concrete 3"(75mm) thick 1:2 :4 (3/4) and 1/2" cement rendering 1:3.(Reinforcement paid separately) Rate including shuttering & Curing	m ²	5,959.00
CT51	Roof flat cement concrete 75 mm thick 1:2:4(20 mm) mix, With 10.0mm dia. Tor Steel rods at 150 mm c/c both ways. Rate to include for 15mm thick plywood formwork, side & soffit plastering with 1:3, 10.0 mm thick ct. mortar, , and plastering top of the slab, 3/4" thick in cement, sand 1:3 with Water proofing compound(10% by weight of cement) as super latex-302 or equivalent finished smooth with cement floating. Rate to including 1"x3/4" copping(wehikenda) underside of the slab.	m ²	15,617.00
CT52	Concrete work table with 1:2:4(3/4") con. mixture 3" thick R/F with 10mm dia: tore steel at 150mm c/c bothways including 15mm plywood formwork to achieve the smooth finish of the soffit.	m ²	7,631.00
CT53	Concreting valve chamber 9" x 9" x 9" (internally) with 1:2:4(3/4) ct. Con. Mixture 3" thick, plastered with 1:2, 1/2" thick ct. mortar , finished smooth with neat ct. floating.. Including 2" thick cover slab R/F with 6 mm dia. M.S. @ 4" c/c. both ways	nr	2,316.00
CT54	Cement Concrete 1 : 1 1/2 : 3 (3/4") (R/F and Shuttering paid separately) (GRADE 25)incl: mixer vibrater and curing	m ³	29,298.00
CT55	Cement concrete 1 : 1 1/2 : 3 (3/4") in column shafts in ground floor, using mixer and vibrator. (Reinforcement, shuttering and finishes paid separately). (GRADE 25).including curing	m ³	29,579.00
CT55a	Cement concrete 1 : 1 1/2 : 3 (3/4") in column shafts in first floor, using mixer and vibrator. (Reinforcement, shuttering and finishes paid separately). (GRADE 25)including curing	m ³	30,466.00
CT55b	Cement concrete 1 : 1 1/2 : 3 (3/4") in column shafts in second floor, using mixer and vibrator.(Reinforcement, shuttering and finishes paid for separately). (GRADE 25) including curing	m ³	31,058.00

Code	Description	Unit	Rate (LKR)
CT55c	Cement concrete 1 : 1 1/2 : 3 (3/4") in column shafts in third floor, using mixer and vibrator. (Reinforcement, shuttering and finishes paid separately). (GRADE 25)including curing	m ³	31,649.00
CT56	Cement concrete 1: 1 1/2: 3(3/4") in beams in ground floor, using mixer and vibrator. Incl. curing (Reinforcement, shuttering and finishes paid separately).(GRADE 25).	m ³	30,901.00
CT56a	Cement concrete 1: 1 1/2: 3(3/4") in beams in first floor , using mixer and vibrator. (Reinforcement, shuttering and finishes paid separately). (GRADE 25).including curing	m ³	31,828.00
CT56b	Cement concrete 1: 1 1/2: 3(3/4") in beams in second floor , using mixer and vibrator. (Reinforcement, shuttering and finishes paid separately).(GRADE 25).including curing	m ³	32,446.00
CT56c	Cement concrete 1: 1 1/2: 3(3/4") in beams in third floor , using mixer and vibrator. (Reinforcement, shuttering and finishes paid for separately). (GRADE 25).including curing	m ³	33,064.00
CT57	R.C.C. 1: 1 1/2: 3(3/4") in 4" thick slab in ground floor, using mixer and vibrator. (Reinforcement and shuttering paid separately). (GRADE 25).including curing	m ³	30,694.00
CT57a	R.C.C. 1: 1 1/2: 3(3/4") in 4" thick slab in first floor, using mixer and vibrator. (Reinforcement and shuttering paid separately). (GRADE 25).including curing	m ³	31,615.00
CT57b	R.C.C. 1: 1 1/2: 3(3/4") in 4" thick slab in second floor, using mixer and vibrator. (Reinforcement and shuttering paid separately). (GRADE 25).including curing	m ³	32,229.00
CT57c	R.C.C. 1: 1 1/2: 3(3/4") in 4" thick slab in third floor, using mixer and vibrator. (Reinforcement and shuttering paid separately). (GRADE 25).including curing	m ³	32,842.00
CT58	R.C.C. 1: 1 1/2: 3(3/4") slab 4 1/2 " thk. in ground floor , using mixer and vibrator incl. curing.(Reinforcement and shuttering paid separately). (GRADE 25).	m ³	30,677.00
CT58a	R.C.C. 1: 1 1/2: 3(3/4") slab 4 1/2" thk. in first floor , using mixer and vibrator.(Reinforcement and shuttering paid separately). (GRADE 25).including curing	m ³	31,597.00
CT58b	R.C.C. 1: 1 1/2: 3(3/4") slab 4 1/2" thk in second floor , using mixer and vibrator (Reinforcement and shuttering paid separately). (GRADE 25).including curing	m ³	32,210.00
CT58c	R.C.C. 1: 1 1/2: 3(3/4") slab 4 1/2" thk in third floor , using mixer and vibrator incl. curing(Reinforcement and shuttering paid separately).(GRADE 25).including curing	m ³	32,824.00
CT59	R.C.C. 1: 1 1/2: 3(3/4") in 5" thick slab in ground floor, using mixer and vibrator. Incl. curing (Reinforcement and shuttering paid separately).(GRADE 25).	m ³	30,659.00
CT59a	R.C.C. 1: 1 1/2: 3(3/4") in 5" thick slab in first floor, using mixer and vibrator. Incl. curing (Reinforcement and shuttering paid separately).(GRADE 25).	m ³	31,579.00
CT59b	R.C.C. 1: 1 1/2: 3(3/4") in 5" thick slab in second floor, using mixer and vibrator. Incl. curing (Reinforcement and shuttering paid separately).(GRADE 25).	m ³	32,192.00

Code	Description	Unit	Rate (LKR)
CT59c	R.C.C. 1: 1 1/2: 3(3/4") in 5" thick slab in third floor, using mixer and vibrator. Incl. curing (Reinforcement and shuttering paid separately).(GRADE 25).	m ³	32,806.00
	<u>Ready Mix Concrete</u>		
CTR01	Supplying ready mixed concrete to site grade 15 up to 30 m3 (within 15 km from plant)	m ³	36,900.00
CTR02	Supplying and placing ready mixed concrete grade 20 (1 : 2 : 4 - 3/4 ") in floor slab. Above 30 m3(within 15 km from plant). Rate to include Pumpcar, Vibrator & curing after pouring(use river sand only)	m ³	43,421.00
CTR03	Supplying and placing ready mixed concrete grade 20 (1 : 2 : 4 - 3/4 ") in floor slab. Up to 30 m3 (within 15km from plant).Rate to include Pumpcar, Vibrator & curing after pouring(use river sand only)	m ³	44,789.00
CTR04	Supplying ready mixed concrete to site grade 20 up to 30 m3 (within 15 kM from plant)	m ³	39,240.00
CTR05	Supplying and placing ready mixed concrete grade 25 in floor slab. Above 30 m3 (within 15 km from plant).Rate to include Pumpcar, Vibrator & curing after pouring(use river sand only)	m ³	46,492.00
CTR06	Supplying and placing ready mixed concrete grade 25 in floor slab. Up to 30 m3 (within 15 km from plant).Rate to include Pumpcar, Vibrator & curing after pouring(use river sand only)	m ³	47,943.00
CTR07	Supplying ready mixed concrete to site grade 25 up to 30 m3 (within 15 kM from plant)	m ³	42,300.00
CTR08	Supplying and placing ready mixed concrete grade 30 (1 : 1 : 2 - 3/4 ") in floor slab. Above 30 m3(within 15 km from plant). Rate to include Pumpcar, Vibrator & curing after pouring(use river sand only)	m ³	48,777.00
CTR09	Supplying & placing ready mixed concrete grade 30 (1:1:2 (3/4") in floor slab. Up to 30 m3 (within 15km from plant).Rate to include Pumpcar, Vibrator & curing after pouring(use river sand only)	m ³	50,246.00
CTR10	Supplying ready mixed concrete to site grade 30 up to 30m3 (within 15 kM from plant)	m ³	44,520.00

**Rates for Construction & Repair Works
2025 Rates, Matara, Southern Province
Form Work**

Code	Description	Unit	Rate (LKR)
FW01	Shuttering for plum concrete by using 15mm thick plywood sheets. Flywood board should be fixed to timber frame with 4"x2" timber vertically at 600mm c/c and 50x50mm timber horizontally at 600mm c/c.Prepared shuttering board should be fixed to required measurements by using 8nr G.I. pipes,(2nr pipes at bottom,2nr pipes on top for both sides) 10nr Acro jacks,10mm dia: thread bars,1" P cone and form ties at 1200mm c/c horizontally (minium 2 layers for a board).(Rate to include 100mm high 3mm thick sponge layer stick on one side to concrete wall at every lapping face, 1/2" dia: conduit for covering thread bars,mould oil,and dismantling same when required.) (2/16'-0"x9'-6"=304.00 ft2)(As per detail Drawing No SPES/Rate 23/Fw-01)Assure smooth surface finish used plywood sheet	m ²	1,197.00
FW02	Form work for plinth beam by using 15mm thick plywood sheets.Flywood board should be fixed to timber frame with 2"x2"timber vertically at 600mm c/c and 50x50mm timber horizontally at top and bottom.Prepared shuttering board should be fixing to required measurements by using wooden props.(2/16'-0"x1'-6"=48.00ft2)(As per detail Drawing No SPES/Rate 23/Fw-02)	m ²	1,761.00
FW03	Formwork for RCC retaining wall by using 15mm thick flywood sheets. Flywood board should be fixed to timber frame with 4"x2"timber vertically at 600mm c/c and 50x50mm timber horizontally at 600mm c/c..Prepared shuttering board should be fixed to required measurements by using 8nr G.I. pipes,(2nr pipes at bottom,2nr pipes on top for both sides) 10nr Acro jacks,10mm dia: thread bars,1" P cone and form ties at 1200mm c/c horizontally (minium 2 layers for a board). (Rate to include 100mm high 3mm thick sponge layer stick on one side to concrete wall at every lapping face, 1/2" dia: conduit for covering thread bars,mould oil,and dismantling same when required.) (2/16'-0"x4'-0"=128.00 ft2)(As per detail Drawing No SPES/Rate 23/Fw-03)	m ²	1,645.00
FW04	Sawn timber (class II) formwork for sides of foundation footings.	m ²	1,850.00
	<u>Column-Class II Timber</u>		
FW05	Shuttering for column shaft 225 x225mm including Class (II) 25mm thick timber planks and 50x50mm class 11 timber joists . Rate to include necessary props,12mm dia: thread bar,washers,nuts & dismantling same when required - (As per detail Drawing No SPES/Rate 23/Fw-05)G: floor	m ²	5,535.00
FW05a	Shuttering for column shaft 225 x225mm including Class (II) 25mm thick timber planks and 50x50mm class 11 timber joists. Rate to include necessary props,12mm dia: thread bar,washers,nuts and dismantling same when required--(As per detail Drawing No SPES/Rate 23/Fw-05)1st floor	m ²	5,646.00
FW05b	Shuttering for column shaft 225 x225mm including Class (II) 25mm thick timber planks and 50x50mm class 11 timber joists . Rate to include necessary props,12mm dia: thread bar,washers,nuts and dismantling same when required-(As per detail Drawing No SPES/Rate 23/Fw-05)2nd floor	m ²	5,701.00

Code	Description	Unit	Rate (LKR)
FW05c	Shuttering for column shaft 225 x225mm including Class (II) 25mm thick timber planks and 50x50mm class 11 timber joists . Rate to include necessary props,12mm dia: thread bar,washers,nuts and dismantling same when required-(As per detail Drawing No SPES/Rate 23/Fw-05)3rd floor	m ²	5,756.00
	<u>Column -Plywood Sheets</u>		
FW06	Shuttering for column shaft 225 x225mm including 15mm thick plywood sheet,50x50mm timber,12mm dia: thread bar,washers,nuts,acro jacks and dismantling same when required. Rate to include 100mm high 3mm thick sponge layer stick on around concrete column at every lapping face),(As per detail Drawing No SPES/Rate 23/Fw-06)Ground floor	m ²	6,046.00
FW06a	Shuttering for column shaft 225 x225mm including 15mm thick plywood sheet,50x50mm timber,12mm dia: thread bar,washers,nuts and dismantling same when required.Rate to include 100mm high 3mm thick sponge layer stick on around concrete column at every lapping face)(As per detail Drawing No SPES/Rate 23/Fw-06) -First floor	m ²	6,167.00
FW06b	Shuttering for column shaft 225 x225mm including 15mm thick plywood sheet,50x50mm timber,12mm dia: thread bar,washers,nuts and dismantling same when required.Rate to include 100mm high 3mm thick sponge layer stick on around concrete column at every lapping face)(As per detail Drawing No SPES/Rate 23/Fw-06) -Second floor	m ²	6,228.00
FW06c	Shuttering for column shaft 225 x225mm including 15mm thick plywood sheet,50x50mm timber,12mm dia: thread bar,washers,nuts and dismantling same when required.Rate to include 100mm high 3mm thick sponge layer stick on around concrete column at every lapping face) (As per detail Drawing No SPES/Rate 23/Fw-06)-Third floor	m ²	6,288.00
FW07	Shuttering for column shaft 300 x225mm including 15mm thick plywood sheet,50x50mm timber,12mm dia: thread bar,washers,nuts,acro jacks and dismantling same when required -Rate to include 100mm high 3mm thick sponge layer stick on around concrete column at every lapping face)(As per detail Drawing No SPES/Rate 23/Fw-06)Ground floor	m ²	5,239.00
FW07a	Shuttering for column shaft 300 x225mm including 15mm thick plywood sheet,50x50mm timber,12mm dia: thread bar,washers,nuts and dismantling same when required.Rate to include 100mm high 3mm thick sponge layer stick on aroundconcrete column at every lapping face) (As per detail Drawing No SPES/Rate 23/Fw-06)-First floor	m ²	5,344.00
FW07b	Shuttering for column shaft 300 x225mm including 15mm thick plywood sheet,50x50mm timber,12mm dia: thread bar,washers,nuts and dismantling same when required.Rate to include 100mm high 3mm thick sponge layer stick on around concrete column at every lapping face) (As per detail Drawing No SPES/Rate 23/Fw-06)-Second floor	m ²	5,397.00
FW07c	Shuttering for column shaft 300 x225mm including 15mm thick plywood sheet,50x50mm timber,12mm dia: .thread bar,washers,nuts and dismantling same when required.Rate to include 100mm high 3mm thick sponge layer stick on around concrete column at every lapping face) (As per detail Drawing No SPES/Rate 23/Fw-06)-Third floor	m ²	5,449.00
FW08	Shuttering for column shaft 300 x300mm including 15mm thick plywood sheet,50x50mm timber,12mm dia: thread bar,washers,nuts,acro jacks and dismantling same when required -Rate to include 100mm high 3mm thick sponge layer stick on around concrete column at every lapping face)(As per detail Drawing No SPES/Rate 23/Fw-06)Ground floor	m ²	4,643.00

Code	Description	Unit	Rate (LKR)
FW08a	Shuttering for column shaft 300 x300mm including 15mm thick plywood sheet,50x50mm timber,12mm dia: thread bar,washers,nuts and dismantling same when required.Rate to include 100mm high 3mm thick sponge layer stick on around concrete column at every lapping face) -(As per detail Drawing No SPES/Rate 23/Fw-06)First floor	m ²	4,736.00
FW08b	Shuttering for column shaft 300 x300mm including 15mm thick plywood sheet,50x50mm timber,12mm dia: thread bar,washers,nuts and dismantling same when required.Rate to include 100mm high 3mm thick sponge layer stick on around concrete column at every lapping face) (As per detail Drawing No SPES/Rate 23/Fw-06)-Second floor	m ²	4,782.00
FW08c	Shuttering for column shaft 300 x300mm including 15mm thick plywood sheet,50x50mm timber,12mm dia: thread bar,washers,nuts and dismantling same when required.Rate to include 100mm high 3mm thick sponge layer stick on around concrete column at every lapping face) (As per detail Drawing No SPES/Rate 23/Fw-06)-Third floor	m ²	4,828.00
	<u>Steel column shutters</u>		
FW09	Shuttering for column shaft 225x225mm including 2mm iron plate and 25mm x 25mm x3mm angle iron welded to bended plate horizontally at 300mm c/c. Rate to include U clips,acro jacks.and dismantling same when required (Rate to include 100mm high 3mm thick sponge layer stick on around concrete column at every lapping face) -(As per detail Drawing No SPES/Rate 23/Fw-09)Ground floor	m ²	2,143.00
FW09a	Shuttering for column shaft 225 x225mm including 2mm iron plate and 25mm x 25mmx3mm angle iron welded to bended plate horizontally at 300mm c/c. Rate to include U clips,acro jacks.and dismantling same when required(Rate to include 100mm high 3mm thick sponge layer stick on around concrete column at every lapping face)(As per detail Drawing No SPES/Rate 23/Fw-09)-First floor	m ²	2,186.00
FW09b	Shuttering for column shaft 225mm x225mm including 2mm iron plate and 25mm x 25mmx3mm angle iron welded to bended plate horizontally at 300mm c/c. Rate to include U clips,acro jacks.and dismantling same when required(Rate to include 100mm high 3mm thick sponge layer stick on around concrete column at every lapping face)(As per detail Drawing No SPES/Rate 23/Fw-09)-Second floor	m ²	2,207.00
FW09c	Shuttering for column shaft 225 x225mm including 2mm iron plate and 25mm x 25mmx3mm angle iron welded to bended plate horizontally at 300mm c/c. Rate to include U clips,acro jacks.and dismantling same when required(Rate to include 100mm high 3mm thick sponge layer stick on around concrete column at every lapping face)(As per detail Drawing No SPES/Rate 23/Fw-09)-Third floor	m ²	2,229.00
FW10	Shuttering for column shaft 300 x225mm including 2mm iron plate and 25mm x 25mmx3mm angle iron welded to bended plate horizontally at 300mm c/c. Rate to include U clips,acro jacks.and dismantling same when required(Rate to include 100mm high 3mm thick sponge layer stick on around concrete column at every lapping face)(As per detail Drawing No SPES/Rate 23/Fw-09) -Ground floor	m ²	1,828.00
FW10a	Shuttering for column shaft 300 x225mm including 2mm iron plate and 25mm x 25mmx3mm angle iron welded to bended plate horizontally at 300mm c/c. Rate to include U clips,acro jacks.and dismantling same when required(Rate to include 100mm high 3mm thick sponge layer stick on around concrete column at every lapping face)(As per detail Drawing No SPES/Rate 23/Fw-09)-First floor	m ²	1,865.00

Code	Description	Unit	Rate (LKR)
FW10b	Shuttering for column shaft 300mm x225mm including 2mm iron plate and 25mm x 25mmx3mm angle iron welded to bended plate horizontally at 300mm c/c. Rate to include U clips,acro jacks.and dismantling same when required(Rate to include 100mm high 3mm thick sponge layer stick on around concrete column at every lapping face)(As per detail Drawing No SPES/Rate 23/Fw-09)-Second floor	m ²	1,883.00
FW10c	Shuttering for column shaft 300 x225mm including 2mm iron plate and 25mm x 25mmx3mm angle iron welded to bended plate horizontally at 300mm c/c. Rate to include U clips,acro jacks.and dismantling same when required(Rate to include 100mm high 3mm thick sponge layer stick on around concrete column at every lapping face)(As per detail Drawing No SPES/Rate 23/Fw-09)-Third floor	m ²	1,902.00
FW11	Shuttering for column shaft 300 x300mm including 2mm iron plate and 25mm x 25mmx3mm angle iron welded to bended plate horizontally at 300mm c/c. Rate to include U clips,acro jacks.and dismantling same when required(Rate to include 100mm high 3mm thick sponge layer stick on around concrete column at every lapping face)(As per detail Drawing No SPES/Rate 23/Fw-09) -Ground floor	m ²	1,648.00
FW11a	Shuttering for column shaft 300 x300mm including 2mm iron plate and 25mm x 25mmx3mm angle iron welded to bended plate horizontally at 300mm c/c. Rate to include U clips,acro jacks.and dismantling same when required(Rate to include 100mm high 3mm thick sponge layer stick on around concrete column at every lapping face)(As per detail Drawing No SPES/Rate 23/Fw-09)-First floor	m ²	1,681.00
FW11b	Shuttering for column shaft 300mm x300mm including 2mm iron plate and 25mm x 25mmx3mm angle iron welded to bended plate horizontally at 300mm c/c. Rate to include U clips,acro jacks.and dismantling same when required(Rate to include 100mm high 3mm thick sponge layer stick on around concrete column at every lapping face)(As per detail Drawing No SPES/Rate 23/Fw-09)-Second floor	m ²	1,697.00
FW11c	Shuttering for column shaft 300 x300mm including 2mm iron plate and 25mm x 25mmx3mm angle iron welded to bended plate horizontally at 300mm c/c. Rate to include U clips,acro jacks.and dismantling same when required(Rate to include 100mm high 3mm thick sponge layer stick on around concrete column at every lapping face)(As per detail Drawing No SPES/Rate 23/Fw-09)-Third floor	m ²	1,714.00
	<u>Shuttering for floor slabs</u>		
	<u>Timber shuttering</u>		
FW12	Shuttering for floor slab concrete including 15 mm plywood sheets, 4" x 2" Class (II) timber joists and necessary props. up to 12'-00" height. (Rate to include dismantling same when required). Ground floor	m ²	3,483.00
FW12a	Shuttering for floor slab concrete including 15 mm plywood sheets, 4" x 2" Class (II) timber joists and necessary props. up to 12'-0" height. (Rate to include for dismantling same when required) 1st floor	m ²	3,552.00
FW12b	Shuttering for floor slab concrete including 15 mm plywood sheets, 4" x 2" Class (II) timber joists and necessary props. up to 12 ft height. (Rate to include for dismantling same when required). 2nd floor	m ²	3,587.00
FW12c	Shuttering for floor slab concrete including 15 mm plywood sheets, 4" x 2" Class (II) timber joists and necessary props. up to 12ft height. (Rate to include for dismantling same when required). 3rd floor	m ²	3,622.00

Code	Description	Unit	Rate (LKR)
FW13	Shuttering for floor slab side boards by using 1" (25mm) thick class 11 timber planks and 50x25mm timber reepers as joist at 1200mm c/c.(Rate to include for dismantling same when required) Ground floor	m ²	3,125.00
FW13a	Shuttering for floor slab side boards by using 1" (25mm) thick class 11 timber planks and 50x25mm timber reepers as joist at 1200mm c/c.(Rate to include for dismantling same when required) 1st floor	m ²	3,188.00
FW13b	Shuttering for floor slab side boards by using 1" (25mm) thick class 11 timber planks and 50x25mm timber reepers as joist at 1200mm c/c.(Rate to include for dismantling same when required) 2nd floor	m ²	3,219.00
FW13c	Shuttering for floor slab side boards by using 1" (25mm) thick class 11 timber planks and 50x25mm timber reepers as joist at 1200mm c/c.(Rate to include for dismantling same when required) 3rd floor	m ²	3,250.00
FW14	Steel shuttering for floor slab concrete including 2mm iron plates laid on 50Ø G.I. pipe (heavy quality) at 300mm c/c on 4"x2" class 11 timber joist at 600mm c/c.Laying 2"x2" class 11 timber bearer under iron plate joints parallel to G.I. pipe.Rate to include 5nr acro jack for each 4"x2" timber joist, applying mould oil and dismantling same when required.(As per detail Drawing No SPES/Rate 23/Fw-14)Ground floor	m ²	1,591.00
FW14a	Steel shuttering for floor slab concrete including 2mm iron plates laid on 50Ø G.I. pipe (heavy quality) at 300mm c/c on 4"x2" class 11 timber joist at 600mm c/c.Laying 2"x2" class 11 timber bearer under iron plate joints pareral to G.I. pipe.Rate to include 5nr acro jack for each 4"x2" timber joist, applying mould oil and dismantling same when required.(As per detail Drawing No SPES/Rate 23/Fw-14)First floor	m ²	1,622.00
FW14b	Steel shuttering for floor slab concrete including 2mm iron plates laid on 50Ø G.I. pipe (heavy quality) at 300mm c/c on 4"x2" class 11 timber joist at 600mm c/c.Laying 2"x2" class 11 timber bearer under iron plate joints pareral to G.I. pipe.Rate to include 5nr acro jack for each 4"x2" timber joist, applying mould oil and dismantling same when required.(As per detail Drawing No SPES/Rate 23/Fw-14)2nd floor	m ²	1,638.00
FW14c	Steel shuttering for floor slab concrete including 2mm iron plates laid on 50Ø G.I. pipe (heavy quality) at 300mm c/c on 4"x2" class 11 timber joist at 600mm c/c.Laying 2"x2" class 11 timber bearer under iron plate joints pareral to G.I. pipe.Rate to include 5nr acro jack for each 4"x2" timber joist, applying mould oil and dismantling same when required.(As per detail Drawing No SPES/Rate 23/Fw-14)3rd floor	m ²	1,654.00
FW15	Shuttering for 4 1/2"x6 "concrete lintel including Class (II) timber planks and joists necessary props. (Rate to include dismantling same when required).	m ²	2,233.00
FW16	Shuttering for 9" x 6 "concrete lintel including Class (II) timber planks and joists necessary props.	m ²	2,573.00
FW17	Shuttering for 4 1/2"x 3"concrete coping using Class (II) timber planks (Rate to include dismantling same when required).for both sides	m	507.00
FW18	Shuttering for 0'-4 1/2"x0'-9"concrete stiffener including Class (II) timber planks and joists necessary props. (Rate to include dismantling same when required).	m ²	2,374.00
FW19	Shuttering for beam sides & soffit in 15 mm thk plywood sheets ,Class (II) timber, joists and necessary props 450mm c/c etc. (Rate to include dismantling same when required) ground floor	m ²	4,157.00

Code	Description	Unit	Rate (LKR)
FW19a	Shuttering for beam sides & soffit in 15 mm thk plywood sheets Class (II) timber, joists and necessary props etc. (Rate to include for dismantling same when required) 1st floor	m ²	4,241.00
FW19b	Shuttering for beam sides & soffit in 15 mm thk plywood sheets Class (II) timber, joists and necessary props etc. (Rate to include for dismantling same when required) 2nd floor	m ²	4,282.00
FW19c	Shuttering for beam sides & soffit in 15 mm thk plywood sheets Class (II) timber, joists and necessary props etc. (Rate to include for dismantling same when required) 3rd floor	m ²	4,324.00
FW20	Shuttering for beam sides & soffit in 15 mm thk plywood sheets. Plywood sheet should be fixed to timber frame with 2" x 2" timber Class (II) horizontally at top, bottom and vertically at 600mm c/c. Prepared shuttering boards shall be fixed to beam inner width by using 4nr G.I. pipes (2nr pipes for both sides) 2"x 2" Class (II) timber joists, necessary acro jacks at 600mm c/c, 10mm dia: thread bars, 1" P cone & form ties at 1200mm c/c etc. (Rate to include dismantling same when required) ground floor	m ²	3,160.00
FW20a	Shuttering for beam sides & soffit in 15 mm thk plywood sheets. Flywood sheet should be fixed to timber frame with 2" x 2" timber Class (II) horizontally at top, bottom and vertically at 600mm c/c. Prepared shuttering boards shall be fixed to beam inner width by using 4nr G.I. pipes (2nr pipes for both sides) 2"x 2" Class (II) timber joists, necessary acro jacks at 600mm c/c, 10mm dia: thread bars, 1" P cone & form ties at 1200mm c/c etc. (Rate to include dismantling same when required) 1st floor	m ²	3,222.00
FW20b	Shuttering for beam sides & soffit in 15 mm thk plywood sheets. Flywood sheet should be fixed to timber frame with 2" x 2" timber Class (II) horizontally at top, bottom and vertically at 600mm c/c. Prepared shuttering boards shall be fixed to beam inner width by using 4nr G.I. pipes (2nr pipes for both sides) 2"x 2" Class (II) timber joists, necessary acro jacks at 600mm c/c, 10mm dia: thread bars, 1" P cone & form ties at 1200mm c/c etc. (Rate to include dismantling same when required) 2nd floor	m ²	3,254.00
FW20c	Shuttering for beam sides & soffit in 15 mm thk plywood sheets. Flywood sheet should be fixed to timber frame with 2" x 2" timber Class (II) horizontally at top, bottom and vertically at 600mm c/c. Prepared shuttering boards shall be fixed to beam inner width by using 4nr G.I. pipes (2nr pipes for both sides) 2"x 2" Class (II) timber joists, necessary acro jacks at 600mm c/c, 10mm dia: thread bars, 1" P cone & form ties at 1200mm c/c etc. (Rate to include dismantling same when required) 3rd floor	m ²	3,286.00

**Rates for Construction & Repair Works
2025 Rates, Matara, Southern Province
Steel Rates**

Code	Description	Unit	Rate (LKR)
	Tor Steel		
RF01	Tor steel Up to DPC	Kg	435.00
RF02	Tor steel Ground floor	Kg	476.00
RF03	Tor steel 1 st floor	Kg	488.00
RF04	Tor steel 2 nd floor	Kg	500.00
RF05	Tor steel 3 rd floor	Kg	512.00
	Mild Steel		
RF06	Mild steel Up to DPC	Kg	435.00
RF07	Mild steel Ground floor	Kg	476.00
RF08	Mild steel 1 st floor	Kg	488.00
RF09	Mild steel 2 nd floor	Kg	500.00
RF10	Mild steel 3 rd floor	Kg	512.00
	6mm Steel		
RF11	6mm Steel Up to DPC	Kg	381.00
RF12	6mm Steel Ground floor	Kg	406.00
RF13	6mm Steel 1 st floor	Kg	416.00
RF14	6mm Steel 2 nd floor	Kg	426.00
RF15	6mm Steel 3 rd floor	Kg	436.00

Rates for Construction & Repair Works
2025 Rates, Matara, Southern Province
R R Masonry

Code	Description	Unit	Rate (LKR)
RR01	Random Rubble Masonry in 1:5 cement mortar in structure (6" - 9" rubble)	m ³	28,014.00
RR02	Random Rubble Masonry in cement mortar 1:5 in substructure (6" - 9" rubble)	m ³	25,485.00

**Rates for Construction & Repair Works
2025 Rates, Matara, Southern Province
Cement Block Work**

Code	Description	Unit	Rate (LKR)
	Rates for Cement Block Work shall include for extra material for curved work, rough and fair cutting. Forming enough and fair grooves, throats mortises, chases, rebates, holes stops miters, raking out joints to form key, labour in eaves filling labour in return ends and angles and centering (Not for load Bearing wall)	Note	
CB01	16"x4"x8" Cement Block Work in 100 mm 1:5 cement mortar (up to first floor level) (Not for load Bearing wall) compressive strength should be 1.2 N/mm ²	m ²	2,701.00
CB01a	16"x4"x8" Cement Block Work in 100 mm 1:5 cement mortar (Not for load Bearing wall) in First floor level. Compressive strength should be 1.2 N/mm ²	m ²	2,782.00
CB01b	16"x4"x8" Cement Block Work in 100 mm 1:5 cement mortar (Not for load Bearing wall) in Second floor level. Compressive strength should be 1.2 N/mm ²	m ²	2,836.00
CB01c	16"x4"x8" Cement Block Work in 100 mm 1:5 cement mortar (Not for load Bearing wall) in third floor level.compressive strength should be 1.2 N/mm ²	m ²	2,890.00

Rates for Construction & Repair Works

2025 Rates, Matara, Southern Province

Pavior

Code	Description	Unit	Rate (LKR)
PA01	Floors, brick paved,75 mm thick in 2:5 lime & sand motor. cement rendering floor 12.5mm thick in 1:3 cemend and sand mix and finish smooth with neat cement floating.	m ²	4,410.00
PA02	Floors, brick paved,75 mm thick set in 2:5 lime & sand motor. cement rendering floor 12.5mm thick in 1:3 cemend and sand mix and finish smooth with neat cement floating. including sorting out and cleaning available bricks.	m ²	3,568.00
PA03	Floors, cement concrete 1:2 1/2: 5 (25 mm Metal) 75 mm thick, cement rendered 12.5 mm 1:3 with expansion joints filled with cement and sand	m ²	3,759.00
PA04	Floors, cement concrete 1:2 1/2: 5 (25 mm Metal)75 mm thick, colour cement(holland brand red) rendered 12.5 mm thick in cement and sand 1:3 with expansion joints filled with cement and sand	m ²	4,111.00
PA05	Floor tile supplying and laying. 300 x 300 mm approved quality & colour, including raking plaster bedding in cement mortar 1:3 and pointed with tile grout to match the tiles.(Use Lanka tiles)	m ²	Not in Market
PA05a	Floor tile supplying and laying. 300 x 300 mm approved quality & colour including raking plaster bedding in cement mortar 1:3 and pointed with tile grout to match the tiles.(Use Lanka tiles) in 1st floor	m ²	Not in Market
PA05b	Floor tile supplying and laying. 300 x 300 mm approved quality & colour including raking plaster bedding in cement mortar 1:3 and pointed with tile grout to match the tiles.(Use Lanka tiles) in 2nd floor	m ²	Not in Market
PA05c	Floor tile supplying and laying. 300 x 300 mm approved quality & colour including raking plaster bedding in cement mortar 1:3 and pointed with tile grout to match the tiles.(Use Lanka tiles) in 3rd floor	m ²	Not in Market
PA06	Tile skirting 100 mm high with all specials supplying and fixing to walls including raking plaster and bedding in 1:3 cement mortar and pointed with tile grout.(Use Lanka 300 x 300 mm tiles-colour)	m	Not in Market
PA06a	Tile skirting 100 mm high with all specials supplying and fixing to walls including raking plaster and bedding in 1:3 cement mortar and pointed with tile grout.(Use Lanka 300 x 300 mm tiles-colour) 1st floor	m	Not in Market
PA06b	Tile skirting 100 mm high with all specials supplying and fixing to walls including raking plaster and bedding in 1:3 cement mortar and pointed with tile grout.(Use Lanka 300 x 300 mm tiles-colour) 2nd floor	m	Not in Market
PA06c	Tile skirting 100 mm high with all specials supplying and fixing to walls including raking plaster and bedding in 1:3 cement mortar and pointed with tile grout.(Use Lanka 300 x 300 mm tiles-colour) 3rd floor	m	Not in Market
PA07	300 x 600 mm Ceramic floor tiles(colour) with all specials supplying and fixing to floors including raking plaster 1:3 and bedding in Tile motar pointed with tile grout.(Use lanka tiles) as per the engineer's instruction.	m ²	8,056.00
PA07a	300 x 600 mm Ceramic floor tiles(colour) with all specials supplying and fixing to floors including raking plaster 1:3 and bedding in Tile motar pointed with tile grout.(Use lanka tiles) as per the engineer's instruction. 1st floor	m ²	8,217.00

Code	Description	Unit	Rate (LKR)
PA07b	300 x 600 mm Ceramic floor tiles(colour) with all specials supplying and fixing to floors including raking plaster 1:3 and bedding in Tile motar pointed with tile grout.(Use lanka tiles) as per the engineer's instruction. 2nd floor	m ²	8,378.00
PA07c	300 x 600 mm Ceramic floor tiles(colour) with all specials supplying and fixing to floors including raking plaster 1:3 and bedding in Tile motar pointed with tile grout.(Use lanka tiles) as per the engineer's instruction. 3rd floor	m ²	8,539.00
PA08	400 x 400 mm Ceramic tiles with all specials supplying and fixing to floors including raking plaster and bedding in 1:3 cement mortar & pointed with tile grout.(Use Lanka tiles)as per the engineer's instruction.	m ²	Not in Market
PA08a	400 x 400 mm Ceramic tiles with all specials supplying and fixing to floors including raking plaster and bedding in 1:3 cement mortar & pointed with tile grout.(Use Lanka tiles)as per the engineer's instruction. 1st floor	m ²	Not in Market
PA08b	400 x 400 mm Ceramic tiles with all specials supplying and fixing to floors including raking plaster and bedding in 1:3 cement mortar & pointed with tile grout.(Use Lanka tiles)as per the engineer's instruction. 2nd floor	m ²	Not in Market
PA08c	400 x 400 mm Ceramic tiles with all specials supplying and fixing to floors including raking plaster and bedding in 1:3 cement mortar & pointed with tile grout.(Use Lanka tiles)as per the engineer's instruction. 3rd floor	m ²	Not in Market
PA09	Tile skirting 100 mm high all specials supplying and fixing to walls including raking plaster and bedding in cement mortar 1:3 & pointed with tile grout.(Use Lanka 400 x 400 mm tiles)as per the engineer's instruction.	m	Not in Market
PA09a	Tile skirting 100 mm high all specials supplying and fixing to walls including raking plaster and bedding in cement mortar 1:3 & pointed with tile grout.(Use Lanka 400 x 400 mm tiles)as per the engineer's instruction. 1st floor	m	Not in Market
PA09b	Tile skirting 100 mm high all specials supplying and fixing to walls including raking plaster and bedding in cement mortar 1:3 & pointed with tile grout.(Use Lanka 400 x 400 mm tiles)as per the engineer's instruction.2nd floor	m	Not in Market
PA09c	Tile skirting 100 mm high all specials supplying and fixing to walls including raking plaster and bedding in cement mortar 1:3 & pointed with tile grout.(Use Lanka 400 x 400 mm tiles)as per the engineer's instruction. 3rd floor	m	Not in Market
PA10	600 x 600 mm Ceramic tiles with all specials supplying and fixing to floors including raking plaster 1:3 and bedding in Tile Motar(Swistec/ tokyo super) & pointed with tile grout. (Lanka tiles Gloss finish, Prime cost Rs.1,600)as per the engineer's instruction.	m ²	8,397.00
PA10a	600 x 600 mm Ceramic tiles with all specials supplying and fixing to floors including raking plaster 1:3 and bedding in Tile Motar(Swistec/ tokyo super) & pointed with tile grout. (Lanka tiles Gloss finish, Prime cost Rs. 1,600)as per the engineer's instruction. (super plus tile motor)1st floor	m ²	8,565.00
PA10b	600 x 600 mm Ceramic tiles with all specials supplying and fixing to floors including raking plaster 1:3 and bedding in Tile Motar(Swistec/ tokyo super) & pointed with tile grout. (Lanka tiles Gloss finish, Prime cost Rs. 1,600)as per the engineer's instruction.(super plus tile motor) 2nd floor	m ²	8,733.00

Code	Description	Unit	Rate (LKR)
PA10c	600 x 600 mm Ceramic tiles with all specials supplying and fixing to floors including raking plaster 1:3 and bedding in Tile Motar(Swistec/ tokyo super) & pointed with tile grout. (Use Lanka tiles Gloss finish, Prime cost Rs. 1,600)as per the engineer's instruction. (super plus tile motor)3rd floor	m ²	8,901.00
PA11	600 x 600 mm Ceramic tiles with all specials supplying and fixing to floors including raking plaster 1:3 and bedding in Tile Motar(Swistec/ tokyo super) & pointed with tile grout. (Lanka tiles Mat finish, Prime cost Rs. 1,700)as per the engineer's instruction.	m ²	8,746.00
PA11a	600 x 600 mm Ceramic tiles with all specials supplying and fixing to floors including raking plaster 1:3 and bedding in Tile Motar(Swistec/ tokyo super) & pointed with tile grout. (Lanka tiles Mat finish, Prime cost Rs. 1,700 as per the engineer's instruction. 1st floor	m ²	8,921.00
PA11b	600 x 600 mm Ceramic tiles with all specials supplying and fixing to floors including raking plaster 1:3 and bedding in Tile Motar(Swistec/ tokyo super) & pointed with tile grout. (Lanka tiles Mat finish, Prime cost Rs. 1,700)as per the engineer's instruction. 2nd floor	m ²	9,095.00
PA11c	600 x 600 mm Ceramic tiles with all specials supplying and fixing to floors including raking plaster 1:3 and bedding in Tile Motar(Swistec/ tokyo super) & pointed with tile grout. (Lanka tiles Mat finish, Prime cost Rs. 1,700)as per the engineer's instruction. 3rd floor	m ²	9,270.00
PA12	Tile skirting 100 mm high and all specials supplying and fixing to walls including raking plaster and bedding in tile mortar 1:3 & pointed with tile grout.(Lanka 600 x 600 mm Gloss finish tiles - Prime Cost Rs. 1,600)as per the engineer's instruction.(swistec)	m	1,166.00
PA12a	Tile skirting 100 mm high and all specials supplying and fixing to walls including raking plaster and bedding in tile mortar 1:3 & pointed with tile grout. (Lanka 600 x 600 mm Gloss finish tiles - Prime Cost Rs. 1,600)as per the engineer's instruction. (swistec)1st floor	m	1,190.00
PA12b	Tile skirting 100 mm high and all specials supplying and fixing to walls including raking plaster and bedding in tile mortar 1:3 & pointed with tile grout.(Use Lanka 600 x 600 mm Gloss finish tiles - Prime Cost Rs. 1,600)as per the engineer's instruction. (swistec)2nd floor	m	1,213.00
PA12c	Tile skirting 100 mm high and all specials supplying and fixing to walls including raking plaster and bedding in tile mortar 1:3 & pointed with tile grout. (Use Lanka 600 x 600 mm Gloss finish tiles - Prime Cost Rs. 1,600) as per the engineer's instruction.(swistec) 3rd floor	m	1,236.00
PA13	Tile skirting 100 mm high and all specials supplying and fixing to walls including raking plaster and bedding in tile mortar 1:3 & pointed with tile grout.(Use Lanka 600 x 600 mm Mat finish tiles - Prime Cost Rs. 1700)as per the engineer's instruction.	m	1,204.00
PA13a	Tile skirting 100 mm high and all specials supplying and fixing to walls including raking plaster and bedding in tile mortar 1:3 & pointed with tile grout.(Use Lanka 600 x 600 mm Mat finish tiles - Prime Cost Rs. 1700)as per the engineer's instruction. 1st floor	m	1,228.00
PA13b	Tile skirting 100 mm high and all specials supplying and fixing to walls including raking plaster and bedding in tile mortar 1:3 & pointed with tile grout.(Use Lanka 600 x 600 mm Mat finish tiles - Prime Cost Rs. 1700)as per the engineer's instruction. 2nd floor	m	1,252.00

Code	Description	Unit	Rate (LKR)
PA13c	Tile skirting 100 mm high and all specials supplying and fixing to walls including raking plaster and bedding in tile mortar 1:3 & pointed with tile grout.(Use Lanka 600 x 600 mm Mat finish tiles - Prime Cost Rs. 1700)as per the engineer's instruction. 3rd floor	m	1,276.00
PA14	Tiles glazed colour 200 x 300 mm with all specials , supplying and fixing to walls including raking plaster bedding in cement mortar 1:3 and pointed with tile grout to match the tiles.(Use Lanka tiles)as per the engineer's instruction.	m	Not in Market
PA14a	Tiles glazed colour 200 x 300 mm with all specials , supplying and fixing to walls including raking plaster bedding in cement mortar 1:3 and pointed with tile grout to match the tiles.(Use Lanka tiles) in 1st floor as per the engineer's instruction. (1st floor)	m ²	Not in Market
PA14b	Tiles glazed colour 200 x 300 mm with all specials , supplying and fixing to walls including raking plaster bedding in cement mortar 1:3 and pointed with tile grout to match the tiles.(Use Lanka tiles) in 2nd floor as per the engineer's instruction.(2nd floor)	m ²	Not in Market
PA14c	Tiles glazed colour 200 x 300 mm with all specials , supplying and fixing to walls including raking plaster bedding in cement mortar 1:3 and pointed with tile grout to match the tiles.(Use Lanka tiles) in 3rd floor as per the engineer's instruction.(3rd floor)	m ²	Not in Market
PA15	Wall Tiles glazed colour 300 x 600 mm with all specials , supplying and fixing to walls including raking 1:3 plaster bedding in tile mortar and pointed with tile grout to match the tiles.(Use Lanka tiles)as per the engineer's instruction.	m ²	7,847.00
PA15a	Wall Tiles glazed colour 300 x 600 mm with all specials , supplying and fixing to walls including raking 1:3 plaster bedding in tile mortar and pointed with tile grout to match the tiles.(Use Lanka tiles)as per the engineer's instruction. 1st floor	m ²	8,004.00
PA15b	Wall Tiles glazed colour 300 x 600 mm with all specials , supplying and fixing to walls including raking 1:3 plaster bedding in tile mortar and pointed with tile grout to match the tiles.(Use Lanka tiles)as per the engineer's instruction. 2nd floor	m ²	8,160.00
PA15c	Wall Tiles glazed colour 300 x 600 mm with all specials , supplying and fixing to walls including raking 1:3 plaster bedding in tile mortar and pointed with tile grout to match the tiles.(Use Lanka tiles)as per the engineer's instruction. 3rd floor	m ²	8,317.00
PA16	Floor tile for Staircase , supplying and laying. 300 x 300 mm approved quality & colour, including raking plaster bedding in cement mortar 1:3 and pointed with tile grout to match the tiles.(Use Lanka tiles)as per the engineer's instruction.	m ²	Not in Market
PA17	300 x 600 mm Ceramic Floor tile (colour) for Staircase ,with all specials supplying and fixing to floors including raking plaster and bedding in 1:3 cement mortar & pointed with tile grout.(Use lanka tiles)as per the engineer's instruction.	m ²	9,100.00
PA18	400 x 400 mm Ceramic tiles for Staircase , with all specials supplying and fixing to floors including raking plaster and bedding in 1:3 cement mortar & pointed with tile grout.(Use Lanka tiles) as per the engineer's instruction.	m ²	Not in Market

Code	Description	Unit	Rate (LKR)
PA19	600 x 600 mm Ceramic tiles(Prime cost Rs. 1,600) for Staircase , with all specials supplying and fixing to floors including raking plaster 1:3 and bedding in Tile Motar(Swistec/ tokyo super) & pointed with tile grout. (Use Lanka tiles) as per the engineer's instruction.	m ²	8,852.00
PA20	Floor tile supplying and laying. 300 x 300 mm approved quality & colour, including raking plaster bedding in cement mortar 1:3 and pointed with tile grout to match the tiles.(Use Rocell) as per the engineer's instruction.	m ²	Not in Market
PA20a	Floor tile supplying and laying.300 x 300 mm approved quality & colour including raking plaster bedding in cement mortar 1:3 and pointed with tile grout to match the tiles.(Use Rocell tiles) in 1st floor as per the engineer's instruction.	m ²	Not in Market
PA20b	Floor tile supplying and laying. 300 x 300 mm approved quality & colour including raking plaster bedding in cement mortar 1:3 and pointed with tile grout to match the tiles.(Use Rocell tiles) in 2nd floor as per the engineer's instruction.	m ²	Not in Market
PA20c	Floor tile supplying and laying. 300 x 300 mm approved quality & colour including raking plaster bedding in cement mortar 1:3 and pointed with tile grout to match the tiles.(Use Rocell tiles) in 3rd floor as per the engineer's instruction.	m ²	Not in Market
PA21	Tile skirting 100 mm high with all specials supplying and fixing to walls including raking plaster and bedding in 1:3 cement mortar and pointed with tile grout.(Use Rocell 300 x 300 mm tiles-colour) as per the engineer's instruction.	m	Not in Market
PA21a	Tile skirting 100 mm high with all specials supplying and fixing to walls including raking plaster and bedding in 1:3 cement mortar and pointed with tile grout.(Use Rocell 300 x 300 mm tiles-colour) as per the engineer's instruction. 1st floor	m	Not in Market
PA21b	Tile skirting 100 mm high with all specials supplying and fixing to walls including raking plaster and bedding in 1:3 cement mortar and pointed with tile grout.(Use Rocell 300 x 300 mm tiles-colour) as per the engineer's instruction. 2nd floor	m	Not in Market
PA21c	Tile skirting 100 mm high with all specials supplying and fixing to walls including raking plaster and bedding in 1:3 cement mortar and pointed with tile grout.(Use Rocell 300 x 300 mm tiles-colour) as per the engineer's instruction.3rd floor	m	Not in Market
PA22	400 x 400 mm Ceramic tiles(colour) with all specials supplying and fixing to floors including raking plaster and bedding in 1:3 cement mortar & pointed with tile grout.(Use Rocell tiles 78H Prime cost Rs.....)as per the engineer's instruction.	m ²	Not in Market
PA22a	Floor tile supplying and laying. 400 x 400 mm approved quality & colour including raking plaster bedding in cement mortar 1:3 and pointed with tile grout to match the tiles.(Use Rocell tiles 78H Prime cost Rs.....) in 1st floor as per the engineer's instruction.	m ²	Not in Market
PA22b	Floor tile supplying and laying. 400 x 400 mm approved quality & colour including raking plaster bedding in cement mortar 1:3 and pointed with tile grout to match the tiles.(Use Rocell tiles 78H Prime cost Rs.....) in 2nd floor as per the engineer's instruction.	m ²	Not in Market

Code	Description	Unit	Rate (LKR)
PA22c	Floor tile supplying and laying. 400 x 400 mm approved quality & colour including raking plaster bedding in cement mortar 1:3 and pointed with tile grout to match the tiles.(Use Rocell tiles 78H Prime cost Rs.....) in 3rd floor as per the engineer's instruction.	m ²	Not in Market
PA23	Tile skirting 100 mm high with(using 400 x 400 mm tile)all specials supplying and fixing to walls including raking plaster and bedding in cement mortar 1:3 & pointed with tile grout.(Use Rocell tiles 78H Prime cost Rs.....) as per the engineer's instruction.	m	Not in Market
PA23a	Tile skirting 100 mm high with(using 400 x 400 mm tile)all specials supplying and fixing to walls including raking plaster and bedding in cement mortar 1:3 & pointed with tile grout.(Use Rocell tiles 78H Prime cost Rs.....) as per the engineer's instruction. 1st floor	m	Not in Market
PA23b	Tile skirting 100 mm high with(using 400 x 400 mm tile)all specials supplying and fixing to walls including raking plaster and bedding in cement mortar 1:3 & pointed with tile grout.(Use Rocell tiles 78H Prime cost Rs.....) as per the engineer's instruction. 2nd floor	m	Not in Market
PA23c	Tile skirting 100 mm high with(using 400 x 400 mm tile)all specials supplying and fixing to walls including raking plaster and bedding in cement mortar 1:3 & pointed with tile grout.(Use Rocell tiles 78H Prime cost Rs.....) as per the engineer's instruction.3rd floor	m	Not in Market
PA24	600 x 600 mm Ceramic tiles with all specials supplying and fixing to floors including raking plaster 1:3 and bedding in Tile Motar (swistech / tokyo super) & pointed with tile grout. (Use Rocell - Ceramic tiles Prime cost Rs. 2200) as per the engineer's instruction.	m ²	10,487.00
PA24a	600 x 600 mm Ceramic tiles with all specials supplying and fixing to floors including raking plaster 1:3 and bedding in Tile Motar (swistech / tokyo super) & pointed with tile grout. (Use Rocell - Ceramic tiles Prime cost Rs. 2200)as per the engineer's instruction. 1st floor	m ²	10,697.00
PA24b	600 x 600 mm Ceramic tiles with all specials supplying and fixing to floors including raking plaster 1:3 and bedding in Tile Motar (swistech / tokyo super) & pointed with tile grout. (Use Rocell - Ceramic tiles Prime cost Rs. 2200)as per the engineer's instruction.2nd floor	m ²	10,907.00
PA24c	600 x 600 mm Ceramic tiles with all specials supplying and fixing to floors including raking plaster 1:3 and bedding in Tile Motar (swistech / tokyo super) & pointed with tile grout. (Use Rocell - Ceramic tiles Prime cost Rs. 2200)as per the engineer's instruction.3rd floor	m ²	11,116.00
PA25	Tile skirting 100 mm high and all specials supplying and fixing to walls including raking plaster and bedding in Tile mortar 1:3 & pointed with tile grout.(Use Rocell 600 x 600 mm - ceramic tiles Prime cost Rs. 2200)as per the engineer's instruction.	m	1,390.00
PA25a	Tile skirting 100 mm high and all specials supplying and fixing to walls including raking plaster and bedding in Tile mortar 1:3 & pointed with tile grout.(Use Rocell 600 x 600 mm - ceramic tiles Prime cost Rs. 2200)as per the engineer's instruction. 1st floor	m	1,417.00
PA25b	Tile skirting 100 mm high and all specials supplying and fixing to walls including raking plaster and bedding in Tile mortar 1:3 & pointed with tile grout.(Use Rocell 600 x 600 mm - ceramic tiles Prime cost Rs. 2200)as per the engineer's instruction.2nd floor	m	1,445.00

Code	Description	Unit	Rate (LKR)
PA25c	Tile skirting 100 mm high and all specials supplying and fixing to walls including raking plaster and bedding in Tile mortar 1:3 & pointed with tile grout.(Use Rocell 600 x 600 mm - ceramic tiles Prime cost Rs. 2200)as per the engineer's instruction.3rd floor	m	1,473.00
PA26	300 x 600 mm Ceramic floor tiles(colour) with all specials supplying and fixing to floors including raking plaster and bedding in 1:3 cement mortar & pointed with tile grout.(Use Rocell tiles Prime cost Rs. 900)as per the engineer's instruction.	m ²	9,101.00
PA26a	300 x 600 mm Ceramic floor tiles(colour) with all specials supplying and fixing to floors including raking plaster and bedding in 1:3 cement mortar & pointed with tile grout.(Use Rocell tiles Prime cost Rs. 900) as per the engineer's instruction. 1st floor	m ²	9,283.00
PA26b	300 x 600 mm Ceramic floor tiles(colour) with all specials supplying and fixing to floors including raking plaster and bedding in 1:3 cement mortar & pointed with tile grout.(Use Rocell tiles Prime cost Rs. 900)as per the engineer's instruction. 2nd floor	m ²	9,465.00
PA26c	300 x 600 mm Ceramic floor tiles(colour) with all specials supplying and fixing to floors including raking plaster and bedding in 1:3 cement mortar & pointed with tile grout.(Use Rocell tiles Prime cost Rs. 900)as per the engineer's instruction. 3rd floor	m ²	9,647.00
PA27	Wall Tiles glazed colour 300 x 600 mm with all specials , supplying and fixing to walls including raking plaster bedding 1:3 in tile mortar and pointed with tile grout to match the tiles. (Use Rocell tiles Prime cost Rs 980)as per the engineer's instruction.	m ²	9,658.00
PA27a	Wall Tiles glazed colour 300 x 600 mm with all specials , supplying and fixing to walls including raking plaster bedding 1:3 in tile mortar and pointed with tile grout to match the tiles. (Use Rocell tiles Prime cost Rs. 980)as per the engineer's instruction. 1st floor	m ²	9,851.00
PA27b	Wall Tiles glazed colour 300 x 600 mm with all specials , supplying and fixing to walls including raking plaster bedding 1:3 in tile mortar and pointed with tile grout to match the tiles. (Use Rocell tiles Prime cost Rs. 980)as per the engineer's instruction. 2nd floor	m ²	10,044.00
PA27c	Wall Tiles glazed colour 300 x 600 mm with all specials , supplying and fixing to walls including raking plaster bedding 1:3 in tile mortar and pointed with tile grout to match the tiles. (Use Rocell tiles Prime cost Rs. 980)as per the engineer's instruction. 3rd floor	m ²	10,237.00
PA28	Wall Tiles glazed colour 400 x 400 mm with all specials , supplying and fixing to walls including raking 1:3 plaster bedding in cement mortar and pointed with tile grout to match the tiles. (Use Rocell tiles Prime cost Rs. 550)as per the engineer's instruction.	m ²	7,121.00
PA28a	Wall Tiles glazed colour 400 x 400 mm with all specials , supplying and fixing to walls including raking 1:3 plaster bedding in cement mortar and pointed with tile grout to match the tiles. (Use Rocell tiles)(Use Rocell tiles Prime cost Rs. 550)as per the engineer's instruction. 1st floor	m ²	7,263.00
PA28b	Wall Tiles glazed colour 400 x 400 mm with all specials , supplying and fixing to walls including raking 1:3 plaster bedding in cement mortar and pointed with tile grout to match the tiles. (Use Rocell tiles)(Use Rocell tiles Prime cost Rs. 550)as per the engineer's instruction. 2nd floor	m ²	7,406.00

Code	Description	Unit	Rate (LKR)
PA28c	Wall Tiles glazed colour 400 x 400 mm with all specials , supplying and fixing to walls including raking 1:3 plaster bedding in cement mortar and pointed with tile grout to match the tiles. (Use Rocell tiles)(Use Rocell tiles Prime cost Rs. 550)as per the engineer's instruction. 3rd floor	m ²	7,548.00
PA29	Clay floor tile(Terra cotta natural by DSI Samson Rjarata tile pvt ltd) supplying and laying. 310 x 310 x 15.5 mm , including raking 1:3 plaster bedding in cement mortar and pointed with tile grout to match the tiles as per the engineer's instruction.	m ²	7,897.00
PA30	Floor tile for staircase supplying and laying. 300 x 300 mm approved quality & colour, including raking plaster bedding in cement mortar 1:3 and pointed with tile grout to match the tiles.(Use Rocell)as per the engineer's instruction.	m ²	Not in Market
PA31	400 x 400 mm Ceramic tiles(colour) with all specials supplying and fixing to floors including raking plaster and bedding in 1:3 cement mortar & pointed with tile grout.(Use Rocell tiles) for staircase as per the engineer's instruction.	m ²	7,271.00
PA32	600 x 600 mm Ceramic tiles for staicase with all specials supplying and fixing to floors including raking plaster 1:3 and bedding in Tile Motar (swistech / tokyo super) & pointed with tile grout. (Use Rocell - Ceramic tiles)as per the engineer's instruction.	m ²	11,802.00
PA33	300 x 600 mm Ceramic floor tiles(colour) for staircase with all specials supplying and fixing to floors including raking plaster and bedding in 1:3 cement mortar & pointed with tile grout.(Use Rocell tiles)as per the engineer's instruction.	m ²	10,261.00
PA34	600 x 600 mm Ceramic tiles with all specials supplying and fixing to floors including raking plaster 1:3 and bedding in Tile Motar(Swistech/ tokyo super) & pointed with tile grout. (Use Mac tiles Gloss finish,461 Prime cost Rs.)as per the engineer's instruction.	m ²	Not in Market
PA34a	600 x 600 mm Ceramic tiles with all specials supplying and fixing to floors including raking plaster 1:3 and bedding in Tile Motar(Swistech/ tokyo super) & pointed with tile grout. (Use Mac tiles Gloss finish,461 Prime cost Rs.....)as per the engineer's instruction. 1st floor	m ²	Not in Market
PA34b	600 x 600 mm Ceramic tiles with all specials supplying and fixing to floors including raking plaster 1:3 and bedding in Tile Motar(Swistech/ tokyo super) & pointed with tile grout. (Use Mac tiles Gloss finish,461 Prime cost Rs.....)as per the engineer's instruction.2nd floor	m ²	Not in Market
PA34c	600 x 600 mm Ceramic tiles with all specials supplying and fixing to floors including raking plaster 1:3 and bedding in Tile Motar(Swistech/ tokyo super) & pointed with tile grout. (Use Mac tiles Gloss finish,461 Prime cost Rs.....)as per the engineer's instruction.3rd floor	m ²	Not in Market
PA35	600 x 600 mm Ceramic tiles with all specials supplying and fixing to floors including raking plaster 1:3 and bedding in Tile Motar(Swistech/ tokyo super) & pointed with tile grout. (Use Mac tiles Mat finish, 34-A Prime cost Rs.....)as per the engineer's instruction.	m ²	Not in Market
PA35a	600 x 600 mm Ceramic tiles with all specials supplying and fixing to floors including raking plaster 1:3 and bedding in Tile Motar(Swistech/ tokyo super) & pointed with tile grout. (Use Mac tiles Mat finish, 34-A Prime cost Rs.....)as per the engineer's instruction. 1st floor	m ²	Not in Market

Code	Description	Unit	Rate (LKR)
PA35b	600 x 600 mm Ceramic tiles with all specials supplying and fixing to floors including raking plaster 1:3 and bedding in Tile Motar(Swistec/ tokyo super) & pointed with tile grout. (Use Mac tiles Mat finish, 34-A Prime cost Rs.....)as per the engineer's instruction. 2nd floor	m ²	Not in Market
PA35c	600 x 600 mm Ceramic tiles with all specials supplying and fixing to floors including raking plaster 1:3 and bedding in Tile Motar(Swistec/ tokyo super) & pointed with tile grout. (Use Mac tiles Mat finish, 34-A Prime cost Rs.....)as per the engineer's instruction.3rd floor	m ²	Not in Market
PA36	Tile skirting 100 mm high and all specials supplying and fixing to walls including raking plaster and bedding in tile mortar 1:3 & pointed with tile grout.(Use 600 x 600 mm Mac tiles Gloss finish 461- Prime Cost Rs:-.....)as per the engineer's instruction.	m	Not in Market
PA36a	Tile skirting 100 mm high and all specials supplying and fixing to walls including raking plaster and bedding in tile mortar 1:3 & pointed with tile grout.(Use 600 x 600 mm Mac tiles Gloss finish 461- Prime Cost Rs:-.....)as per the engineer's instruction. 1st floor	m	Not in Market
PA36b	Tile skirting 100 mm high and all specials supplying and fixing to walls including raking plaster and bedding in tile mortar 1:3 & pointed with tile grout.(Use 600 x 600 mm Mac tiles Gloss finish 461- Prime Cost Rs:-.....)as per the engineer's instruction. 2nd floor	m	Not in Market
PA36c	Tile skirting 100 mm high and all specials supplying and fixing to walls including raking plaster and bedding in tile mortar 1:3 & pointed with tile grout.(Use 600 x 600 mm Mac tiles Gloss finish 461- Prime Cost Rs:-.....)as per the engineer's instruction.3rd floor	m	Not in Market
PA37	Tile skirting 100 mm high and all specials supplying and fixing to walls including raking plaster and bedding in tile mortar 1:3 & pointed with tile grout.(Use 600 x 600 mm Mac tilesMat finish 34-A - Prime Cost Rs :-.....)as per the engineer's instruction.	m	Not in Market
PA37a	Tile skirting 100 mm high and all specials supplying and fixing to walls including raking plaster and bedding in tile mortar 1:3 & pointed with tile grout.(Use 600 x 600 mm Mac tilesMat finish 34-A - Prime Cost Rs :-.....)as per the engineer's instruction. 1st floor	m	Not in Market
PA37b	Tile skirting 100 mm high and all specials supplying and fixing to walls including raking plaster and bedding in tile mortar 1:3 & pointed with tile grout.(Use 600 x 600 mm Mac tilesMat finish 34-A - Prime Cost Rs :-.....)as per the engineer's instruction. 2nd floor	m	Not in Market
PA37c	Tile skirting 100 mm high and all specials supplying and fixing to walls including raking plaster and bedding in tile mortar 1:3 & pointed with tile grout.(Use 600 x 600 mm Mac tilesMat finish 34-A - Prime Cost Rs :-.....)as per the engineer's instruction. 3rd floor	m	Not in Market
PA38	Supplying and paving (220x 110mm)80 mm thk Gr 30(30N/mm ² Uni Model inter locking concrete block(Rate to include transporting & paving on 50 mm height Quarry dust layer)	m ²	4,753.00
PA39	Supplying and paving (200x 100mm)80 mm thk Gr 30(30N/mm ² C obble inter locking concrete block(Rate to include transporting & paving on 50 mm height Quarry dust layer)	m ²	6,208.00

Code	Description	Unit	Rate (LKR)
PA40	Supplying and paving (200x 100mm)80 mm thk Gr 30(30N/mm2) Elina-2 model inter locking concrete block(Rate to include transporting & paving on 50 mm height Quarry dust layer)	m ²	Not in Market

**Rates for Construction & Repair Works
2025 Rates, Matara, Southern Province
Plasterer**

Code	Description	Unit	Rate (LKR)
PL01	Cement Sand plastering to wall 1:5, (5/8") thick semi rough G: floor rate to include curing	m ²	1,236.00
PL01a	Cement Sand plastering to wall 1:5, (5/8") thick semi rough 1st floor. rate to include curing	m ²	1,298.00
PL01b	Cement Sand plastering to wall 1:5, (5/8") thick semi rough 2nd floor rate to include curing	m ²	1,360.00
PL01c	Cement Sand plastering to wall 1:5, (5/8") thick semi rough 3rd floor rate to include curing	m ²	1,422.00
PL02	3/8 " Thick plastering to RCC beams, slab soffit , column in cement and sand 1:3 (G: Floor)	m ²	1,651.00
PL02a	3/8 " Thick plastering to RCC beams, slab soffit ,column in cement and sand 1:3 1st floor.	m ²	1,733.00
PL02b	3/8 " Thick plastering to RCC beams, slab soffit , column in cement and sand 1:3 2nd floor	m ²	1,816.00
PL02c	3/8 " Thick plastering to RCC beams, slab soffit ,column in cement and sand 1:3 3rd floor	m ²	1,898.00
PL03	Plastering 5/8 " thick Cement, lime & sand 1:1:5 finish smooth with lime putty (G:f)	m ²	1,812.00
PL03a	Plastering 5/8 " thick Cement, lime & sand 1:1:5 finish smooth with lime putty 1st floor	m ²	1,903.00
PL03b	Plastering 5/8 " thick Cement, lime & sand 1:1:5 finish smooth with lime putty 2nd floor	m ²	1,993.00
PL03c	Plastering 5/8 " thick Cement, lime & sand 1:1:5 finish smooth with lime putty 3 rd floor	m ²	2,084.00
PL04	Flashing or plaster bands laid over tiles 4" to 6" wide on roof in 1:1:4 cement , lime and sand mortar GF	m	498.00
PL04a	Flashing or plaster bands laid over tiles 4" to 6" wide on roof in 1:1:4. cement , lime and sand mortar 1st floor	m	523.00
PL04b	Flashing or plaster bands laid over tiles 4" to 6" wide on roof in 1:1:4. cement , lime and sand mortar 2nd floor	m	548.00
PL04c	Flashing or plaster bands laid over tiles 4" to 6" wide on roof in 1:1:4.cement , lime and sand mortar 3rd floor	m	573.00
PL05	1/2" thk 1:2 Cement Rendering finished smooth with neat cement floating ; G/F (Water Proofing purpose only) rate to include Curing	m ²	1,519.00
PL05a	1/2" thk 1:2 Cement Rendering finished smooth with neat cement floating (Water Proofing purpose only)rate to include Curing -1st floor.	m ²	1,595.00
PL05b	1/2" thk 1:2 Cement Rendering finished smooth with neat cement floating (Water Proofing purpose only) rate to include Curing- 2nd floor	m ²	1,671.00

Code	Description	Unit	Rate (LKR)
PL05c	1/2" thk 1:2 Cement Rendering finished smooth with neat cement floating ,(Water Proofing purpose only) rate to include Curing -3rd floor	m ²	1,747.00
PL06	1/2" thk 1:3 Cement Rendering finished smooth with neat cement floating, Ground floor(sand to be sieved with 1/8" nets) Rate to include curing	m ²	1,399.00
PL06a	1/2" thk 1:3 Cement Rendering finished smooth with neat cement floating Rate to include curing (sand to be sieved with 1/8" nets)- 1st floor	m ²	1,469.00
PL06b	1/2" thk 1:3 Cement Rendering finished smooth with neat cement floating Rate to include curing- (sand to be sieved with 1/8" nets)2nd floor	m ²	1,539.00
PL06c	1/2" thk 1:3 Cement Rendering finished smooth with neat cement floating Rate to include curing-(sand to be sieved with 1/8" nets) 3rd floor	m ²	1,609.00
PL07	1/2" thk Rendering in Cement and sand 1:3 in coloured cement floors finished smooth (holland made), Ground floor rate to include curing	m ²	1,750.00
PL07a	1/2" thk Rendering in Cement and sand 1:3 in coloured cement floors finished smooth (holland made), Rate to include curing- 1st floor	m ²	1,838.00
PL07b	1/2" thk Rendering in Cement and sand 1:3 in coloured cement floors finished smooth (holland made), Rate to include curing - 2nd floor	m ²	1,925.00
PL07c	1/2" thk Rendering in Cement and sand 1:3 in coloured cement floors finished smooth (holland made), Rate to include curing- 3rd floor	m ²	2,013.00
PL08	3/4" thk Rendering in Cement and sand 1:2 in floors finished smooth with cement. Rate to include curing -Ground floor	m ²	2,044.00
PL08a	3/4" thk Rendering in Cement and sand 1:2 in floors finished smooth with cement. Rate to include curing -1st floor	m ²	2,146.00
PL08b	3/4" thk Rendering in Cement and sand 1:2 in floors finished smooth with cement. Rate to include curing-2nd floor	m ²	2,249.00
PL08c	3/4" thk Rendering in Cement and sand 1:2 in floors finished smooth with cement. Rate to include curing-3rd floor	m ²	2,351.00
PL09	3/4" thk Rendering in Cement and sand 1:3 in floors finished smooth Rate to include curing, - Ground floor	m ²	1,938.00
PL10	Skirting in Cement mortar 1:3, 1/2" X 6" projected or flush to wall finish with floating including forming groove. (G: floor)	m	487.00
PL10a	Skirting in Cement mortar 1:3, 1/2" X 6" projected or flush to wall finish with floating including forming groove. (1st floor)	m	512.00
PL10b	Skirting in Cement mortar 1:3, 1/2" X 6" projected or flush to wall finish with floating including forming groove. (2nd floor)	m	536.00
PL10c	Skirting in Cement mortar 1:3, 1/2" X 6" projected or flush to wall finish with floating including forming groove. (3rd floor)	m	561.00
PL11	Skirting in Cement mortar 1:3, 1/2" X 4" projected or flush to wall finish with floating including forming groove. (G: floor)	m	391.00
PL11a	Skirting in Cement mortar 1:3, 1/2" X 4" projected or flush to wall finish with floating including forming groove. (1st floor)	m	411.00
PL11b	Skirting in Cement mortar 1:3, 1/2" X 4" projected or flush to wall finish with floating including forming groove. (2nd floor)	m	430.00
PL11c	Skirting in Cement mortar 1:3, 1/2" X 4" projected or flush to wall finish with floating including forming groove. (3rd floor)	m	450.00

Code	Description	Unit	Rate (LKR)
PL12	D.P.C 3/4" thick in cement, sand 1 :3 finished smooth with 2 coats of DPC tar blinded with sand	m ²	3,452.00
PL13	Reveals not exceeding 100 mm wide with 1:5 ct : sand mortar 16.0 mm thick finished semi rough.(Ground floor)	m	371.00
PL13a	Reveals not exceeding 100 mm wide with 1:5 ct : sand mortar 16.0 mm thick finished semi rough.(1st floor).	m	390.00
PL13b	Reveals not exceeding 100 mm wide with 1:5 ct : sand mortar 16.0 mm thick finished semi rough.(2nd floor).	m	408.00
PL13c	Reveals not exceeding 100 mm wide with 1:5 ct : sand mortar 16.0 mm thick finished semi rough.(3rd floor).	m	427.00
PL14	Reveals exceeding 100 mm, but not exceeding 200 mm wide with 1:5 ct : sand mortar 16.0 mm thick finished semi rough. (Ground floor)	m	675.00
PL14a	Reveals exceeding 100 mm, but not exceeding 200 mm wide with 1:5 ct : sand mortar 16.0 mm thick finished semi rough.(1st floor).	m	709.00
PL14b	Reveals exceeding 100 mm, but not exceeding 200 mm wide with 1:5 ct : sand mortar 16.0 mm thick finished semi rough.(2nd floor).	m	743.00
PL14c	Reveals exceeding 100 mm, but not exceeding 200 mm wide with 1:5 ct : sand mortar 16.0 mm thick finished semi rough.(3rd floor).	m	776.00
PL15	Reveals exceeding 200 mm, but not exceeding 300 mm wide with 1:5 ct:sand mortar 16.0 mm thick finished semi rough.GF	m	777.00
PL15a	Reveals exceeding 200 mm, but not exceeding 300 mm wide with 1:5 ct:sand mortar 16.0 mm thick finished semi rough.1st floor	m	816.00
PL15b	Reveals exceeding 200 mm, but not exceeding 300 mm wide with 1:5 ct:sand mortar 16.0 mm thick finished semi rough.2nd floor	m	855.00
PL15c	Reveals exceeding 200 mm, but not exceeding 300 mm wide with 1:5 ct:sand mortar 16.0 mm thick finished semi rough.3rd floor	m	894.00
PL16	1:3 Rendering cement ,1" thick cement coping finish smooth with neat cement floating (in Ground Floor)	m ²	1,902.00
PL16a	1:3 Rendering cement ,1" thick cement coping finish smooth with neat cement floating (in 1st. Floor)	m ²	1,998.00
PL16b	1:3 Rendering cement ,1" thick cement coping finish smooth with neat cement floating (in 2nd. Floor).	m ²	2,093.00
PL16c	1:3 Rendering cement ,1" thick cement coping finish smooth with neat cement floating (in 3rd. Floor).	m ²	2,188.00
PL17	Plaster band in 1:4 Cement,Sand mortar 1 1/2"x 3/4" on existing wall. For Black Board (G. Floor)	m	422.00
PL18	Black Or Green board with 1:2, Ct : Sand mortar 3/4" thick (including adding black or green powder) finished smooth with black or green cement floating and grinding with carbo random stone. Rate to include for 1 1/2"x 3/4" thick plaster band right round the black board with 1:1:4 Ct, Lime & Sand mortar finish smooth as above data (8'-0" x 4'-0")	m ²	3,310.00
PL19	Cement coping in 1:4 Cement , Sand mortar 1" x 3/4 on underside of concrete slab, for prevent the rain Water flowing (Ground floor).(Wahi kenda)	m	531.00

Code	Description	Unit	Rate (LKR)
PL20	3/4" thick in cement,sand 1:3 with Water proofing compound(10% by weight of cement)as super latex-302 or equivalent finished smooth with cement floating	m ²	4,938.00
PL21	Supply and laying base coat of super titanium mixture on ½" thick 1:3 cement sand rough finish bed to smooth surface. Then sanding by gauge 120 sand papers and clean the surface. After around 2 hours apply 2nd coat of super titanium mixture and then sanding by gauge 120 sand papers and surface must be clean dust free. After apply 3rd super titanium mixture and the sanding by gauge 400 sand papers and then gauge 800 sand papers to finish smooth surface. Finally apply wax and polish the area to achieve good shine finish. Manufacture's method statement and material specification should be approved by engineer.	m ²	5,066.00

**Rates for Construction & Repair Works
2025 Rates, Matara, Southern Province
Tinker**

Code	Description	Unit	Rate (LKR)
TN01	Zn coated (.47 mm thick AZ150 - thickness certificate necessary)colour sheet - Flashing 1'-6" girth overall 3 times bent with end lap not less than 6" lead soldered, turned and tucked up to not less than 6" into o chase cut in wall and pointed in cement mortar 1:3 and dressed over roof covering not less than 1'-0" wide.	m	2,640.00
TN02	Flashing G.I or Zn coated re fixing, including finish the wall made good condition in cement and lime mortar. (Flashing availabale at site)	m	592.00
TN03	Renewing valley gutters,with 0.47 mm thick AZ150 Zink coated(thickness certificate necessary) AL sheet 36" wide, overall once bent with end laps not less than 9" width existing boards, sheets to be tarred, joints to be shouldered and cement, lime filleting complete.	m	4,000.00
TN04	Refixing valley gutter, 36" wide, on existing boards, sheets to be tarred, joints to be soldered and cement lime filleting complete (sheets available)	m	1,065.00
TN05	.47 mm thick AZ150 (thickness certificate necessary) Zn coated sheet valley gutter 3'-0" girth over all once bent with end laps not less than 9" width including 1"thick tongued and grooved ginisapu planks laid to slope end and profile on timber members, joints to be and cement lime filleting complete.Rate including applying two coats of wood preservative and one coat of wood primer for timber	m	8,757.00
TN06	Supplying and fixing 450 mm wide Zn/Al Ridge capping with silicon joint (.47 mm thick AZ150 - thickness certificate necessary) with "GI "J-bolts with washers or fastners @ 350 mm c/c necessary accessories	m	2,634.00
TN07	Supplying & laying (.47 mm thick AZ150 - thickness certificate necessary) Zn/Al corrugated roofing sheets fixed to existing timber frame work with necessary tapping Srews (No12 - 11 x 65) fixed	m ²	5,763.00

**Rates for Construction & Repair Works
2025 Rates, Matara, Southern Province
Roofer**

Code	Description	Unit	Rate (LKR)
RO01	Corrugated sheets asbestos fixed with 1/4"x7" j bolts and nuts with washers or 12 X 4 1/2"roofing screws to roof (Corrugated sheets available).	m ²	535.00
RO02	Corrugated asbestos sheets supplied and fixed to roof or wall on existing framework with necessary roofing screws and limpet washers or hook bolts.	m ²	2,808.00
RO03	Ridging, asbestos cement roofing sheet available, fixed with 1/4" x 7" J bolt or roofing screws .	m	724.00
RO04	Ridging, Calicut pattern, bedded in cement and lime mortar 1:1:4, colour to match tiles. (Keep went opening every vally point).	m	1,441.00
RO05	Ridging, Calicut pattern bedded in cement and lime mortar 1:1:4, colour to match tiles, Rate to include, keep went opening every vally point.(Tiles available at site). - Single storied building.	m	1,019.00
RO06	Tiles, Calicut pattern, flat, supplied and laid in Single Storied buildings.(up to maximum of 100 nr.)	Nr	170.00
RO06a	Tiles, Calicut pattern, flat, supplied and laid in buildings of two storied building.(up to maximum of 100 nr.)	Nr	175.00
RO06b	Tiles, Calicut pattern, flat, supplied and laid in buildings of three storied building. (up to maximum of 100 nr.)	Nr	181.00
RO06c	Tiles, Calicut pattern, flat, supplied and laid in buildings of four storied building. (up to maximum of 100 nr.)	Nr	186.00
RO07	Tiles Calicut pattern laid in sigle storied building (tiles available at site).	m ²	187.00
RO07a	Tiles Calicut pattern laid in two storied building (tiles available at site).	m ²	193.00
RO07b	Tiles Calicut pattern laid in three storied building (tiles available at site).	m ²	198.00
RO07c	Tiles Calicut pattern laid in four storied building (tiles available at site).	m ²	204.00
RO08	Tiles Calicut pattern, Supplied & laid in single storied building	m ²	2,101.00
RO08a	Tiles Calicut pattern, Supplied & laid in two storied building	m ²	2,164.00
RO08b	Tiles Calicut pattern, Supplied & laid in three storied building	m ²	2,227.00
RO08c	Tiles Calicut pattern, Supplied & laid in four storied building	m ²	2,290.00
RO09	Shifting and re-laying Calicut pattern tiles. - Single storied building.	m ²	123.00
RO09a	Shifting and re-laying Calicut pattern tiles. - Two storied building.	m ²	127.00
RO09b	Shifting and re-laying Calicut pattern tiles. - Three storied building.	m ²	131.00
RO09c	Shifting and re-laying Calicut pattern tiles. - Four storied building.	m ²	135.00

Code	Description	Unit	Rate (LKR)
RO10	Supplying and laying half round tiles on the existing asbestos roof. - Single storied.	m ²	5,141.00
RO10a	Supplying and laying half round tiles on the existing asbestos roof. - Two storied building.	m ²	5,295.00
RO10b	Supplying and laying half round tiles on the existing asbestos roof. - Three storied building.	m ²	5,450.00
RO10c	Supplying and laying half round tiles on the existing asbestos roof. - Four storied building.	m ²	5,604.00
RO11	Approved Quality Corrugated Asbestos sheets roofing 1/4"x7" j bolt with nut & washers on imported timber frame 150 x 75 mm purline ,150 x 75 mm wall plate 150 x 50 mm ridge 100 x 50 mm rafters(maximum span is 2.7m) and 50 x 50mm beares supplied fixed complete including frame with applied two coats of clear wood preservative (100 x 50 mm rafter fixed in 750mm C/C) -Ridging measured separately. Ground floor. (Reffer draw. No. SPES/Rate23/Ro-11)	m ²	9,938.00
RO11a	Approved Quality Corrugated Asbestos sheets roofing 1/4"x7" j bolt with nut & washers on imported timber frame 150 x 75 mm purline ,150 x 75 mm wall plate 150 x 50 mm ridge 100 x 50 mm rafters (rafter maximum Span 2.7m) and 50 x 50mm beares supplied fixed complete including frame with applied two coats of clear wood preservative (100 x 50 mm rafter fixed in 750mm C/C) -Ridging measured separately.1st floor (Reffer draw. No. SPES/Rate23/Ro - 11a)	m ²	10,236.00
RO11b	Approved Quality Corrugated Asbestos sheets roofing 1/4"x7" j bolt with nut & washers on imported timber frame 150 x 75 mm purline ,150 x 75 mm wall plate 150 x 50 mm ridge 100 x 50 mm rafters(rafter maximum Span 2.7m) and 50 x 50mm beares supplied fixed complete including frame with applied two coats of clear wood preservative (100 x 50 mm rafter fixed in 750mm C/C) -Ridging measured separately.2nd floor (Reffer draw. No. SPES/Rate23/Ro-11a)	m ²	10,435.00
RO11c	Approved Quality Corrugated Asbestos sheets roofing 1/4"x7" j bolt with nut & washers on imported timber frame 150 x 75 mm purline ,150 x 75 mm wall plate 150 x 50 mm ridge 100 x 50 mm rafters(rafter maximum Span 2.7m) and 50 x 50mm beares supplied fixed complete including frame with applied two coats of clear wood preservative (100 x 50 mm rafter fixed in 750mm C/C) -Ridging measured separately.3rd floor (Reffer draw. No. SPES/Rate23/Ro-11a)	m ²	10,634.00

Code	Description	Unit	Rate (LKR)
RO12	Approved Quality Corrugated Asbestos sheets roofing with 1/4"x7" j bolt nut & washers on imported timber frame 150 x 75 mm purline 150 x 75 mm wall plate 150 x 50 mm ridge 100 x 50 mm rafters(rafter maximum Span 2.7m) and 50 x 50mm beares supplied fixed complete (100 x 50 mm rafter fixed in 750mm C/C) -Ridging measured separately (Including Preservation of timber is achieved by Vacuum Pressure Impregnation of the timber with preservatives, using the latest technology Such as CCB by BI Commodities & Logistics Pvt Ltd (certificate should be submitted). Ground floor. (Reffer draw. No. SPES/Rate23/Ro-11)	m ²	10,264.00
RO12a	Approved Quality Corrugated Asbestos sheets roofing with 1/4"x7" j bolt nut & washers on imported timber frame 150 x 75 mm purline 150 x 75 mm wall plate 150 x 50 mm ridge 100 x 50 mm rafters(rafter maximum Span 2.7m) and 50 x 50mm beares supplied fixed complete (100 x 50 mm rafter fixed in 750mm C/C) -Ridging measured separately (Including Preservation of timber is achieved by Vacuum Pressure Impregnation of the timber with preservatives, using the latest technology Such as CCB by BI Commodities & Logistics Pvt Ltd (certificate should be submitted). 1st floor (Reffer draw. No. SPES/Rate23/Ro- 11a)	m ²	10,552.00
RO12b	Approved Quality Corrugated Asbestos sheets roofing with 1/4"x7" j bolt nut & washers on imported timber frame 150 x 75 mm purline 150 x 75 mm wall plate 150 x 50 mm ridge 100 x 50 mm rafters(rafter maximum Span 2.7m) and 50 x 50mm beares supplied fixed complete (100 x 50 mm rafter fixed in 750mm C/C) -Ridging measured separately (Including Preservation of timber is achieved by Vacuum Pressure Impregnation of the timber with preservatives, using the latest technology Such as CCB by BI Commodities & Logistics Pvt Ltd (certificate should be submitted). 2nd floor (Reffer draw. No. SPES/Rate23/Ro- 11a)	m ²	10,744.00
RO12c	Approved Quality Corrugated Asbestos sheets roofing with 1/4"x7" j bolt nut & washers on imported timber frame 150 x 75 mm purline 150 x 75 mm wall plate 150 x 50 mm ridge 100 x 50 mm rafters(rafter maximum Span 2.7m) and 50 x 50mm beares supplied fixed complete (100 x 50 mm rafter fixed in 750mm C/C) -Ridging measured separately (Including Preservation of timber is achieved by Vacuum Pressure Impregnation of the timber with preservatives, using the latest technology Such as CCB by BI Commodities & Logistics Pvt Ltd (certificate should be submitted). 3rd floor (Reffer draw. No. SPES/Rate23/Ro- 11a)	m ²	10,935.00

Code	Description	Unit	Rate (LKR)
RO13	Approved Quality Corrugated Asbestos sheets HIP ROOFING 1/4"x7" j bolt nut & washers on imported timber frame 150 x 75 mm purline 150 x 75 mm wall plate 150 x 50 mm ridge , 150x50mm hip rafters ,100x50 mm rafters(rafter maximum Span 2.7m) and 50 x 50mm beares supplied fixed complete (100 x 50 mm rafter fixed in 750mm C/C) -(Hip rafters supported post & beams & Ridging paid separatly). (Including Preservation of timber is achieved by Vacuum Pressure Impregnation of the timber with preservatives, using the latest technology Such as CCB by BI Commodities & Logistics Pvt Ltd (certificate should be submitted). Ground floor. (Reffer draw. No. SPES/Rate23/Ro- 13)	m ²	10,065.00
RO13a	Approved Quality Corrugated Asbestos sheets HIP ROOFING 1/4"x7" j bolt nut & washers on imported timber frame 150 x 75 mm purline 150 x 75 mm wall plate 150 x 50 mm ridge , 150x50mm hip rafters ,100x50 mm rafters(rafter maximum Span 2.7m) and 50 x 50mm beares supplied fixed complete (100 x 50 mm rafter fixed in 750mm C/C) -(Hip rafters supported post & beams & Ridging paid separatly). (Including Preservation of timber is achieved by Vacuum Pressure Impregnation of the timber with preservatives, using the latest technology Such as CCB by BI Commodities & Logistics Pvt Ltd (certificate should be submitted). 1st floor (Reffer draw. No. SPES/Rate23/Ro- 13a)	m ²	10,348.00
RO13b	Approved Quality Corrugated Asbestos sheets HIP ROOFING 1/4"x7" j bolt nut & washers on imported timber frame 150 x 75 mm purline 150 x 75 mm wall plate 150 x 50 mm ridge , 150x50mm hip rafters ,100x50 mm rafters(rafter maximum Span 2.7m) and 50 x 50mm beares supplied fixed complete (100 x 50 mm rafter fixed in 750mm C/C) -(Hip rafters supported post & beams & Ridging paid separatly). (Including Preservation of timber is achieved by Vacuum Pressure Impregnation of the timber with preservatives, using the latest technology Such as CCB by BI Commodities & Logistics Pvt Ltd (certificate should be submitted). 2nd floor (Reffer draw. No. SPES/Rate23/Ro- 13a)	m ²	10,536.00
RO13c	Approved Quality Corrugated Asbestos sheets HIP ROOFING 1/4"x7" j bolt nut & washers on imported timber frame 150 x 75 mm purline 150 x 75 mm wall plate 150 x 50 mm ridge , 150x50mm hip rafters ,100x50 mm rafters(rafter maximum Span 2.7m) and 50 x 50mm beares supplied fixed complete (100 x 50 mm rafter fixed in 750mm C/C) -(Hip rafters supported post & beams & Ridging paid separatly). (Including Preservation of timber is achieved by Vacuum Pressure Impregnation of the timber with preservatives, using the latest technology Such as CCB by BI Commodities & Logistics Pvt Ltd (certificate should be submitted). 3rd floor. (Reffer draw. No. SPES/Rate23/Ro- 13a)	m ²	10,724.00

Code	Description	Unit	Rate (LKR)
RO14	Approved Quality Corrugated Asbestos sheets roofing 1/4"x7" j bolt with nut & washers on imported timber frame 100 x 75 mm wall plate, 150 x 50 mm ridge, 100 x 50 mm rafters and 50 x 50mm beares supplied fixed complete including frame with applied two coats of clear wood preservative (100 x 50 mm rafter fixed in 750mm C/C) - Ridging measured separately. Ground floor. (Reffer draw. No. SPES/Rate23/Ro- 14)	m ²	7,571.00
RO14a	Approved Quality Corrugated Asbestos sheets roofing 1/4"x7" j bolt with nut & washers on imported timber frame 100 x 75 mm wall plate, 150 x 50 mm ridge, 100 x 50 mm rafters and 50 x 50mm beares supplied fixed complete including frame with applied two coats of clear wood preservative (100 x 50 mm rafter fixed in 750mm C/C) - Ridging measured separately.1st floor. (Reffer draw. No. SPES/Rate23/Ro- 14)	m ²	7,798.00
RO14b	Approved Quality Corrugated Asbestos sheets roofing 1/4"x7" j bolt with nut & washers on imported timber frame 100 x 75 mm wall plate, 150 x 50 mm ridge, 100 x 50 mm rafters and 50 x 50mm beares supplied fixed complete including frame with applied two coats of clear wood preservative (100 x 50 mm rafter fixed in 750mm C/C) - Ridging measured separately.2nd floor. (Reffer draw. No. SPES/Rate23/Ro- 14)	m ²	7,949.00
RO14c	Approved Quality Corrugated Asbestos sheets roofing 1/4"x7" j bolt with nut & washers on imported timber frame 100 x 75 mm wall plate, 150 x 50 mm ridge, 100 x 50 mm rafters and 50 x 50mm beares supplied fixed complete including frame with applied two coats of clear wood preservative (100 x 50 mm rafter fixed in 750mm C/C) - Ridging measured separately.3rd floor. (Reffer draw. No. SPES/Rate23/Ro- 14)	m ²	8,101.00
RO15	Supplying laying and fixing corrugated asbestos roofing sheets (app. Quality) on existing angle iron . purline frame with G.I. 'J' bolts diamond washers and nuts in single storied Building	m ²	2,764.00
RO15a	Supplying laying and fixing large corrugated asbestos roofing sheets (app. Quality) on angle iron . purline frame with G.I. 'J' bolts diamond washers and nuts in two storied Building	m ²	2,847.00
RO15b	Supplying laying and fixing large corrugated asbestos roofing sheets (app. Quality) on angle iron . purline frame with G.I. 'J' bolts diamond washers and nuts in three storied Building	m ²	2,904.00
RO15c	Supplying laying and fixing large corrugated asbestos roofing sheets (app. Quality) on angle iron . purline frame with G.I. 'J' bolts diamond washers and nuts in four storied Building	m ²	2,960.00

Code	Description	Unit	Rate (LKR)
RO16	Roof with calicut pattern tiles on Imported sawn timber frame, work complete with 150x50mm ridges, 100x50 mm rafters @ 450 mm center to center(rafter maximum Span 2.4 m), 150 x75 mm purlin,150x75 wall plate,50 x 25 mm reepers @ 300 mm center to center .Rate to include applying 2 coats of wood preservative clear,tiling , ridging & 100mm to 150mm plaster band(bedded in cement and lime mortar 1:1:4, colour to match tiles).- Ground floor - for Truss Roof . Reffer draw. No. SPES/Rate23/Ro- 16)	m ²	12,015.00
RO16a	Roof with calicut pattern tiles on Imported sawn timber frame, work complete with 150x50mm ridges, 100x50 mm rafters @ 450 mm center to center(rafter maximum Span 2.4 m), 150 x75 mm purlin,150x75 wall plate,50 x 25 mm reepers @ 300 mm center to center .Rate to include applying 2 coats of wood preservative clear,tiling , ridging & 100mm to 150mm plaster band(bedded in cement and lime mortar 1:1:4, colour to match tiles). - for Truss Roof . 1st floor Reffer draw. No. SPES/Rate23/Ro- 16)	m ²	12,375.00
RO16b	Roof with calicut pattern tiles on Imported sawn timber frame, work complete with 150x50mm ridges, 100x50 mm rafters @ 450 mm center to center(rafter maximum Span 2.4 m), 150 x75 mm purlin,150x75 wall plate,50 x 25 mm reepers @ 300 mm center to center .Rate to include applying 2 coats of wood preservative clear,tiling , ridging & 100mm to 150mm plaster band(bedded in cement and lime mortar 1:1:4, colour to match tiles). - for Truss Roof . 2nd floor Reffer draw. No. SPES/Rate23/Ro- 16)	m ²	12,736.00
RO16c	Roof with calicut pattern tiles on Imported sawn timber frame, work complete with 150x50mm ridges, 100x50 mm rafters @ 450 mm center to center(rafter maximum Span 2.4 m), 150 x75 mm purlin,150x75 wall plate,50 x 25 mm reepers @ 300 mm center to center .Rate to include applying 2 coats of wood preservative clear,tiling , ridging & 100mm to 150mm plaster band(bedded in cement and lime mortar 1:1:4, colour to match tiles). - for Truss Roof . 3rd floor Reffer draw. No. SPES/Rate23/Ro- 16)	m ²	13,096.00
RO17	Roof with Calicut pattern tiles on Imported sawn timber frame work complete with 150x50mm ridges, 100x50mm rafters @ 450 mm center to center(rafter maximum Span 2.4 m), 150 x75 purlin,150x75wall plate,50 x 25 reepers @ 300mm C/C. rate to include tiling , ridging & 100mm to 150mm plaster band(bedded in cement and lime mortar 1:1:4, colour to match tiles)Truss Roof (Preservation of timber is achieved by Vacuum Pressure Impregnation of the timber with preservatives, using the latest technology Sush as CCB that are registered by register of pesticides for protection against wood destroying agents such as wood bores, fungi and termites (Execution according to the Manufacturers specifications)(BI Commodities & Logistics Pvt Ltd) certificate Should be submitted. Ground floor.(Reffer draw. No. SPES/Rate23/Ro- 16)	m ²	12,684.00

Code	Description	Unit	Rate (LKR)
RO17a	Roof with Calicut pattern tiles on Imported sawn timber frame work complete with 150x50mm ridges, 100x50mm rafters @ 450 mm center to center(rafter maximum Span 2.4 m), 150 x75 purlin,150x75wall plate,50 x 25 reepers @ 300mm C/C. rate to include tiling , ridging & 100mm to 150mm plaster band(bedded in cement and lime mortar 1:1:4, colour to match tiles)Truss Roof (Preservation of timber is achieved by Vacuum Pressure Impregnation of the timber with preservatives, using the latest technology Sush as CCB that are registered by register of pesticides for protection against wood destroying agents such as wood bores, fungi and termites (Execution according to the Manufacturers specifications)(BI Commodities & Logistics Pvt Ltd) certificate Should be submitted. 1st floor.(Reffer draw. No. SPES/Rate23/Ro- 16)	m ²	13,036.00
RO17b	Roof with Calicut pattern tiles on Imported sawn timber frame work complete with 150x50mm ridges, 100x50mm rafters @ 450 mm center to center(rafter maximum Span 2.4 m), 150 x75 purlin,150x75wall plate,50 x 25 reepers @ 300mm C/C. rate to include tiling , ridging & 100mm to 150mm plaster band(bedded in cement and lime mortar 1:1:4, colour to match tiles)Truss Roof (Preservation of timber is achieved by Vacuum Pressure Impregnation of the timber with preservatives, using the latest technology Sush as CCB that are registered by register of pesticides for protection against wood destroying agents such as wood bores, fungi and termites (Execution according to the Manufacturers specifications)(BI Commodities & Logistics Pvt Ltd) certificate Should be submitted. 2nd floor.(Reffer draw. No. SPES/Rate23/Ro- 16)	m ²	13,271.00
RO17c	Roof with Calicut pattern tiles on Imported sawn timber frame work complete with 150x50mm ridges, 100x50mm rafters @ 450 mm center to center(rafter maximum Span 2.4 m), 150 x75 purlin,150x75wall plate,50 x 25 reepers @ 300mm C/C. rate to include tiling , ridging & 100mm to 150mm plaster band(bedded in cement and lime mortar 1:1:4, colour to match tiles)Truss Roof (Preservation of timber is achieved by Vacuum Pressure Impregnation of the timber with preservatives, using the latest technology Sush as CCB that are registered by register of pesticides for protection against wood destroying agents such as wood bores, fungi and termites (Execution according to the Manufacturers specifications)(BI Commodities & Logistics Pvt Ltd) certificate Should be submitted. 3rd floor.(Reffer draw. No. SPES/Rate23/Ro- 16)	m ²	13,505.00

Code	Description	Unit	Rate (LKR)
RO18	Calicut pattern tiles HIP ROOFING, Imported sawn timber frame work complete with 150x50mm ridges, 150x50mm Hip rafters , 100x50mm rafters(rafter maximum Span 2.4 m), 150 x75 purlin and wall plate,50 x 25 reepers. rate to include tiling , ridging & 100mm to 150mm plaster band(bedded in cement and lime mortar 1:1:4, colour to match tiles)Truss Roof (Preservation of timber is achieved by Vacuum Pressure Impregnation of the timber with preservatives, using the latest technology Sush as CCB that are registered by register of pesticides for protection against wood destroying agents such as wood bores, fungi and termites (Execution according to the Manufacturers specifications)(BI Commodities & Logistics Pvt Ltd) certificate Should be submitted. Ground floor. (Reffer draw. No. SPES/Rate23/Ro- 18)	m ²	12,629.00
RO18a	Calicut pattern tiles HIP ROOFING, Imported sawn timber frame work complete with 150x50mm ridges, 150x50mm Hip rafters , 100x50mm rafters(rafter maximum Span 2.4 m), 150 x75 purlin and wall plate,50 x 25 reepers. rate to include tiling , ridging & 100mm to 150mm plaster band(bedded in cement and lime mortar 1:1:4, colour to match tiles)Truss Roof (Preservation of timber is achieved by Vacuum Pressure Impregnation of the timber with preservatives, using the latest technology Sush as CCB that are registered by register of pesticides for protection against wood destroying agents such as wood bores, fungi and termites (Execution according to the Manufacturers specifications)(BI Commodities & Logistics Pvt Ltd) certificate Should be submitted. 1st floor. (Reffer draw. No. SPES/Rate23/Ro- 18a)	m ²	12,981.00
RO18b	Calicut pattern tiles HIP ROOFING, Imported sawn timber frame work complete with 150x50mm ridges, 150x50mm Hip rafters , 100x50mm rafters(rafter maximum Span 2.4 m), 150 x75 purlin and wall plate,50 x 25 reepers. rate to include tiling , ridging & 100mm to 150mm plaster band(bedded in cement and lime mortar 1:1:4, colour to match tiles)Truss Roof (Preservation of timber is achieved by Vacuum Pressure Impregnation of the timber with preservatives, using the latest technology Sush as CCB that are registered by register of pesticides for protection against wood destroying agents such as wood bores, fungi and termites (Execution according to the Manufacturers specifications)(BI Commodities & Logistics Pvt Ltd) certificate Should be submitted. 2nd floor. (Reffer draw. No. SPES/Rate23/Ro- 18a)	m ²	13,215.00

Code	Description	Unit	Rate (LKR)
RO18c	Calicut pattern tiles HIP ROOFING, Imported sawn timber frame work complete with 150x50mm ridges, 150x50mm Hip rafters , 100x50mm rafters(rafter maximum Span 2.4 m), 150 x75 purlin and wall plate,50 x 25 reepers. rate to include tiling , ridging & 100mm to 150mm plaster band(bedded in cement and lime mortar 1:1:4, colour to match tiles)Truss Roof (Preservation of timber is achieved by Vacuum Pressure Impregnation of the timber with preservatives, using the latest technology Sush as CCB that are registered by register of pesticides for protection against wood destroying agents such as wood bores, fungi and termites (Execution according to the Manufacturers specifications)(BI Commodities & Logistics Pvt Ltd) certificate Should be submitted. 2nd floor. (Reffer draw. No. SPES/Rate23/Ro- 18a)	m ²	13,449.00
RO19	Roof with calicut pattern tiles on Imported sawn timber frame, work complete with 150x50mm ridges, 100x50 mm rafters @ 450 mm center to center(rafter maximum Span 2.4 m), 100x75 wall plate, 50 x 25 mm reepers @ 300 mm center to center .Rate to include applying 2 coats of wood presavative clear, tiling , ridging & 100mm to 150mm plaster band(bedded in cement and lime mortar 1:1:4, colour to match tiles). - ground floor (Reffer draw. No. SPES/Rate23/Ro- 19)	m ²	10,831.00
RO19a	Roof with calicut pattern tiles on Imported sawn timber frame, work complete with 150x50mm ridges, 100x50 mm rafters @ 450 mm center to center(rafter maximum Span 2.4 m), 100x75 wall plate, 50 x 25 mm reepers @ 300 mm center to center .Rate to include applying 2 coats of wood presavative clear, tiling , ridging & 100mm to 150mm plaster band(bedded in cement and lime mortar 1:1:4, colour to match tiles). - 1st floor (Reffer draw. No. SPES/Rate23/Ro- 19)	m ²	11,156.00
RO19b	Roof with calicut pattern tiles on Imported sawn timber frame, work complete with 150x50mm ridges, 100x50 mm rafters @ 450 mm center to center(rafter maximum Span 2.4 m), 100x75 wall plate, 50 x 25 mm reepers @ 300 mm center to center .Rate to include applying 2 coats of wood presavative clear, tiling , ridging & 100mm to 150mm plaster band(bedded in cement and lime mortar 1:1:4, colour to match tiles). - 2nd floor (Reffer draw. No. SPES/Rate23/Ro- 19)	m ²	11,373.00
RO19c	Roof with calicut pattern tiles on Imported sawn timber frame, work complete with 150x50mm ridges, 100x50 mm rafters @ 450 mm center to center(rafter maximum Span 2.4 m), 100x75 wall plate, 50 x 25 mm reepers @ 300 mm center to center .Rate to include applying 2 coats of wood presavative clear, tiling , ridging & 100mm to 150mm plaster band(bedded in cement and lime mortar 1:1:4, colour to match tiles). - 3rd floor (Reffer draw. No. SPES/Rate23/Ro- 19)	m ²	11,589.00

Code	Description	Unit	Rate (LKR)
RO20	Approved Quality Corrugated Asbestos sheets roofing 1/4"x7" j bolt with nut & washers on Micro timber frame 150 x 75 mm purline ,150 x 75 mm wall plate 150 x 50 mm ridge 100 x 50 mm rafters(rafter maximum Span 2.7m) and 50 x 50mm beares supplied fixed complete including frame with applied two coats of clear wood preservative (100 x 50 mm rafter fixed in 750mm C/C) -Ridging measured separately. Ground floor. (Reffer draw. No. SPES/Rate23/Ro- 11)	m ²	9,137.00
RO20a	Approved Quality Corrugated Asbestos sheets roofing 1/4"x7" j bolt with nut & washers on Micro timber frame 150 x 75 mm purline ,150 x 75 mm wall plate 150 x 50 mm ridge 100 x 50 mm rafters(rafter maximum Span 2.7m) and 50 x 50mm beares supplied fixed complete including frame with applied two coats of clear wood preservative (100 x 50 mm rafter fixed in 750mm C/C) -Ridging measured separately. 1st floor. (Reffer draw. No. SPES/Rate23/Ro- 11)	m ²	9,411.00
RO20b	Approved Quality Corrugated Asbestos sheets roofing 1/4"x7" j bolt with nut & washers on Micro timber frame 150 x 75 mm purline ,150 x 75 mm wall plate 150 x 50 mm ridge 100 x 50 mm rafters(rafter maximum Span 2.7m) and 50 x 50mm beares supplied fixed complete including frame with applied two coats of clear wood preservative (100 x 50 mm rafter fixed in 750mm C/C) -Ridging measured separately. 2nd floor. (Reffer draw. No. SPES/Rate23/Ro- 11)	m ²	9,594.00
RO20c	Approved Quality Corrugated Asbestos sheets roofing 1/4"x7" j bolt with nut & washers on Micro timber frame 150 x 75 mm purline ,150 x 75 mm wall plate 150 x 50 mm ridge 100 x 50 mm rafters(rafter maximum Span 2.7m) and 50 x 50mm beares supplied fixed complete including frame with applied two coats of clear wood preservative (100 x 50 mm rafter fixed in 750mm C/C) -Ridging measured separately. 3rd floor. (Reffer draw. No. SPES/Rate23/Ro- 11)	m ²	9,777.00
RO21	Approved Quality Corrugated Asbestos sheets roofing with 1/4"x7" j bolt nut & washers on Micro timber frame 150 x 75 mm purline 150 x 75 mm wall plate 150 x 50 mm ridge 100 x 50 mm rafters(rafter maximum Span 2.7m) and 50 x 50mm beares supplied fixed complete (100 x 50 mm rafter fixed in 750mm C/C) -Ridging measured separately (Including Preservation of timber is achieved by Vacuum Pressure Impregnation of the timber with preservatives, using the latest technology Such as CCB by BI Commodities & Logistics Pvt Ltd (certificate should be submitted). Ground floor. (Reffer draw. No. SPES/Rate23/Ro- 11)	m ²	9,538.00

Code	Description	Unit	Rate (LKR)
RO21a	Approved Quality Corrugated Asbestos sheets roofing with 1/4"x7" j bolt nut & washers on Micro timber frame 150 x 75 mm purline 150 x 75 mm wall plate 150 x 50 mm ridge 100 x 50 mm rafters(rafter maximum Span 2.7m) and 50 x 50mm beares supplied fixed complete (100 x 50 mm rafter fixed in 750mm C/C) -Ridging measured separately (Including Preservation of timber is achieved by Vacuum Pressure Impregnation of the timber with preservatives, using the latest technology Such as CCB by BI Commodities & Logistics Pvt Ltd (certificate should be submitted). 1st floor. (Reffer draw. No. SPES/Rate23/Ro- 11)	m ²	9,824.00
RO21b	Approved Quality Corrugated Asbestos sheets roofing with 1/4"x7" j bolt nut & washers on Micro timber frame 150 x 75 mm purline 150 x 75 mm wall plate 150 x 50 mm ridge 100 x 50 mm rafters(rafter maximum Span 2.7m) and 50 x 50mm beares supplied fixed complete (100 x 50 mm rafter fixed in 750mm C/C) -Ridging measured separately (Including Preservation of timber is achieved by Vacuum Pressure Impregnation of the timber with preservatives, using the latest technology Such as CCB by BI Commodities & Logistics Pvt Ltd (certificate should be submitted). 2nd floor. (Reffer draw. No. SPES/Rate23/Ro- 11)	m ²	10,015.00
RO21c	Approved Quality Corrugated Asbestos sheets roofing with 1/4"x7" j bolt nut & washers on Micro timber frame 150 x 75 mm purline 150 x 75 mm wall plate 150 x 50 mm ridge 100 x 50 mm rafters(rafter maximum Span 2.7m) and 50 x 50mm beares supplied fixed complete (100 x 50 mm rafter fixed in 750mm C/C) -Ridging measured separately (Including Preservation of timber is achieved by Vacuum Pressure Impregnation of the timber with preservatives, using the latest technology Such as CCB by BI Commodities & Logistics Pvt Ltd (certificate should be submitted). 3rd floor. (Reffer draw. No. SPES/Rate23/Ro- 11)	m ²	10,206.00
RO22	Approved Quality Corrugated Asbestos sheets HIP ROOFING 1/4"x7" j bolt nut & washers on Micro timber frame 150 x 75 mm purline 150 x 75 mm wall plate 150 x 50 mm ridge , 150x50mm hip rafters, 100x50 mm rafters(rafter maximum Span 2.7m) and 50 x 50mm beares supplied fixed complete (100 x 50 mm rafter fixed in 750mm C/C) -(Hip rafters supported post & beams & Ridging paid separattly). (Including Preservation of timber is achieved by Vacuum Pressure Impregnation of the timber with preservatives, using the latest technology Such as CCB by BI Commodities & Logistics Pvt Ltd (certificate should be submitted). Ground floor. (Reffer draw. No. SPES/Rate23/Ro- 13)	m ²	9,318.00

Code	Description	Unit	Rate (LKR)
RO22a	Approved Quality Corrugated Asbestos sheets HIP ROOFING 1/4"x7" j bolt nut & washers on Micro timber frame 150 x 75 mm purline 150 x 75 mm wall plate 150 x 50 mm ridge , 150x50mm hip rafters, 100x50 mm rafters(rafter maximum Span 2.7m) and 50 x 50mm beares supplied fixed complete (100 x 50 mm rafter fixed in 750mm C/C) -(Hip rafters supported post & beams & Ridging paid separatly). (Including Preservation of timber is achieved by Vacuum Pressure Impregnation of the timber with preservatives, using the latest technology Such as CCB by BI Commodities & Logistics Pvt Ltd (certificate should be submitted). 1st floor. (Reffer draw. No. SPES/Rate23/Ro- 13)	m ²	9,578.00
RO22b	Approved Quality Corrugated Asbestos sheets HIP ROOFING 1/4"x7" j bolt nut & washers on Micro timber frame 150 x 75 mm purline 150 x 75 mm wall plate 150 x 50 mm ridge , 150x50mm hip rafters, 100x50 mm rafters(rafter maximum Span 2.7m) and 50 x 50mm beares supplied fixed complete (100 x 50 mm rafter fixed in 750mm C/C) -(Hip rafters supported post & beams & Ridging paid separatly). (Including Preservation of timber is achieved by Vacuum Pressure Impregnation of the timber with preservatives, using the latest technology Such as CCB by BI Commodities & Logistics Pvt Ltd (certificate should be submitted). 2nd floor. (Reffer draw. No. SPES/Rate23/Ro- 13)	m ²	9,752.00
RO22c	Approved Quality Corrugated Asbestos sheets HIP ROOFING 1/4"x7" j bolt nut & washers on Micro timber frame 150 x 75 mm purline 150 x 75 mm wall plate 150 x 50 mm ridge , 150x50mm hip rafters, 100x50 mm rafters(rafter maximum Span 2.7m) and 50 x 50mm beares supplied fixed complete (100 x 50 mm rafter fixed in 750mm C/C) -(Hip rafters supported post & beams & Ridging paid separatly). (Including Preservation of timber is achieved by Vacuum Pressure Impregnation of the timber with preservatives, using the latest technology Such as CCB by BI Commodities & Logistics Pvt Ltd (certificate should be submitted). 3rd floor. (Reffer draw. No. SPES/Rate23/Ro- 13)	m ²	9,925.00
RO23	Roof with calicut pattern tiles on Micro sawn timber frame, work complete with 150x50mm ridges, 100x50 mm rafters @ 450 mm center to certer(rafter maximum Span 2.4 m) 150 x75 mm purlin,150x75 wall plate,50 x 25 mm reepers @ 300 mm center to center .Rate to include applying 2 coats of wood presavative clear,tiling , ridging & 100mm to 150mm plaster band(bedded in cement and lime mortar 1:1:4, colour to match tiles). Ground floor - for Truss Roof . (Refer draw. No. SPES/Rate23/Ro- 16)	m ²	10,638.00

Code	Description	Unit	Rate (LKR)
RO23a	Roof with calicut pattern tiles on Micro sawn timber frame, work complete with 150x50mm ridges, 100x50 mm rafters @ 450 mm center to center(rafter maximum Span 2.4 m) 150 x75 mm purlin,150x75 wall plate,50 x 25 mm reepers @ 300 mm center to center .Rate to include applying 2 coats of wood preservative clear,tiling , ridging & 100mm to 150mm plaster band(bedded in cement and lime mortar 1:1:4, colour to match tiles). 1st floor - for Truss Roof . (Refer draw. No. SPES/Rate23/Ro- 16)	m ²	10,957.00
RO23b	Roof with calicut pattern tiles on Micro sawn timber frame, work complete with 150x50mm ridges, 100x50 mm rafters @ 450 mm center to center(rafter maximum Span 2.4 m) 150 x75 mm purlin,150x75 wall plate,50 x 25 mm reepers @ 300 mm center to center .Rate to include applying 2 coats of wood preservative clear,tiling , ridging & 100mm to 150mm plaster band(bedded in cement and lime mortar 1:1:4, colour to match tiles). 2nd floor - for Truss Roof . (Refer draw. No. SPES/Rate23/Ro- 16)	m ²	11,169.00
RO23c	Roof with calicut pattern tiles on Micro sawn timber frame, work complete with 150x50mm ridges, 100x50 mm rafters @ 450 mm center to center(rafter maximum Span 2.4 m) 150 x75 mm purlin,150x75 wall plate,50 x 25 mm reepers @ 300 mm center to center .Rate to include applying 2 coats of wood preservative clear,tiling , ridging & 100mm to 150mm plaster band(bedded in cement and lime mortar 1:1:4, colour to match tiles). 3rd floor - for Truss Roof . (Refer draw. No. SPES/Rate23/Ro- 16)	m ²	11,382.00
RO24	Roof with Calicut pattern tiles on Micro sawn timber frame work complete with 150x50mm ridges, 100x50mm rafters @ 450 mm center to center(rafter maximum Span 2.4 m), 150 x75 purlin,150x75wall plate,50 x 25 reepers. rate to include tiling , ridging & 100mm to 150mm plaster band(bedded in cement and lime mortar 1:1:4, colour to match tiles)Truss Roof (Preservation of timber is achieved by Vacuum Pressure Impregnation of the timber with preservatives, using the latest technology Sush as CCB that are registered by register of pesticides for protection against wood destroying agents such as wood bores, fungi and termites (Execution according to the Manufacturers specifications)(BI Commodities & Logistics Pvt Ltd) certificate Should be submitted. Ground floor. (Refer draw. No. SPES/Rate23/Ro- 16)	m ²	11,343.00

Code	Description	Unit	Rate (LKR)
RO24a	Roof with Calicut pattern tiles on Micro sawn timber frame work complete with 150x50mm ridges, 100x50mm rafters @ 450 mm center to center(rafter maximum Span 2.4 m), 150 x75 purlin,150x75wall plate,50 x 25 reepers. rate to include tiling , ridging & 100mm to 150mm plaster band(bedded in cement and lime mortar 1:1:4, colour to match tiles)Truss Roof (Preservation of timber is achieved by Vacuum Pressure Impregnation of the timber with preservatives, using the latest technology Sush as CCB that are registered by register of pesticides for protection against wood destroying agents such as wood bores, fungi and termites (Execution according to the Manufacturers specifications)(BI Commodities & Logistics Pvt Ltd) certificate Should be submitted. 1st floor. (Refer draw. No. SPES/Rate23/Ro- 16)	m ²	11,655.00
RO24b	Roof with Calicut pattern tiles on Micro sawn timber frame work complete with 150x50mm ridges, 100x50mm rafters @ 450 mm center to center(rafter maximum Span 2.4 m), 150 x75 purlin,150x75wall plate,50 x 25 reepers. rate to include tiling , ridging & 100mm to 150mm plaster band(bedded in cement and lime mortar 1:1:4, colour to match tiles)Truss Roof (Preservation of timber is achieved by Vacuum Pressure Impregnation of the timber with preservatives, using the latest technology Sush as CCB that are registered by register of pesticides for protection against wood destroying agents such as wood bores, fungi and termites (Execution according to the Manufacturers specifications)(BI Commodities & Logistics Pvt Ltd) certificate Should be submitted. 2nd floor. (Refer draw. No. SPES/Rate23/Ro- 16)	m ²	11,863.00
RO24c	Roof with Calicut pattern tiles on Micro sawn timber frame work complete with 150x50mm ridges, 100x50mm rafters @ 450 mm center to center(rafter maximum Span 2.4 m), 150 x75 purlin,150x75wall plate,50 x 25 reepers. rate to include tiling , ridging & 100mm to 150mm plaster band(bedded in cement and lime mortar 1:1:4, colour to match tiles)Truss Roof (Preservation of timber is achieved by Vacuum Pressure Impregnation of the timber with preservatives, using the latest technology Sush as CCB that are registered by register of pesticides for protection against wood destroying agents such as wood bores, fungi and termites (Execution according to the Manufacturers specifications)(BI Commodities & Logistics Pvt Ltd) certificate Should be submitted. 3rd floor. (Refer draw. No. SPES/Rate23/Ro- 16)	m ²	12,071.00

Code	Description	Unit	Rate (LKR)
RO25	Calicut pattern tiles HIP ROOFING, Micro sawn timber frame work complete with 150x50mm ridges, 150x50mm Hip rafters , 100x50mm rafters @ 450 mm center to center(rafter maximum Span 2.4 m), 150 x75 purlin and wall plate,50 x 25 reepers. rate to include tiling , ridging & 100mm to 150mm plaster band(bedded in cement and lime mortar 1:1:4, colour to match tiles)Truss Roof (Preservation of timber is achieved by Vacuum Pressure Impregnation of the timber with preservatives, using the latest technology Sush as CCB that are registered by register of pesticides for protection against wood destroying agents such as wood bores, fungi and termites (Execution according to the Manufacturers specifications)(BI Commodities & Logistics Pvt Ltd) certificate Should be submitted. Ground floor. (Reffer draw. No. SPES/Rate23/Ro- 18)	m ²	11,335.00
RO25a	Calicut pattern tiles HIP ROOFING, Micro sawn timber frame work complete with 150x50mm ridges, 150x50mm Hip rafters , 100x50mm rafters @ 450 mm center to center(rafter maximum Span 2.4 m), 150 x75 purlin and wall plate,50 x 25 reepers. rate to include tiling , ridging & 100mm to 150mm plaster band(bedded in cement and lime mortar 1:1:4, colour to match tiles)Truss Roof (Preservation of timber is achieved by Vacuum Pressure Impregnation of the timber with preservatives, using the latest technology Sush as CCB that are registered by register of pesticides for protection against wood destroying agents such as wood bores, fungi and termites (Execution according to the Manufacturers specifications)(BI Commodities & Logistics Pvt Ltd) certificate Should be submitted. 1st floor. (Reffer draw. No. SPES/Rate23/Ro- 18)	m ²	11,648.00
RO25b	Calicut pattern tiles HIP ROOFING, Micro sawn timber frame work complete with 150x50mm ridges, 150x50mm Hip rafters , 100x50mm rafters @ 450 mm center to center(rafter maximum Span 2.4 m), 150 x75 purlin and wall plate,50 x 25 reepers. rate to include tiling , ridging & 100mm to 150mm plaster band(bedded in cement and lime mortar 1:1:4, colour to match tiles)Truss Roof (Preservation of timber is achieved by Vacuum Pressure Impregnation of the timber with preservatives, using the latest technology Sush as CCB that are registered by register of pesticides for protection against wood destroying agents such as wood bores, fungi and termites (Execution according to the Manufacturers specifications)(BI Commodities & Logistics Pvt Ltd) certificate Should be submitted. 2nd floor. (Reffer draw. No. SPES/Rate23/Ro- 18)	m ²	11,961.00

Code	Description	Unit	Rate (LKR)
RO25c	Calicut pattern tiles HIP ROOFING, Micro sawn timber frame work complete with 150x50mm ridges, 150x50mm Hip rafters , 100x50mm rafters @ 450 mm center to center(rafter maximum Span 2.4 m), 150 x75 purlin and wall plate,50 x 25 reepers. rate to include tiling , ridging & 100mm to 150mm plaster band(bedded in cement and lime mortar 1:1:4, colour to match tiles)Truss Roof (Preservation of timber is achieved by Vacuum Pressure Impregnation of the timber with preservatives, using the latest technology Sush as CCB that are registered by register of pesticides for protection against wood destroying agents such as wood bores, fungi and termites (Execution according to the Manufacturers specifications)(BI Commodities & Logistics Pvt Ltd) certificate Should be submitted. 3rd floor. (Reffer draw. No. SPES/Rate23/Ro- 18)	m ²	12,273.00
RO26	Fabricate & fixing Timber Frame for 3'-0" wide (eave)Canopy roof , using 100 x 50 mm (1 nr of 4'-0", 01 nr of 2'-6" & 01 nr 3-0" long) imported swan timber frame work ,-rate to include 3nr of 1/2" x 4" anchor bolts & applying 2coats of clear wood preservative (Ground floor)	Nr	15,058.00
RO26a	Fabricate & fixing Timber Frame for 3'-0" wide (eave)Canopy roof , using 100 x 50 mm (1 nr of 4'-0", 01 nr of 2'-6" & 01 nr 3-0" long) imported swan timber frame work ,-rate to include 3nr of 1/2" x 4" anchor bolts & applying 2coats of clear wood preservative (1st floor)	Nr	15,510.00
RO26b	Fabricate & fixing Timber Frame for 3'-0" wide (eave)Canopy roof , using 100 x 50 mm (1 nr of 4'-0", 01 nr of 2'-6" & 01 nr 3-0" long) imported swan timber frame work ,-rate to include 3nr of 1/2" x 4" anchor bolts & applying 2coats of clear wood preservative (2nd floor)	Nr	15,811.00
RO27	3'-0" wide (eave)Canopy roof for Building, with 2 Nr of 4"x2" (100 x 50 mm) purlin & covering with Asbestoes roofing sheets ,Zn coated (.47 mm thick AZ150 - thickness) 1'-6" flashing ,as per instruction applying 2coats of clear wood preservative (Brackets paid seperatly) - Ground floor	m	8,700.00
RO27a	3'-0" wide (eave)Canopy roof for Building, with 2 Nr of 4"x2" (100 x 50 mm) purlin & covering with Asbestoes roofing sheets ,1'-6" flashing ,as per instruction applying 2coats of clear wood preservative (With out Bracket) -First floor	m	8,961.00
RO27b	3'-0" wide (eave)Canopy roof for Building, with 2 Nr of 4"x2" (100 x 50 mm) purlin & covering with Asbestoes roofing sheets ,1'-6" flashing ,as per instruction applying 2coats of clear wood preservative (With out Bracket) -second floor	m	9,135.00

Code	Description	Unit	Rate (LKR)
RO28	Corrugated Asbestos Roof with Asbestos flat ceiling sheets over the rafters on Imported timber frame 150 x 50mm ridges, 125 x 75mm purlin, 100 x 75 mm wall plate, 100 x 50mm rafters @ 600 mm center to center(rafter maximum Span 2.4 m), and 50 x 50 mm bears, supplying and fixed, rate to include necessary Aluminium Tees, Routering Edges of rafters(bottom) and 2 coats of polyurethane varnish one coat of wall filler and 2 coats emulsion paint to asbestos flat ceiling sheet rate to include applying 2coats of wood clear preservative Ridging measured separately.(Reffer draw. No. SPES/Rate23/Ro- 28)	m ²	13,138.00
RO29	Corrugated Asbestos Roof with 150 mm width & 18 - 16 mm thick "Lunumidella" tounge & grooved planks over the rafters on Imported timber frame 100 x 50 rafters @ 600 mm center to center(rafter maximum Span 2.4 m), 150 x 50 ridges, 125x75mm purlin and 50 x 50 mm bears, supplying and fixed, rate to include Routering Edges of rafters(bottom) applying one coat of sanding sealer & two coats of NC wood finish (100 x 50 mm rafters fixed in 600mm C/C), laying 3 mm thk double side "Mack" foil ,Ridging measured separately rate to include 2 coats of clear wood preservative. (Reffer draw. No. SPES/Rate23/Ro- 28)	m ²	14,820.00
RO30	Roof with "S" tile - Natural Clay colour or engobed Autumblend (half) clour [DSI tile (pvt) ltd made] or equvelent on Imported timber frame work complete with 150 x 50mm ridges, 100 x 50 rafters @ 450 mm c/c, 150 x75 purlin,150x75 wall plate 50 x 25 reapers @ 262 mm (10 ¼ ") c/c (rate to include tiling , ridging (bedded in cement and sand mortar 1:5, as per manufacture specification) Truss Roof * minimum roof angle 25 0 * & maximum purline span is 2400 mm rate to include applying two coats of wood preservative. - Single storied Building.	m ²	18,128.00
RO30a	Roof with "S" tile - Natural Clay colour or engobed Autumblend (half) clour [DSI tile (pvt) ltd made] or equvelent on Imported timber frame work complete with 150 x 50mm ridges, 100 x 50 rafters @ 450 mm c/c, 150 x75 purlin,150x75 wall plate 50 x 25 reapers @ 262 mm (10 ¼ ") c/c (rate to include tiling , ridging (bedded in cement and sand mortar 1:5, as per manufacture specification) Truss Roof * minimum roof angle 25 0 * & maximum purline span is 2400 mm rate to include applying two coats of wood preservative.Two Storey.	m ²	18,672.00

Code	Description	Unit	Rate (LKR)
RO31	Roof with "S" tile - Natural Clay colour or engobed Autumblend(half)clour [DSI tile (pvt) ltd made] equvelent on Imported timber frame work complete with 150 x 50mm ridges, 100 x 50 rafters @ 450 mm c/c, 150 x75 purlin,150x75 wall plate 50 x 25 reapers @ 262 mm (10 ¼ ") c/c (rate to include tiling , ridging (bedded in cement and sand mortar 1:5, as per manufacture specification) Truss Roof * minimum roof angle 25 0 * & maximum purline span is 2400 mm rate to (Preservation of timber is achieved by Vacuum Pressure Impregnation of the timber with preservatives, using the latest technology Sush as CCB that are registered by register of pesticides for protection against wood destroying agents such as wood bores, fungi and termites (Execution according to the Manufacturers specifications)(BI Commodities & Logistics Pvt Ltd) certificate Should be submitted. Single Storey.	m ²	18,762.00
RO31a	Roof with "S" tile - Natural Clay colour or engobed Autumblend(half)clour [DSI tile (pvt) ltd made] equvelent on Imported timber frame work complete with 150 x 50mm ridges, 100 x 50 rafters @ 450 mm c/c, 150 x75 purlin,150x75 wall plate 50 x 25 reapers @ 262 mm (10 ¼ ") c/c (rate to include tiling , ridging (bedded in cement and sand mortar 1:5, as per manufacture specification) Truss Roof * minimum roof angle 25 0 * & maximum purline span is 2400 mm rate to (Preservation of timber is achieved by Vacuum Pressure Impregnation of the timber with preservatives, using the latest technology Sush as CCB that are registered by register of pesticides for protection against wood destroying agents such as wood bores, fungi and termites (Execution according to the Manufacturers specifications)(BI Commodities & Logistics Pvt Ltd) certificate Should be submitted - Two Storey.	m ²	19,295.00
RO32	Roof with "Roman" tile [DSI tile (pvt) ltd made] equvelent on Imported timber frame work complete with 150 x 50 mm ridges, 100 x 50 mm rafters @ 450 mm c/c, 150 x75 mm purlin, 50 x 25 mm reapers @ 255 mm c/c (rate to include tiling , ridging (bedded in cement and sand mortar 1:5, as per manufacture specification) (Truss span 8'-0 to 12'-0") * minimum roof angle 25 0 & maximum purline span is 2400 mm* rate to include applying two coats of wood preservative - single storey	m ²	20,333.00
RO32a	Roof with "Roman" tile [DSI tile (pvt) ltd made] equvelent on Imported timber frame work complete with 150 x 50 mm ridges, 100 x 50 mm rafters @ 450 mm c/c, 150 x75 mm purlin, 50 x 25 mm reapers @ 255 mm c/c (rate to include tiling , ridging (bedded in cement and sand mortar 1:5, as per manufacture specification) (Truss span 8'-0 to 12'-0") * minimum roof angle 25 0 & maximum purline span is 2400 mm* rate to include applying two coats of wood preservative - two storey building	m ²	20,943.00
RO33	2"X 1"(50 x 25mm) Imported timber Reapers supplied & fixed new or renewed with iron nails	m	478.00
RO34	2"X 1" (50 x 25 mm) Imported timber Reapers supplied	m	426.00

Code	Description	Unit	Rate (LKR)
RO35	100 x 50 mm rafters Imported timber supplied & fixed new with iron nails	m	1,875.00
RO36	Supplying of 100 x 50mm rafters Imported timber	m	1,739.00
RO37	50 x 50 mm Beares Imported timber supplied & fixed new with iron nails	m	940.00
RO38	Suppling of 50 x 50 mm Beares - Imported timber	m	804.00
RO39	Timber fixing only - for Roof (Purlin/ Wall plate/ Ridge plate)	m ³	77,189.00
RO40	Supplying and fixing imported timber wall plates	m ³	516,499.00
RO41	Supplying of imported timber for wall plates	m ³	439,310.00
RO42	Supplying and fixing 8" x 4" (200 x 100 mm) imported timber	m ³	644,359.00
RO43	Supplying a 8" x 4" imported timber	m ³	567,170.00
RO44	100 x 50 mm rafters Class II timber, "Grandis" supplied & fixed new with iron nails	m	872.00
RO45	Supply & fixing matured coconut rafters with iron nails as per engineers' instruction.	m	504.00
RO46	Supplying Galvernize Lip 100 x 50 , 2 mm "C" Purline (G-400 / Z-275) & fixing to the roof truss (Metecno or equivalent) as per detailed drawing	m	2,974.00
RO46a	Supplying Galvernice Lip 100 x 50 , 2 mm "C" Purline (G-400 / Z-275) & fixing to the roof truss (Metecno or equivalent) as per detailed drawing - first floor	m	3,064.00
RO46b	Supplying Galvernice Lip 100 x 50 , 2 mm "C" Purline(G-400 / Z-275) & fixing to the roof truss (Metecno or equivalent) as per detailed drawing - second floor	m	3,123.00
RO46c	Supplying Galvernice Lip 100 x 50 , 2 mm "C" purline(G-400 / Z-275) & fixing to the roof truss (Metecno or equivalent) as per detailed drawing - third floor	m	3,183.00
RO47	Supplying Galvernice Lip 150 x 65 x 14(2 mm) "C" purline(G-400 / Z-275) & fixing to the roof truss (Metecno or equivalent) as per detailed drawing - ground floor	m	4,006.00
RO47a	Supplying Galvernice Lip 150 x 65 x 14(2 mm) "C" purline(G-400 / Z-275) & fixing to the roof truss (Metecno or equivalent) as per detailed drawing - first floor	m	4,126.00
RO47b	Supplying Galvernice Lip 150 x 65 x 14(2 mm) "C" purline(G-400 / Z-275) & fixing to the roof truss (Metecno or equivalent) as per detailed drawing - second floor	m	4,206.00
RO47c	Supplying Galvernice Lip 150 x 65 x 14(2 mm) "C" purline(G-400 / Z-275) & fixing to the roof truss (Metecno or equivalent) as per detailed drawing - third floor	m	4,286.00
RO48	Supplying .47 mm thk AZ150 , 550N/mm ² strength Zn/Al clour bonded roofing sheet & fixing to existing "c" purline frame with No 12-14 x 50 mm fastners (metecno ,Bluescope lysaght).approval should be taken from Engineer before installation	m ²	5,714.00

Code	Description	Unit	Rate (LKR)
RO49	Supplying .47 mm Zn/Al colour bonded roofing sheet(AZ150,550N/mm2 Strength) with heat insulation system (16 kg/m3, 50 mm thk glass wool blanket sheet with 03 way reinforced Double sided Al foil on 75 x 75 GI mesh- gage 17) & roofing sheet fixing to existing "c" purline frame with No 12-14 x 55 mm fastners , GI mesh fied with No 12-14 x 20 mm fastners (metecno, Bluescope lysaght)approval should be taken from Engineer before installation	m ²	7,232.00
RO50	Supplying .47 mm Zn/Al colour bonded roofing sheet(AZ150 , 550N/mm2 Strength) with heat insulation system (03 way reinforced Double sided Al foil on 75x75 GI mesh- gage 17) & roofing sheet fixing to existing "c" purline frame with No 12-14 x 55 mm fastners , GI mesh fied with No 12-14 x 20 mm or No 12-14 x 25 fastners (roofing sheet metecno , Bluescope ,lysaght)approval should be taken from Engineer before installation	m ²	6,345.00
RO51	Supplying .47 mm x 470 or 610 mm Zn/Al colour bonded (AZ150, 550N/mm2 Strength) Standed gabale capping (valance & barge) & fixing with Hex Head fastners No 12-14 x 20 mm @ 400 mm C/C	m	2,506.00
RO52	Suppling & Installation of cement roman profile tiles of approved brand equivalent with approx. Size 333mm x 425mm (Timber structure cost not included)	m ²	4,293.00
RO53	Suppling calicut pattern flat tile class 1	Nr	135.00
RO54	Suppling calicut pattern ridge tile class 1	Nr	171.00

Rates for Construction & Repair Works
2025 Rates, Matara, Southern Province
Carpenter & Joiner

Code	Description	Unit	Rate (LKR)
	Allowable minimum sizes of imported timber (as per available market) 50 x 25 mm - 47 x 25 mm 50 x 50 mm - 47 x 47 mm 100 x 50 mm - 96 x 48 mm 100 x 75 mm - 96 x 73 mm 125 x 75 mm - 121 x 71 mm 150 x 75 mm - 145 x 70 mm 150 x 50 mm - 145 x 47 mm 150 x 100 mm - 145 x 96 mm 200 x 100 mm - 194 x 94 mm		
	Valance board, Barge boards		
CP01	8"x3/4 " (200x20mm) Boards , barge , valance, fascia, 3/4" (20mm) thick in class II local (Ginisapu) timber prepared by using multi purpose wood working machine , fixed complete with necessary 2" Iron screws .applying one coat of wood preservative, one coat of aluminium primer & two coats of enamel paint	m	970.00
CP02	8"x3/4 " (200x20mm) Boards , barge , valance, fascia, 3/4" (20mm) thick in class II local (Ginisapu) timber prepared by using multi purpose wood working machine , fixed complete with necessary 2" brass screws.applying one coat of wood preservative, one coat of aluminium primer & two coats of enamel paint	m	1,002.00
CP03	10" x 3/4 " Boards , barge , valance, fascia, 3/4" thick in class II local (Ginisapu) timber prepared by using multi purpose wood working machine , fixed complete with necessary 2" Iron screws applying one coat of wood preservative, one coat of aluminium primer & two coats of enamel paint	m	1,292.00
CP04	10" x 3/4 " Boards , barge , valance, fascia, 3/4" thick in class II local (Ginisapu) timber prepared by using multi purpose wood working machine, fixed complete with necessary 2" Brass screws applying one coat of wood preservative, one coat of aluminium primer & two coats of enamel paint	m	1,323.00

Code	Description	Unit	Rate (LKR)
	Ceiling work		
CP05	Ceiling , asbestos, flat, fixed with clout headed nails to (100 x50mm) joists @ 1200 mm c/c & (50 x 50 mm) bearers @ 600 mm c/c of Imported timber prepared by using multi purpose wood working machine, including 1 1/2" x 1/2" beading & 1 1/2 "x 1 1/2" moulding. Applying one coat of aluminium primer & two coat enamel paint to beading & moulding (class II timber). Applying one coat of wall pillar & two coats emulsion paint to sheets (Rate to include applying two coats of wood preservative to timber framework & use 1 1/2" Iron screws for moulding & Beading at 600mm c/c	m ²	7,855.00
CP06	Ceiling , asbestos, flat, fixed with clout headed nails to (100 x50mm) joists at 1200 mm c/c & (50 x 50 mm) bearers at 600 mm c/c of Imported timber prepared by using multi purpose wood working machine, including 1 1/2" x 1/2" beading & 1 1/2 "x 1 1/2" moulding. Applying one coat primer & two coat of enamel paint to beading & moulding (class II timber). Applying one coat of wall pillar & two coats emulsion paint to Sheets (Rate to include applying two coats wood preservative to timber framework & use 1 1/2" Brass screws for moulding & Beading at 600mm c/c	m ²	7,965.00
CP07	Ceiling , asbestos, flat, fixed with clout headed nails to (100 x50mm) joists @ 1200 mm c/c & (50 x 50 mm) bearers @ 600 mm c/c of Imported timber prepared by using multi purpose wood working machine, including 1 1/2" x 1/2" beading & 1 1/2 "x 1 1/2" moulding. Applying one coat primer & two coat enamel paint to beading & moulding (class II timber). Applying one coat of wall pillar & two coats of emulsion paint to sheets. (Rate to include Preservation of timber is achieved by Vacuum Pressure Impregnation of the timber with preservatives, using the latest technology Sush as CCB by BI Commodities & Logistics Pvt Ltd certificate for vacuum pressure of timber should be submitted for payment & use 1 1/2" Iron screws for moulding & Beading at 600mm c/c	m ²	7,927.00
CP08	Ceiling , asbestos, flat, fixed with clout headed nails to (100 x50mm) joists @ 1200 mm c/c & (50 x 50 mm) bearers @ 600 mm c/c of Imported timber prepared by using multi purpose wood working machine, including 1 1/2" x 1/2" beading & 1 1/2 "x 1 1/2" cover fillet. Applying one coat primer & two coat enamel paint to beading & moulding (class II timber). Applying one coat of wall pillar & two coats of emulsion paint to sheets (Rate to include Preservation of timber is achieved by Vacuum Pressure Impregnation of the timber with preservatives, using the latest technology Sush as CCB by BI Commodities & Logistics Pvt Ltd certificate for vacuum pressure of timber should be submitted for paymen & use 1 1/2" Brass screws for moulding & Beading at 600mm c/c	m ²	8,042.00

Code	Description	Unit	Rate (LKR)
	Eave ceiling		
CP09	Asbestos eaves Ceiling , fixed with iron nails to 50 x 50mm joists at 600 mm c/c & 50 x 50 mm bearers at 600mm c/c of Imported timber prepared by using multi purpose wood working machine,Rate to include 1 1/2" x 1/2" beading , 1 1/2" x 1 1/2" moulding. Applying one coat of wall fillar & two coats emulsion paint to Ceiling Sheet. One coat aluminium primer, two coat enamel paint to beading & moulding & two coats of wood preservative for timber frame. use 1 1/2" iron screws for moulding & Beading at 600mm c/c	m ²	7,737.00
CP10	Asbestos eaves Ceiling , fixed with iron nails to 50 x 50mm joists at 600 mm c/c & 50 x 50 mm bearers at 600mm c/c of Imported timber prepared by using multi purpose wood working machine,Rate to include 1 1/2" x 1/2" beading , 1 1/2" x 1 1/2" moulding. Applying one coat of wall fillar & two coats emulsion paint to Ceiling Sheet. One coat aluminium primer, two coat enamel paint to beading & moulding & two coats of wood preservative for timber frame. use 1 1/2" brass screws for moulding & Beading at 600mm c/c	m ²	7,866.00
CP11	Asbestos eaves Ceiling , flat, fixed with iron nails to 50 x 50 mm joists @ 600 mm C/C & 50x 50mm bearers of Imported timber prepared by using multi purpose wood working machine.Rate to including 1 1/2" x 1/2" beading & 1 1/2" x 1 1/2" moulding. Applying one coat of wall fillar & two coats of emulsion paint to ceiling sheet.One coat of aluminium primer, two coats of enamel paint to beading & moulding(Preservation of timber is achieved by Vacuum Pressure Impregnation of the timber with preservatives, Sush as CCB that are registered by register of pesticides for protection against wood destroying agents such as wood bores, fungi and termites (Execution according to the Manufacturers specifications) BI Commodities & Logistics Pvt Ltd. certificate for vacuum pressure of timber should be submitted for payment.1 1/2" iron screws for moulding & Beading at 600mm c/c	m ²	7,732.00
CP12	Asbestos eaves Ceiling , flat, fixed with iron nails to 50 x 50 mm joists @ 600 mm C/C & 50x 50mm bearers of Imported timber prepared by using multi purpose wood working machine.Rate to including 1 1/2" x 1/2" beading & 1 1/2" x 1 1/2" moulding. Applying one coat of wall fillar & two coats of emulsion paint to ceiling sheet.One coat of aluminium primer, two coats of enamel paint to beading & moulding(Preservation of timber is achieved by Vacuum Pressure Impregnation of the timber with preservatives, Sush as CCB that are registered by register of pesticides for protection against wood destroying agents such as wood bores, fungi and termites (Execution according to the Manufacturers specifications) BI Commodities & Logistics Pvt Ltd. certificate for vacuum pressure of timber should be submitted for payment.1 1/2" brass screws for moulding & Beading at 600mm c/c	m ²	7,861.00

Code	Description	Unit	Rate (LKR)
	Lunumidella ceiling		
CP13	Supplying & Fixing 100x50 mm imported timber joist at 600mm c/c, 150mm x 16 to 18mm thick tongue & groove "Lunumedella" ceiling planks, fixed horizontal on imported timber joist with 1 1/2" iron nails.Rate to include using multi purpose wood working machine for preparing timber & applying 2 coats of wood preservatives to timber frame & both sides of the ceiling planks.	m ²	7,157.00
CP14	Supplying & Fixing 100x50 mm imported timber joist at 600mm c/c & fixing available 150x 16 to 18mm thick "Lunumedella" ceiling planks horizontally on joist with 1 1/2" iron nails..Rate to include using multi purpose wood working machine for preparing timber & applying 2 coats of wood preservatives to timber frame & both sides of the ceiling flanks.(for minor repairs only)	m ²	5,884.00
CP15	Fixing available 100x50mm imported timber joist at 600mm c/c & available 150 x 16 to 18mm thick tongue & groove "Lunumedella" ceiling planks, fixing horizontal with new 1 1/2" iron nails.Rate to include using multi purpose wood working machine for preparing timber & applying 2 coats of wood preservatives to timber frame & both sides of the ceiling flanks.	m ²	2,669.00
CP16	Ceiling, Lunmidella 150 x 16 to 18mm thick planed, lapped and nailed to existing frame or underside of rafters, above 1 square (Fillets paid for separately)Rate to include applying 2 coats of wood preservatives to timber frame & both sides of the ceiling planks.	m ²	3,775.00
CP17	Ceiling lunumidella 6"x3/4" planks tongue & groove to frame work consists of 100 x50 mm joist in Imported timber. (Rate to include Preservation of timber is achieved by Vacuum Pressure Impregnation of the timber with preservatives, Sush as CCB that are registered by register of pesticides for protection against wood destroying agents such as wood bores, fungi and termites (Execution according to the Manufacturers specifications)(Finlay Rentokil Ceylon (Pvt) Limited) certificate for vacuum pressure of timber should be submitted for payment.	m ²	7,378.00
Doors -Ledge & braced doors			
CP18	Ledged, braced and battened door with 100x75mm Imported timber frame fixed with mortice & tenon jionts.Ginisapu timber class 11 sash 20mm thick (finished size) with 75mm to 100mm wide batten shall be planed smooth and fixed each other with rebated (rebated at least 12mm) joints.25mm Thick ledges & braces fixed to the inside faces of battens with 1 1/2" iron screws (20nr screws for each ledge, 14nr screws for each brace). Ledge shall be 175mm wide & brace 125mm wide unless otherwise specified in Ginisapu timber, complete with 6" brass barrel bolt inside, 6" stainless steel door barrel bolt with padlock clasp out side, 1" padlock & T hinges 75x150mm (frame 2'-6"x 6'-6", sash 2'-1/2"x 6'-31/2")As per detailed drawing Draw No/SPES/Rate23/Cp-18	m ²	29,599.00

Code	Description	Unit	Rate (LKR)
CP19	Door or window ledge,braced & battened sash only in Ginisapu timber class 11 sash 20mm thick (finished size) with 75mm to 100mm wide batten shall be planed smooth and fixed each other with rebated (rebated at least 12mm) joints.25mm Thick ledges & braces fixed to the inside faces of battens with 1 1/2" iron screws (20nr screws for each ledge, 14nr screws for each brace). Ledge shall be 175mm wide & brace 125mm wide unless otherwise specified in Ginisapu timber, complete with 6" brass barrel bolt inside, 6" stainless steel door barrel bolt with padlock clasp out side,2" padlock & 75x150mm T hinges (sash 2'-1/2"x 6'-21/2")Draw No/SPES/Rate23/Cp-18	m ²	21,072.00
CP20	100x75mm Imported timber frame for ledge & brace door fixed with mortice & tenon joints.Rate to include fixing in position.Draw No/SPES/Rate23/Cp-18	m ²	15,195.00
Pannelled doors			
CP21	Doors panelled with 4"x3" frames and 1 1/8" - 1 1/4" (28-26mm) sashes in Jack timber fixed complete with new furniture (3 nrs 5"x3" Butt hinges, 01 nr 12" skelton bolt,01 nr 6" barrel bolt, Union Mortice lock made in England (5 years warenty)(3' - 3" x 7' - 0" (990x2133mm)size)- Single hung door..As per detailed drawing Draw No/SPES/Rates23/Cp-21	m ²	50,762.00
CP22	Doors panelled with 4"x3" frames and 1 1/8" - 1 1/4" sashes in Jack timber fixed complete with new furniture (3 nrs 5"x3" Butt hinges, 01 nr 12" skelton bolt,01 nr 6" barrel bolt, Union Mortice lock made in England (5 years warenty)) Rate to include one coat of primer & two coats of enamel paint. - Single hung door. Draw No/SPES/Rates23/Cp-21	m ²	56,331.00
CP23	Doors panelled with 4"x3" frames and 1 1/8" - 1 1/4" sashes in Jack timber fixed complete with new furniture (3 nrs 5"x3" Butt hinges, 01 nr 12" skelton bolt,01 nr 6" barrel bolt, Union Mortice lock made in England (5 years warenty)) Rate to include prepare and painting new woodwork, with two coats of water base protective exterior wood stain and two coats of exterior top coat clear(30% or 60% Gloss) after preparing surface (Nipolac, Master paint,Jkem, Dulux). (3' - 3" x 7' - 0" size) - Single hung door.Draw No/SPES/Rates23/Cp-21	m ²	56,700.00
CP24	Doors panelled with 4"x3" frames and 1 1/8" - 1 1/4" sashes in Jack timber fixed complete with new furniture (3 nrs 5"x3" Butt hinges, 01 nr 12" skelton bolt,01 nr 6" barrel bolt, Union Mortice lock made in England (5 years warenty) Rate to include prepare and painting new woodwork, with two coats of water base protective exterior hydro plus preservative wood stain and two coats of hydro plus preservative exterior top coat clear(30% or 60% Gloss) after preparing surface (Sayerlack or equivalent) (3' - 3" x 7' - 0" size)- Single hung door.Draw No/SPES/Rates23/Cp-21	m ²	57,499.00

Code	Description	Unit	Rate (LKR)
CP25	Door frame preparing 100x75mm jak timber supplied & fixed in position.(3'-3"x7'-0")Draw No/SPES/Rates23/Cp-21	m ²	15,245.00
CP26	Doors 1 1/8" - 1 1/4" thick panelled sash only Jack timber fixed complete with new furniture including "Union Mortice lock made in England (5 years warenty) ,5" x3"brass hinges, Brass skeleton bolts 12", Brass barrel bolts 6" excluding painting(1/ 862x2035mm)Draw No/SPES/Rates23/Cp-21	m ²	42,953.00
CP27	Door 1 1/8" - 1 1/4" thick panelled sash only Jack timber fixed complete with new furniture including 5" x3" brass hinges, Brass skeleton bolts 12", Brass barrel bolts 6" ,With out mortise Lock & excluding painting. Draw No/SPES/Rates23/Cp-21	m ²	37,822.00
CP28	Doors 1 1/8" - 1 1/4" thick fully panelled sash onlyJack timber fixed complete with new furniture including "Union mortise" door lock with five year warenty ,5" x3" brass hinges, Brass skeleton bolts 10", Brass barrel bolts 6" fixed complete with brass fittings.(same as Cp-24) & apply one coat of primer and two coats of enamel paint. Draw No/SPES/Rates23/Cp-21	m ²	48,524.00
CP29	Doors 1 1/8" - 1 1/4" thick fully panelled sash onlyJack timber fixed complete with new furniture including "Union mortise" door lock with five year warenty ,4" x3" brass hinges, Brass skeleton bolts 10", Brass barrel bolts 6" fixed complete with brass fittings & with two coats of water base protective exterior wood stain and two coats of exterior top coat clear(30% or 60% Gloss) after preparing surface (Nipolac, Master paint,Jkem, Dulux). Draw No/SPES/Rates23/Cp-21	m ²	48,893.00
CP30	Doors 1 1/8" - 1 1/4" thick fully panelled sash onlyJack timber fixed complete with new furniture including "Union mortise" door lock with five year warenty ,4" x3" brass hinges, Brass skeleton bolts 10", Brass barrel bolts 6" fixed complete with brass fittings. Rate to include prepare and painting new woodwork, with two coats of water base protective exterior hydro plus preservative wood stain and two coats of hydro plus preservative exterior top coat clear(30% or 60% Gloss) after preparing surface (Sayerlack or equivalent).Draw No/SPES/Rates23/Cp-21	m ²	49,691.00
CP31	2'-6" x 6'-9" - 1 1/4" thick plywood marine sash (Gintota) single (ordinary finish) hung on prepared 4"x3" jak timber frame and complete with brass furniture. (3 nrs 4" x3" Butt hinges, 01 nr 12" skelton bolt,01 nr 6" barrel bolt, Union Mortice lock with 5 year warenty...etc)	m ²	29,048.00

Code	Description	Unit	Rate (LKR)
Pannelled door with louvered on top			
CP32	Doors panelled with 4"x3" frames and 1 1/8" - 1 1/4" (28-26mm) thick sashes (862x2.035mm) and 20mm thk: 115mm wide 4 nr timber louvered on top, in Jack timber fixed complete with new furniture (3 nrs 5"x3" Butt hinges, 01 nr 12" skelton bolt, 01 nr 6" barrel bolt, Union Mortice lock(5 years warenty)(3' - 3" x 7' - 0" (990x2500mm)size)- Single hung door.. Draw No/SPES/Rates23/Cp-32	m ²	47,126.00
CP33	Doors panelled with 4"x3" frames and 1 1/8" - 1 1/4" (28-26mm) thick sashes (862x2.035mm) and 20mm thk: 115mm wide 4 nr timber louvered on top, in Jack timber fixed complete with new furniture (3 nrs 5"x3" Butt hinges, 01 nr 12" skelton bolt, 01 nr 6" barrel bolt, Union Mortice lock(5 years warenty)Rate to include one coat of primer & two coats of enamel paint. - Single hung door. (990x2500mm)- Single hung door.. Draw No/SPES/Rates23/Cp-32	m ²	53,110.00
CP34	Doors panelled with 4"x3" frames and 1 1/8" - 1 1/4" (28-26mm) thick sashes (862x2.035mm) and 20mm thk: 115mm wide 4 nr timber louvered on top, in Jack timber fixed complete with new furniture (3 nrs 5"x3" Butt hinges, 01 nr 12" skelton bolt, 01 nr 6" barrel bolt, Union Mortice lock(5 years warenty)Rate to include two coats of water base protective exterior wood stain and two coats of exterior top coat clear(30% or 60% Gloss) after preparing surface (Nipolac, Master paint, Jkem, Dulux)(990x2500mm)- Single hung door..As per detailed drawing SPES/Rates23/Cp-32	m ²	53,506.00
CP35	Doors panelled with 4"x3" frames and 1 1/8" - 1 1/4" (28-26mm) thick sashes (862x2.035mm) and 20mm thk: 115mm wide 4 nr timber louvered on top, in Jack timber fixed complete with new furniture (3 nrs 5"x3" Butt hinges, 01 nr 12" skelton bolt, 01 nr 6" barrel bolt, Union Mortice lock(5 years warenty)Rate to include two coats of water base protective exterior hydro plus preservative wood stain and two coats of hydro plus preservative exterior top coat clear(30% or 60% Gloss) after preparing surface (Sayerlack or equivalent).(990x2500mm)- Single hung door..As per detailed drawing SPES/Rates23/Cp-32	m ²	54,364.00
Double hung pannelled doors			
CP36	Double hunge panelled Doors with 100x75mm frame and 1 1/8" - 1 1/4" (28-26mm) thk. door sashes(2 / 546 x2035mm) ,(Jack timber) fixed complete with new furniture (6 nrs 5"x3" Butt hinges, 01 nr 12" skelton bolt, 01 nr 6" barrel bolt, Double Hunge Union Mortice lock with 5 year warenty...etc) (all complete (Door frame 1200x2100mm size)- Double hung door.Draw No/SPES/Rates23/Cp-36	m ²	55,414.00

Code	Description	Unit	Rate (LKR)
CP37	Double hunge panelled Doors with 100x75mm frame and 1 1/8" - 1 1/4" (28-26mm) thk. door sashes(2 / 546 x2035mm) ,(Jack timber) fixed complete with new furniture (6 nrs 5"x3" Butt hinges, 01 nr 12" skelton bolt,01 nr 6" barrel bolt, Double Hunge Union Mortice lock with 5 year warenty...etc) (all complete (Door frame 1200x2100mm size)- Double hung door. Rate to include one coat of primer & two coats of enemal paint.Draw No/SPES/Rates23/Cp-34	m ²	61,807.00
CP38	Double hunge panelled Doors with 100x75mm frame and 1 1/8" - 1 1/4" (28-26mm) thk. door sashes(2 / 546 x2035mm) ,(Jack timber) fixed complete with new furniture (6 nrs 5"x3" Butt hinges, 01 nr 12" skelton bolt,01 nr 6" barrel bolt, Double Hunge Union Mortice lock with 5 year warenty...etc) (all complete (Door frame 1200x2100mm size)- Double hung door. Rate to include two coats of water base protective exterior wood stain and two coats of exterior top coat clear(30% or 60% Gloss) after preparing surface (Nipolac, Master paint,Jkem, Dulux)Draw No/SPES/Rates23/Cp-34	m ²	62,230.00
CP39	Double hunge panelled Doors with 100x75mm frame and 1 1/8" - 1 1/4" (28-26mm) thk. door sashes(2 / 546 x2035mm) ,(Jack timber) fixed complete with new furniture (6 nrs 5"x3" Butt hinges, 01 nr 12" skelton bolt,01 nr 6" barrel bolt, Double Hunge Union Mortice lock with 5 year warenty...etc) (all complete (Door frame 1200x2100mm size)- Double hung door. Rate to include two coats of water base protective exterior hydro plus preservative wood stain and two coats of hydro plus preservative exterior top coat clear(30% or 60% Gloss) after preparing surface (Sayerlack or equivalent) Draw No/SPES/Rates23/Cp-34	m ²	63,147.00
Pannelled door with louvered on top			
CP40	Double hunge panelled Doors with 100x75mm frame and 1 1/8" - 1 1/4" (28-26mm) thk. door sashes(2 / 706 x2050mm) and 20mm thk: 115mm wide 4 nr timber louvered on top,(Jack timber) fixed complete with new furniture (6 nrs 5"x3" Butt hinges, 01 nr 12" skelton bolt,01 nr 6" barrel bolt, Double Hunge Union Mortice lock(5 year warenty) (all complete (Door frame 1524x2500mm size)- Double hung door.Draw No/SPES/Rates23/Cp-40	m ²	43,581.00
CP41	Double hunge panelled Doors with 100x75mm frame and 1 1/8" - 1 1/4" (28-26mm) thk. door sashes(2 / 706 x2050mm) and 20mm thk: 115mm wide 4 nr timber louvered on top,(Jack timber) fixed complete with new furniture (6 nrs 5"x3" Butt hinges, 01 nr 12" skelton bolt,01 nr 6" barrel bolt, Double Hunge Union Mortice lock with 5 year warenty...etc) (all complete (Door frame 1524x2500mm size)- Double hung door. Rate to including one coat of primer & two coats of enemal paint.Draw No/SPES/Rates23/Cp-40	m ²	49,601.00

Code	Description	Unit	Rate (LKR)
CP42	Double hunge panelled Doors with 100x75mm frame and 1 1/8" - 1 1/4" (28-26mm) thk. door sashes(2 / 706 x2050mm) and 20mm thk: 115mm wide 4 nr timber louvered on top,(Jack timber) fixed complete with new furniture (6 nrs 5"x3" Butt hinges, 01 nr 12" skelton bolt,01 nr 6" barrel bolt, Double Hunge Union Mortice lock with 5 year warenty...etc) (all complete (Door frame 1524x2500mm size)- Double hung door. Rate to include two coats of water base protective exterior wood stain and two coats of exterior top coat clear(30% or 60% Gloss) after preparing surface (Nipolac, Master paint,Jkem, Dulux)Draw No/SPES/Rates23/Cp-40	m ²	49,999.00
CP43	Double hunge panelled Doors with 100x75mm frame and 1 1/8" - 1 1/4" (28-26mm) thk. door sashes(2 / 706 x2050mm) and 20mm thk: 115mm wide 4 nr timber louvered on top,(Jack timber) fixed complete with new furniture (6 nrs 5"x3" Butt hinges, 01 nr 12" skelton bolt,01 nr 6" barrel bolt, Double Hunge Union Mortice lock with 5 year warenty...etc) (all complete (Door frame 1524x2500mm size)- Double hung door. Rate to include two coats of water base protective exterior hydro plus preservative wood stain and two coats of hydro plus preservative exterior top coat clear(30% or 60% Gloss) after preparing surface (Sayerlack or equivalent) Draw No/SPES/Rates23/Cp-40	m ²	50,862.00
Windows Panelled			
CP44	Window fully Panneld 2100x 1200mm overall with "Jack timber" 100x75mm frame comprising,2 nr 94 x 69mm mullions,3 nr openable panelled sash (25mm thk),including 1 3/4" to 1 1/2" window ring, 10"casement stay, casement fastener, 4"x2" butt hinges.excluding painting(approved quality brass fittings)Draw No/SPES/Rates23/Cp-44	m ²	56,615.00
CP45	Window fully Panneld 2100x 1200mm overall with "Jack timber" 100x75mm frame comprising,2nr 94 x 69mm mullions,3 nr open able sash (25mm thk), including 13/4" to 11/2" window ring, 10"casement stay, casement fastener, 4"x2" butt hinges...etc. Rate to Include one coat of primer & two coats of enemal paint(approved quality brass fittings)Draw No/SPES/Rates23/Cp-44	m ²	63,008.00
CP46	Window fully Panneld 2100x 1200mm overall with "Jack timber" 100x75mm frame comprising,2nr 94 x 69mm mullions,3 nr open able sash (25mm thk) including 13/4" to 11/2" window ring, 10"casement stay, casement fastener, 4"x2" butt hinges...etc.Rate to include two coats of water base protective exterior wood stain and two coats of exterior top coat clear(30% or 60% Gloss) after preparing surface (Nipolac, Master paint,Jkem, Dulux)(approved quality brass fittings)Draw No/SPES/Rates23/Cp-44	m ²	63,431.00

Code	Description	Unit	Rate (LKR)
CP47	Window fully Panneld 2100x 1200mm overall with "Jack timber" 100x75mm frame comprising,2nr 94 x 69mm mullions,3 nr open able sash (25mm thk), including 13/4" to 11/2" window ring, 10"casement stay, casement fastener, 4"x2" butt hinges...etc).Rate to include two coats of water base protective exterior hydro plus preservative wood stain and two coats of hydro plus preservative exterior top coat clear(30% or 60% Gloss) after preparing surface (Sayerlack or equivalent) (approved quality brass fittings)Draw No/SPES/Rates23/Cp-44	m ²	64,347.00
CP48	Window fully Panneld 1425 x 1200mm overall with "Jack timber" 100x75mm frame comprising,1nr 94 x 69mm mullions,2 nr open able sash (25mm thk), including 13/4" to 11/2" window ring, 10"casement stay, casement fastener, 4"x2" butt hinges...etc excluding painting(approved quality brass fittings)Draw No/SPES/Rates23/Cp-48	m ²	56,755.00
CP49	Window fully Panneld 1425 x 1200mm overall with "Jack timber" 100x75mm frame comprising,1nr 94 x 69mm mullions,2 nr open able sash (25mm thk), including 13/4" to 11/2" window ring, 10"casement stay, casement fastener, 4"x2" butt hinges...etc Rate to include apply one coat of primer and two coats of enamel paint. (3 / 622x1072mm) (approved quality brass fittings)Draw No/SPES/Rates23/Cp-48	m ²	62,324.00
CP50	Window fully Panneld 1425 x 1200mm overall with "Jack timber" 100x75mm frame comprising,1nr 94 x 69mm mullions,2 nr open able sash (25mm thk), including 13/4" to 11/2" window ring, 10"casement stay, casement fastener, 4"x2" butt hinges...etc. Rate to include two coats of water base protective exterior wood stain and two coats of exterior top coat clear(30% or 60% Gloss) after preparing surface (Nipolac, Master paint,Jkem, Dulux)(3 / 622x1072mm) (approved quality brass fittings)Draw No/SPES/Rates23/Cp-48	m ²	62,693.00
CP51	Window fully Panneld 1425 x 1200mm overall with "Jack timber" 100x75mm frame comprising,1nr 94 x 69mm mullions,2 nr open able sash (25mm thk), including 13/4" to 11/2" window ring, 10"casement stay, casement fastener, 4"x2" butt hinges...etc.Rate to include two coats of water base protective exterior hydro plus preservative wood stain and two coats of hydro plus preservative exterior top coat clear(30% or 60% Gloss) after preparing surface (Sayerlack or equivalent) (approved quality brass fittings) Draw No/SPES/Rates23/Cp-48	m ²	63,491.00
CP52	1" - 1 1/8" thick fully panelled window sashes (25mm thk) only (Jack timber) fixed complete with brass fittings.(Including casement fastener, brass ring,6" butt hinge....etc) excluding painting. (approved quality brass fittings)Draw No/SPES/Rates23/Cp-48	m ²	41,212.00

Code	Description	Unit	Rate (LKR)
CP53	1" - 1 1/8" thick fully panelled window sashes (25mm thk) only (Jack timber) fixed complete with brass fittings.(Including casement fastener, brass ring,6" butt hinge....etc) Rate to include apply one coat of primer and two coats of enamel paint. (3 / 622x1072mm) (approved quality brass fittings)Draw No/SPES/Rates23/Cp-48	m ²	46,781.00
CP54	1" - 1 1/8" thick fully panelled window sashes (25mm thk) only (Jack timber) fixed complete with brass fittings.(Including casement fastener, brass ring,6" butt hinge....etc) Rate to include two coats of water base protective exterior wood stain and two coats of exterior top coat clear(30% or 60% Gloss) after preparing surface (Nipolac, Master paint,Jkem, Dulux)(3 / 622x1072mm) (approved quality brass fittings)Draw No/SPES/Rates23/Cp-48	m ²	47,150.00
CP55	1" - 1 1/8" thick fully panelled window sashes (25mm thk) only (Jack timber) fixed complete with brass fittings.(Including casement fastener, brass ring,6" butt hinge....etc)Rate to include two coats of water base protective exterior hydro plus preservative wood stain and two coats of hydro plus preservative exterior top coat clear(30% or 60% Gloss) after preparing surface (Sayerlack or equivalent) (3 / 622x1072mm) (approved quality brass fittings)Draw No/SPES/Rates23/Cp-48	m ²	47,949.00
Glazed windows			
CP56	Window glazed 2100 x 1200mm overall with "Jack timber" 100x75mm frame comprising,2nr 94 x 69mm mullions,3 nr openable sash (25mm thk), 3 mm thk clear glass including 13/4" to 11/2" window ring, 10"casement stay, casement fastener, 4"x2" butt hinges...etc excluding painting(approved quality brass fittings)Draw No/SPES/Rates23/Cp-56	m ²	61,181.00
CP57	Window glazed 2100x 1200mm overall with "Jack timber" 100x75mm frame comprising,2nr 94 x 69mm mullions,3 nr openable sash (25mm thk), 3 mm thk clear glass including 13/4" to 11/2" window ring, 10"casement stay, casement fastener, 4"x2" butt hinges...etc .Rate to Include one coat of primer & two coats of enemal paint(approved quality brass fittings)Draw No/SPES/Rates23/Cp-56	m ²	65,155.00
CP58	Window glazed 2100x 1200mm overall with "Jack timber" 100x75mm frame comprising,2nr 94 x 69mm mullions,3 nr openable sash (25mm thk), 3 mm thk clear glass including 13/4" to 11/2" window ring, 10"casement stay, casement fastener, 4"x2" butt hinges...etc .Rate to Include two coats of water base protective exterior wood stain and two coats of exterior top coat clear(30% or 60% Gloss) after preparing surface (Nipolac, Master paint,Jkem, Dulux)(approved quality brass fittings)Draw No/SPES/Rates23/Cp-56	m ²	65,418.00

Code	Description	Unit	Rate (LKR)
CP59	Window glazed frame 2100x 1200mm overall with "Jack timber" 100x75mm frame comprising,2nr 94 x 69mm mullions,3 nr openable sash (25mm thk), 3 mm thk clear glass including 13/4" to 11/2" window ring, 10"casement stay, casement fastener, 4"x2" butt hinges...etc .Rate to Include two coats of water base protective exterior hydro plus preservative wood stain and two coats of hydro plus preservative exterior top coat clear(30% or 60% Gloss) after preparing surface (Sayerlack or equivalent) (approved quality brass fittings)Draw No/SPES/Rates23/Cp-56	m ²	65,987.00
CP60	Window glazed 1425 x 1200mm overall with "Jack timber" 100x75mm frame comprising,2nr 94 x 69mm mullions,2 nr openable sash (25mm thk), 3 mm thk clear glass including 13/4" to 11/2" window ring, 10"casement stay, casement fastener, 4"x2" butt hinges...etc excluding painting(approved quality brass fittings)Draw No/SPES/Rates23/Cp-60	m ²	48,915.00
CP61	Window glazed 1425 x 1200mm overall with "Jack timber" 100x75mm frame comprising,2nr 94 x 69mm mullions,2 nr openable sash (25mm thk), 3 mm thk clear glass including 13/4" to 11/2" window ring, 10"casement stay, casement fastener, 4"x2" butt hinges...etc. Rate to Include one coat of primer & two coats of enamel paint(approved quality brass fittings)Draw No/SPES/Rates23/Cp-60	m ²	52,008.00
CP62	Window glazed 1425 x 1200mm overall with "Jack timber" 100x75mm frame comprising,2nr 94 x 69mm mullions,2 nr openable sash (25mm thk), 3 mm thk clear glass including 13/4" to 11/2" window ring, 10"casement stay, casement fastener, 4"x2" butt hinges...etc. Rate to Include two coats of water base protective exterior wood stain & two coats of exterior top coat clear(30% or 60% Gloss) after preparing surface (Nipolac, Master paint,Jkem, Dulux)(approved quality brass fittings)Draw No/SPES/Rates23/Cp-60	m ²	52,213.00
CP63	Window glazed 1425 x 1200mm overall with "Jack timber" 100x75mm frame comprising,2nr 94 x 69mm mullions,2 nr openable sash (25mm thk), 3mm thk clear glass including 13/4" to 11/2" window ring, 10"casement stay, casement fastener, 4"x2" butt hinges...etc. Rate to Include two coats of water base protective exterior hydro plus preservative wood stain and two coats of hydro plus preservative exterior top coat clear(30% or 60% Gloss) after preparing surface (Sayerlack or equivalent) (approved quality brass fittings)Draw No/SPES/Rates23/Cp-60	m ²	52,657.00
CP64	Window frame 2100x 1200mm overall with "Jack timber" 100x75mm frame comprising,2nr 94 x 69mm mullions.Draw No/SPES/Rates23/Cp-56	m ²	23,621.00

Code	Description	Unit	Rate (LKR)
CP65	Window frame 1425x 1200mm overall with "Jack timber" 100x75mm frame comprising,2nr 94 x 69mm mullions.Draw No/SPES/Rates23/Cp-60	m ²	24,932.00
CP66	Glazed window sash - Openable sash in jack timber (25mm thk), 3 mm thk clear glass including 13/4" to 11/2" window ring, 10"casement stay, casement fastener, 4"x2" butt hinges...etc excluding painting. (3 / 622x 1072mm)(approved quality brass fittings)Draw No/SPES/Rates23/Cp-56	m ²	30,209.00
CP67	Window glazed 2100 x 1981mm overall with "Jack timber" 100x75mm frame comprising,2nr 94 x 69mm mullions,3 nr openable sash (25mm thk), 3 mm thk clear glass & 20mm thk: 115mm wide 4 nr timber louvered on top,(Jack timber) including 13/4" to 1 1/2" window ring, 10"casement stay, casement fastener, 4"x2" butt hinges...etc excluding painting(approved quality brass fittings)Draw No/SPES/Rates23/Cp-67	m ²	43,132.00
CP68	Window glazed 2100x 1981mm overall with "Jack timber" 100x75mm frame comprising,2nr 94 x 69mm mullions,3 nr openable sash (25mm thk), 3 mm thk clear glass & 20mm thk: 115mm wide 4 nr timber louvered on top,(Jack timber) including 13/4" to 11/2" window ring, 10"casement stay, casement fastener, 4"x2" butt hinges...etc..Rate to Include one coat of primer & two coats of enamel paint(approved quality brass fittings)SPES/Rates23/Cp-67	m ²	47,323.00
CP69	Window glazed 2100x 1981mm overall with "Jack timber" 100x75mm frame comprising,2nr 94 x 69mm mullions,3 nr openable sash (25mm thk), 3 mm thk clear glass & 20mm thk: 115mm wide 4 nr timber louvered on top,(Jack timber) including 13/4" to 11/2" window ring, 10"casement stay, casement fastener, 4"x2" butt hinges...etc..Rate to Include Rate to Include two coats of water base protective exterior wood stain and two coats of exterior top coat clear(30% or 60% Gloss) after preparing surface (Nipolac, Master paint,Jkem, Dulux)(approved quality brass fittings)Draw No/SPES/Rates23/Cp-67	m ²	47,601.00
CP70	Window glazed 2100x 1981mm overall with "Jack timber" 100x75mm frame comprising,2nr 94 x 69mm mullions,3 nr openable sash (25mm thk), 3 mm thk clear glass & 20mm thk: 115mm wide 4 nr timber louvered on top,(Jack timber) including 13/4" to 11/2" window ring, 10"casement stay, casement fastener, 4"x2" butt hinges...etc..Rate to Include Rate to Include two coats of water base protective exterior hydro plus preservative wood stain and two coats of hydro plus preservative exterior top coat clear(30% or 60% Gloss) after preparing surface (Sayerlack or equivalent) (approved quality brass fittings)Draw No/SPES/Rates23/Cp-67	m ²	48,202.00

Code	Description	Unit	Rate (LKR)
CP71	Window glazed 2100x 1575mm overall with "Jack timber" 100x75mm frame comprising,2nr 94 x 69mm mullions,3 nr openable sash (25mm thk), 3 mm thk clear glass & 20mm thk: 115mm wide 4 nr timber louvered on top,(Jack timber) including 13/4" to 11/2" window ring, 10"casement stay, casement fastener, 4"x2" butt hinges...etc excluding painting(approved quality brass fittings)Draw No/SPES/Rates23/Cp-71	m ²	47,337.00
CP72	Window glazed 2100x 1575mm overall with "Jack timber" 100x75mm frame comprising,2nr 94 x 69mm mullions,3 nr openable sash (25mm thk), 3 mm thk clear glass & 20mm thk: 115mm wide 4 nr timber louvered on top,(Jack timber) including 13/4" to 11/2" window ring, 10"casement stay, casement fastener, 4"x2" butt hinges...etc..Rate to Include one coat of primer & two coats of enamel paint(approved quality brass fittings)Draw No/SPES/Rates23/Cp-71	m ²	52,548.00
CP73	Window glazed 2100x 1575mm overall with "Jack timber" 100x75mm frame comprising,2nr 94 x 69mm mullions,3 nr openable sash (25mm thk), 3 mm thk clear glass & 20mm thk: 115mm wide 4 nr timber louvered on top,(Jack timber) including 13/4" to 11/2" window ring, 10"casement stay, casement fastener, 4"x2" butt hinges...etc..Rate to Include Rate to Include two coats of water base protective exterior wood stain and two coats of exterior top coat clear(30% or 60% Gloss) after preparing surface (Nipolac, Master paint,Jkem, Dulux)(approved quality brass fittings)Draw No/SPES/Rates23/Cp-71	m ²	52,893.00
CP74	Window glazed 2100x 1575mm overall with "Jack timber" 100x75mm frame comprising,2nr 94 x 69mm mullions,3 nr openable sash (25mm thk), 3 mm thk clear glass & 20mm thk: 115mm wide 4 nr timber louvered on top,(Jack timber) including 13/4" to 11/2" window ring, 10"casement stay, casement fastener, 4"x2" butt hinges...etc..Rate to Include Rate to Include two coats of water base protective exterior hydro plus preservative wood stain and two coats of hydro plus preservative exterior top coat clear(30% or 60% Gloss) after preparing surface (Sayerlack or equivalent) (approved quality brass fittings)Draw No/SPES/Rates23/Cp-71	m ²	53,640.00
CP75	Window glazed 1425x 1575mm overall with "Jack timber" 100x75mm frame comprising,1nr 94 x 69mm mullions,2 nr openable sash (25mm thk), 3 mm thk clear glass & 20mm thk: 115mm wide 4 nr timber louvered on top,(Jack timber) including 13/4" to 11/2" window ring, 10"casement stay, casement fastener, 4"x2" butt hinges...etc excluding painting(approved quality brass fittings)Draw No/SPES/Rates23/Cp-75	m ²	45,707.00

Code	Description	Unit	Rate (LKR)
CP76	Window glazed 1425x 1575mm overall with "Jack timber" 100x75mm frame comprising,1nr 94 x 69mm mullions,2 nr openable sash (25mm thk), 3 mm thk clear glass & 20mm thk: 115mm wide 4 nr timber louvered on top,(Jack timber) including 13/4" to 11/2" window ring, 10"casement stay, casement fastener, 4"x2" butt hinges...etc Rate to Include one coat of primer & two coats of enamel paint(approved quality brass fittings)Draw No/SPES/Rates23/Cp-75	m ²	50,517.00
CP77	Window glazed 1425x 1575mm overall with "Jack timber" 100x75mm frame comprising,1nr 94 x 69mm mullions,2 nr openable sash (25mm thk), 3 mm thk clear glass & 20mm thk: 115mm wide 4 nr timber louvered on top,(Jack timber) including 13/4" to 11/2" window ring, 10"casement stay, casement fastener, 4"x2" butt hinges...etc. Rate to Include Rate to Include two coats of water base protective exterior wood stain and two coats of exterior top coat clear(30% or 60% Gloss) after preparing surface (Nipolac, Master paint,Jkem, Dulux)(approved quality brass fittings)Draw No/SPES/Rates23/Cp-75	m ²	50,836.00
CP78	Window glazed 1425x 1575mm overall with "Jack timber" 100x75mm frame comprising,1nr 94 x 69mm mullions,2 nr openable sash (25mm thk), 3 mm thk clear glass & 20mm thk: 115mm wide 4 nr timber louvered on top,(Jack timber) including 13/4" to 11/2" window ring, 10"casement stay, casement fastener, 4"x2" butt hinges...etc. Rate to Include Rate to Include two coats of water base protective exterior hydro plus preservative wood stain and two coats of hydro plus preservative exterior top coat clear(30% or 60% Gloss) after preparing surface (Sayerlack or equivalent) (approved quality brass fittings)Draw No/SPES/Rates23/Cp-75	m ²	51,525.00
CP79	Window frame with louverwd on top, 2100 x 1981mm overall with "Jack timber" 100x75mm frame comprising,2nr 94 x 69mm mullions, 20mm thk: 115mm wide 4 nr timber louvered on top,(Jack timber)Draw No/SPES/Rates23/Cp-67	m ²	26,148.00
CP80	Window frame with louverwd on top, 2100 x 1575mm overall with "Jack timber" 100x75mm frame comprising,2nr 94 x 69mm mullions, 20mm thk: 115mm wide 4 nr timber louvered on top,(Jack timber)Draw No/SPES/Rates23/Cp-71	m ²	29,243.00
CP81	Window frame with louverwd on top, 1425x 1575mm overall with "Jack timber" 100x75mm frame comprising,2nr 94 x 69mm mullions, 20mm thk: 115mm wide 4 nr timber louvered on top,(Jack timber)Draw No/SPES/Rates23/Cp-75	m ²	27,917.00

Code	Description	Unit	Rate (LKR)
Glazed Fanlight			
CP82	Fanlight glazed 750 x 525mm overall with "Jack timber" 100x75mm frame comprising, 1 nr openable sash (25mm thk), 3 mm thk clear glass. including 13/4" to 11/2" window ring, 10" casement stay, fanlight catches, 4"x2" butt hinges...etc excluding painting (approved quality brass fittings) Draw No/SPES/Rates23/Cp-82	m ²	65,501.00
CP83	Fanlight glazed 750 x 525mm overall with "Jack timber" 100x75mm frame comprising, 1 nr openable sash (25mm thk), 3 mm thk clear glass, including 13/4" to 11/2" window ring, 10" casement stay, casement fastener, 4"x2" butt hinges...etc. Rate to Include one coat of primer & two coats of enamel paint (approved quality brass fittings) Draw No/SPES/Rates23/Cp-82	m ²	68,593.00
CP84	Fanlight glazed 750 x 525mm overall with "Jack timber" 100x75mm frame comprising, 1 nr openable sash (25mm thk), 3 mm thk clear glass, including 13/4" to 11/2" window ring, 10" casement stay, casement fastener, 4"x2" butt hinges...etc. Rate to Include Rate to Include two coats of water base protective exterior wood stain and two coats of exterior top coat clear (30% or 60% Gloss) after preparing surface (Nipolac, Master paint, Jkem, Dulux) (approved quality brass fittings) Draw No/SPES/Rates23/Cp-82	m ²	68,797.00
CP85	Fanlight glazed 750 x 525mm overall with "Jack timber" 100x75mm frame comprising, 1 nr openable sash (25mm thk), 3 mm thk clear glass, including 13/4" to 11/2" window ring, 10" casement stay, casement fastener, 4"x2" butt hinges...etc. Rate to Include Rate to Include two coats of water base protective exterior hydro plus preservative wood stain and two coats of hydro plus preservative exterior top coat clear (30% or 60% Gloss) after preparing surface (Sayerlack or equivalent) (approved quality brass fittings). Draw No/SPES/Rates23/Cp-82	m ²	69,241.00
CP86	Glazed fanlight (750 x 525mm) frame preparing 100x75mm "Jack timber" & fixed in position. Draw No/SPES/Rates23/Cp-82	m ²	41,776.00
CP87	Fanlight sash only in jak timber (25mm thk), 3 mm thk clear glass. including 13/4" to 11/2" window ring, 10" casement stay, fanlight catches, 4"x2" butt hinges...etc excluding painting (approved quality brass fittings) Draw No/SPES/Rates23/Cp-82	m ²	60,701.00
Glazed fanlight with louvered on top			
CP88	Fanlight glazed 750 x 900mm overall with "Jack timber" 100x75mm frame comprising, 1 nr openable sash (25mm thk), 3 mm thk clear glass & 20mm thk: 115mm wide 4 nr timber louvered on top, (Jack timber) including 13/4" to 11/2" window ring, 10" casement stay, casement fastener, 4"x2" butt hinges...etc excluding painting (approved quality brass fittings) Draw No/SPES/Rates23/Cp-82	m ²	64,543.00

Code	Description	Unit	Rate (LKR)
CP89	Fanlight glazed 750 x 900mm overall with "Jack timber" 100x75mm frame comprising, 1nr openable sash (25mm thk), 3 mm thk clear glass & 20mm thk: 115mm wide 4 nr timber louvered on top,(Jack timber) including 13/4" to 11/2" window ring, 10"casement stay, casement fastener, 4"x2" butt hinges...etc.Rate to Include one coat of primer & two coats of enamel paint.(approved quality brass fittings).SPES/Rates23/Cp-80	m ²	69,959.00
CP90	Fanlight glazed 750 x 900mm overall with "Jack timber" 100x75mm frame comprising, 1nr openable sash (25mm thk), 3 mm thk clear glass & 20mm thk: 115mm wide 4 nr timber louvered on top,(Jack timber) including 13/4" to 11/2" window ring, 10"casement stay, casement fastener, 4"x2" butt hinges...etc.Rate to Include Rate to Include two coats of water base protective exterior wood stain and two coats of exterior top coat clear(30% or 60% Gloss) after preparing surface (Nipolac, Master paint,Jkem, Dulux).SPES/Rates23/Cp-80	m ²	70,317.00
CP91	Fanlight glazed 750 x 900mm overall with "Jack timber" 100x75mm frame comprising, 1nr openable sash (25mm thk), 3 mm thk clear glass & 20mm thk: 115mm wide 4 nr timber louvered on top,(Jack timber) including 13/4" to 11/2" window ring, 10"casement stay, casement fastener, 4"x2" butt hinges...etc.Rate to Include Rate to Include two coats of water base protective exterior hydro plus preservative wood stain and two coats of hydro plus preservative exterior top coat clear(30% or 60% Gloss) after preparing surface (Sayerlack or equivalent) (approved quality brass fittings).SPES/Rates23/Cp-80	m ²	71,094.00
CP92	Imported timber Floor Boards,shall be 30mm in thick unless otherwise specified with grooved & tongued planks in equal width not exceeding 150mm with well broken & splayed heading joints.Flanks shall be fixed to the joints with 62mm (21/2") brass screws & screws head shall be counter sunk and holes filled with wax. Two screws being used for each 150mm flank whatever it crosses or end. Rate to include (Preservation of timber is achieved by Vacuum Pressure Impregnation of the timber with preservatives, using the latest technology Sush as CCB that are registered by register of pesticides for protection against wood destroying agents such as wood bores, fungi and termites (Execution according to the Manufacturers specifications)(BI Commodities & Logistics Pvt Ltd) certificate Should be submitted	m ²	30,031.00

Code	Description	Unit	Rate (LKR)
CP93	Timber stage with 125x50mm imported timber beams at 600mm c/c laid & fixed on wall & imported timber floor boards shall be 30mm thick unless otherwise specified with grooved & tongued planks in equal width not exceeding 150mm with well broken & splayed heading joints.planks shall be fixed to the joints with 62mm (2 1/2") brass screws & screw head shall be counter sunk & holes filled with wax.Two screws being used for each 150mm planks whatever it cross or end. Rate to include (Preservation of timber is achieved by Vacuum Pressure Impregnation of the timber with preservatives, using the latest technology such as CCB that are registered by register of pesticides for protection against wood destroying agents such as wood bores, fungi and termites (Execution according to the Manufacturers specifications)(BI Commodities & Logistics Pvt Ltd) certificate Should be submitted	m ²	35,449.00
CP94	Board, barge, valance, fascia, available fixed including cutting and minor repairs (fixed with 2" Iron Screw) .	m	214.00
CP95	Ceiling, asbestos sheet, cut and fixed on existing bearers, rafters or frames, (sheets available at site)	m ²	540.00
CP96	Ceiling, asbestos sheet, fixed with clout headed nails to existing bearers, rafter or frames including new Beadings 1 1/2"x1/2" , mouldings 1 1/2"x 1 1/2" (cover fillets)	m ²	1,915.00
CP97	Supplying and installation of suspended ceiling with Pre finished 7 mm thk gypsum board 600 x 600 mm, and 25 x 25 mm G.I .powder coated wall angles ,main tee brss , 600mm cross tee bars and necessary accessories, suspended to the roof frame with PVC coated wire gage 16. All complete as per the given instructions.	m ²	2,949.00
CP98	Supplying and installation of suspended ceiling with Pre finished 6 mm thk plastic board 600 x 600 mm, and 25 x 25 mm G.I .powder coated wall angles ,main tee brss , 600mm cross tee bars and necessary accessories, suspended to the roof frame with PVC coated wire gage 16. All complete as per the given instructions.	m ²	3,099.00

Rates for Construction & Repair Works
2025 Rates, Matara, Southern Province
Iron Monger

Code	Description	Unit	Rate (LKR)
IR01	Supplying and fixing 20'-0 span and 25 degree pitch steel roof truss for Calicut tile with 2 nrs 50 x 50 x 6 mm top and bottom chord and 1/50x50x6mm struts, Angle iron members 150mm long 75 x 75 x 6mm cleats, 6mm thick Gusset plates and 10mm thick base plates and shoe plate.and 100mm long 50 x 6 mm thk separeters. Rate to include applying one coat of metal primer , 2 coats of anti corrosive paint. (Different colours)(Applying paint under the T.O.'s supervision). All complete according to the Draw. No. SPES/Rate23/Ir-01 .	nr	126,994.00
IR02	Supplying and fixing 20'-0 span and 22 degree pitch steel roof truss for asbestos roof, with 2 nrs 50 x 50 x 6 mm top and bottom chord and 1/50x50x6mm struts, Angle iron members 75 x 75 x 6mm 150 mm long cleats, 6 mm thick Gusset plates and 10mm thick base plates and shoe plate. and 100mm long 50 x 6 mm thk separeters Rate to include applying one coat of metal primer , 2 coats of anticorrosive paint. (Applying paint under the T.O.'s supervision)(Different colours) Draw. No. SPES/Rate23/Ir-02 .	nr	124,243.00
IR03	Supplying and fixing 20'-0 span and 22 degree pitch with 900mm wide eaves with both side , steel roof truss for asbestos purlin roof, with 2 nrs 50 x 50 x 6 mm top and bottom chord and 1/50x50x6mm struts, Angle iron members 62 x 62 x 6mm 150 mm long cleats, 6 mm thick Gusset plates and 10mm thick base plates and shoe plate. and 100mm long 50 x 6 mm thk separeters . Rate to include applying one coat of metal primer , 2 coats of anticorrosive paint. (Applying paint under the T.O.'s supervision)(Different colours) Draw. No. SPES/Rate23/Ir-03.	nr	135,472.00
IR04	Supplying and fixing mild steel roof truss 25'-0 span centre to centre 22 degree pitch with 4'-0" wide eaves at both sides, of 2nr 50 x 50 x 6 mm angle as top and bottom bars 1 No 50 x 50 x 6 angle as strut and ties, 6mm thick gusset plates 10mm thick base plates and shoe plate, 3/4" dia M.S. rag bolts 62 x 62 x 6 mm size 150mm long puling cleats ,100mm long and 50 x 6 mm thick separators. Rate to include for fabricating, transport, hoisting fixing in position and applying one coat of metal primer , 2 coats of anticorrosive paint. (Applying paint under the T.O.'s supervision) (Different colours) Draw.No.SPES/Rate23/Ir-04.	nr	155,851.00
IR05	Supplying and fixing Mild steel roof truss 25'-0 span centre to centre 22 degree pitch of 2nr 50 x 50 x 6 mm angle as top and bottom bars 1 No 50 x 50 x 6 angle as strut and ties, 6mm thick gusset plates 10mm thick base plates and shoe plate, 3/4" dia M.S. rag bolts 75 x 75 x 6 mm size 6" long puling cleats ,100mm long and 50 x 6 mm thick separators. Rate to include for fabricating, transport, hoisting fixing in position and applying one coat of metal primer , 2 coats of anticorrosive paint. (Applying paint under the T.O.'s supervision)(Different colours)Draw.No.SPES/Rate23/Ir-05.	nr	139,888.00
IR06	Supplying and fixing Mild steel roof truss 25'-0 span centre to centre 25 degree pitch of 2 nr-50 x 50 x 6 mm angle as top and bottom chords 1 No 50 x 50 x 6 mm angle as strut and ties,6mm thick gusset plates 10mm thick base palates and shoe plates, 3/4" dia M.S. rag bolts 75x 75 x6 mm size 150mm long purlin cleats and 100x50 x 6 mm thick separeters. Rate to include for fabricating, transport, hoisting fixing in position and applying one coat of metal primer & 2 coats of anticorrosive paint (Applying paint under the T.O.'s supervision) Draw. No.SPES/Rate23/Ir-06.	nr	142,521.00

Code	Description	Unit	Rate (LKR)
IR07	Mild steel web truss (for asbestos roof) 6.00 m span centre to centre 22 degree pitch with 900 mm wide eaves at both sides, of 2nr 62 x 62 x 6 mm angle as top and bottom bars, 1 nrs 25 x 25 x6 mm angle as strut and tie, 6 mm thick gusset plates, 10mm thick base plates & shoe plates, 3/4" dia M.S. rag bolts 62.5 x 62.5 x 6 mm size 150mm long puling cleats , Rate to include for fabricating, transport, hoisting fixing in position and applying one coat of metal primer & two coats of anticorrosive paint (Applying paint under the T.O.'s supervision) for Asbestos roof with angle iron frame Draw.no.SPES/Rate23/Ir-07.	nr	175,636.00
IR08	Mild steel web truss (for asbestos roof) 6.00 m span centre to centre 22 degree pitch with 900 mm wide eaves at both sides, of 2nr 62 x 62 x 6 mm angle as top and bottom bars, 1 nrs 25 x 25 x6 mm angle as strut and tie, 6 mm thick gusset plates, 10mm thick base plates & shoe plates, 3/4" dia M.S. rag bolts 75 x 75 x 6 mm size 150mm long puling cleats , 100 mm long 50 x6 mm separators. Rate to include for fabricating, transport, hoisting fixing in position and applying one coat of metal primer & two coats of anticorrosive paint (Applying paint under the T.O.'s supervision) for Asbestos roof with angle iron frame Draw.No.SPES/Rate23/Ir-08 .	nr	176,620.00
IR09	Mild steel web truss (for asbestos purlin roof)30'-0 span centre to centre 22 degree pitch with 1200 mm wide eaves at both sides of 2nr 62 x 62 x 6 mm angle as top and bottom bars 25 x 25 x 6 mm as strut and ties, 6mm thick gusset plates 10mm thick base plates 3/4" dia M.S. rag bolts 62 x 62 x 6 mm size 6" long purlin cleats ,100 mm long 50 x 6 mm thick separators. Rate to include for fabricating, transport, hoisting fixing in position and applying one coat of metal primer two coats of anticorrosive paint (Applying paint under the T.O.'s supervision)(Different colour) (as per Draw.No.SPES/Rate23/Ir-09.	nr	222,733.00
IR10	Mild steel web truss(for asbestos angle iron purlin roof) 7500 mm span centre to centre 22 degree pitch with 1200 mm wide eaves at both sides of 2nr 62 x 62 x 6 mm angle as top and bottom bars 25 x 25 x 6 mm angleiron as strut and ties, 6 mm thick gusset plates 10 mm thick base plates 3/4" dia M.S. rag bolts 62 x 62 x 6 mm size 6" long puling cleats , 50 x 6 mm flat iron seperaters. Rate to include for fabricating, transport, hoisting fixing in position and applying one coat of metal primer & two coats of anticorrosive paint (Applying paint under the T.O.'s supervision)(different colour) (as per detail drawings draw. no.SPES/Rate23/Ir-10)	nr	197,153.00
IR11	Mild steel web truss(for asbestos timber purlin roof) 7500 mm span centre to centre 22 degree pitch with 1200 mm wide eaves at both sides of 2nr 62 x 62 x 6 mm angle as top and bottom bars 25 x 25 x 6 mm angleiron as strut and ties, 6 mm thick gusset plates 10 mm thick base plates 3/4" dia M.S. rag bolts 75 x 75 x 6 mm size 6" long purlin cleats , 50 x 6 mm flat iron seperaters. Rate to include for fabricating, transport, hoisting fixing in position and applying one coat of metal primer & two coats of anticorrosive paint (Applying paint under the T.O.'s supervision)(different colour) (as per detail draw.No. SPES/Rate23/Ir-11.	nr	194,948.00
IR12	Supplying and fixing Angle iron purlin 62 x 62 x6 mm angle iron purlin at maximum spacing of 3'-6" centre & maximum span of 10'-0" including necessary 300mm long, 50 x 50 x 6mm angle iron for inside & 300mm long 50 x 6 mm flat iron for out side of purlin joints , 1/2, dia 1 1/2" M.S bolt washers and nut etc. and application of one coat of metal primer & two coats of anticorrosive paint different clour in single storied Building. (Applying paint under the T.O.'s supervision) Draw. No.SPES/Rate23/Ir-12 .	m	3,474.00

Code	Description	Unit	Rate (LKR)
IR12a	Supplying and fixing Angle iron purlin 62 x 62 x6 mm angle iron purlin at maximum spacing of 3'-6" centre & maximum span of 10'-0" including necessary 300mm long, 50 x 50 x 6mm angle iron for inside & 300mm long 50 x 6 mm flat iron for out side of purlin joints , 1/2, dia 1 1/2" M.S bolt washers and nut etc. and application of one coat of metal primer & two coats of anticorrosive paint different clour in two storied Building. (Applying paint under the T.O.'s supervision) (Draw. No.SPES/Rate23/Ir-12).	m	3,475.00
IR12b	Supplying and fixing Angle iron purlin 62 x 62 x6 mm angle iron purlin at maximum spacing of 3'-6" centre & maximum span of 10'-0" including necessary 300mm long, 50 x 50 x 6mm angle iron for inside & 300mm long 50 x 6 mm flat iron for out side of purlin joints , 1/2, dia 1 1/2" M.S bolt washers and nut etc. and application of one coat of metal primer & two coats of anticorrosive paint different clour in three storied Building. (Applying paint under the T.O.'s supervision) (Draw. No.SPES/Rate23/Ir-12).	m	3,475.00
IR12c	Supplying and fixing Angle iron purlin 62 x 62 x6 mm angle iron purlin at maximum spacing of 3'-6" centre & maximum span of 10'-0" including necessary 300mm long, 50 x 50 x 6mm angle iron for inside & 300mm long 50 x 6 mm flat iron for out side of purlin joints , 1/2, dia 1 1/2" M.S bolt washers and nut etc. and application of one coat of metal primer & two coats of anticorrosive paint different clour in four storied Building. (Applying paint under the T.O.'s supervision) (Draw. No.SPES/Rate23/Ir-12).	m	3,475.00
IR13	Supplying fabricated and hoisting 50 x 50 x 6 mm double angle iron sleeper with 3 nr 16mm dia. 250mm long mild steel rod should be insert to 300 X 225 X 225 mm size 1:2:4 (3/4) concrete pad on gable wall. Including 100 mm long ,50 x 6 mm flat iron separaters at 2000 mm spacing & 150 mm long, 62 x 62 x6 mm angle iron cleat with one coat of metal primer & two coats of anticorrosive paint (Applying paint under the T.O.'s supervision)(different colours) - (Single storied building)(Draw.No.SPES/Rate23/Ir-13).	m	5,658.00
IR13a	Supplying fabricated and hoisting 50 x 50 x 6 mm double angle iron sleeper with 3 nr 16mm dia. 250mm long mild steel rod should be insert to 300 X 225 X 225 mm size 1:2:4 (3/4) concrete pad on gable wall. Including 100 mm long ,50 x 6 mm flat iron separaters at 2000 mm spacing & 150 mm long, 62 x 62 x6 mm angle iron cleat with one coat of metal primer & two coats of anticorrosive paint (Applying paint under the T.O.'s supervision)(different colours) - (Two storied building)(Draw.No.SPES/Rate23/Ir-13).	m	5,659.00
IR13b	Supplying fabricated and hoisting 50 x 50 x 6 mm double angle iron sleeper with 3 nr 16mm dia. 250mm long mild steel rod should be insert to 300 X 225 X 225 mm size 1:2:4 (3/4) concrete pad on gable wall. Including 100 mm long ,50 x 6 mm flat iron separaters at 2000 mm spacing & 150 mm long, 62 x 62 x6 mm angle iron cleat with one coat of metal primer & two coats of anticorrosive paint (Applying paint under the T.O.'s supervision)(different colours) - (Three storied building)(Draw.No.SPES/Rate23/Ir-13).	m	5,660.00
IR13c	Supplying fabricated and hoisting 50 x 50 x 6 mm double angle iron sleeper with 3 nr 16mm dia. 250mm long mild steel rod should be insert to 300 X 225 X 225 mm size 1:2:4 (3/4) concrete pad on gable wall. Including 100 mm long ,50 x 6 mm flat iron separaters at 2000 mm spacing & 150 mm long, 62 x 62 x6 mm angle iron cleat with one coat of metal primer & two coats of anticorrosive paint (Applying paint under the T.O.'s supervision)(different colours) - (Four storied building)(Draw.No.SPES/Rate23/Ir-13).	m	5,661.00

Code	Description	Unit	Rate (LKR)
IR14	Supplying making and fixing 200 long 50 x 6 mm thick. Flat iron Bracket for valance Board in eaves purlin at 30" c/c with necessary fillet weld including one coat of metal primer & two coats of Anticorrosive paint. (Single storied Building with out eave ceiling) Draw.No.SPES/Rate23/Ir-14 .	nr	925.00
IR14a	Supplying making and fixing 200 long 50 x 6 mm thick. Flat iron Bracket for valance Board in eaves purlin at 30" c/c with necessary fillet weld including one coat of metal primer & two coats of Anticorrosive paint. (Two storied Building with out eave ceiling) Draw.No.SPES/Rate23/Ir-14 .	nr	935.00
IR14b	Supplying making and fixing 200 long 50 x 6 mm thick. Flat iron Bracket for valance Board in eaves purlin at 30" c/c with necessary fillet weld including one coat of metal primer & two coats of Anticorrosive paint. (Three storied Building with out eave ceiling) Draw.No.SPES/Rate23/Ir-14 .	nr	945.00
IR14c	Supplying making and fixing 200 long 50 x 6 mm thick. Flat iron Bracket for valance Board in eaves purlin at 30" c/c with necessary fillet weld including one coat of metal primer & two coats of Anticorrosive paint. (Four storied Building with out eave ceiling) Draw.No.SPES/Rate23/Ir-14 .	nr	956.00
IR15	Supplying making and fixing 200 long 50 x 6 mm thick. Flat iron Bracket for valance Board in eaves purlin at 30" c/c with necessary fillet weld & 50 mm long 50 x 50 x 6 mm angle iron welded to bracket end for holding eave ceiling timber including one coat of metal primer & two coats of Anticorrosive paint. (Single storied Building with eave ceiling) Draw. No.SPES/Rate23/Ir-14.	nr	1,251.00
IR15a	Supplying making and fixing 200 long 50 x 6 mm thick. Flat iron Bracket for valance Board in eaves purlin at 30" c/c with necessary fillet weld & 50 mm long 50 x 50 x 6 mm angle iron welded to bracket end for holding eave ceiling timber including one coat of metal primer & two coats of Anticorrosive paint. (Two storied Building with eave ceiling) Draw. No.SPES/Rate23/Ir-14.	nr	1,261.00
IR15b	Supplying making and fixing 200 long 50 x 6 mm thick. Flat iron Bracket for valance Board in eaves purlin at 30" c/c with necessary fillet weld & 50 mm long 50 x 50 x 6 mm angle iron welded to bracket end for holding eave ceiling timber including one coat of metal primer & two coats of Anticorrosive paint. (Three storied Building with eave ceiling) Draw. No.SPES/Rate23/Ir-14.	nr	1,272.00
IR15c	Supplying making and fixing 200 long 50 x 6 mm thick. Flat iron Bracket for valance Board in eaves purlin at 30" c/c with necessary fillet weld & 50 mm long 50 x 50 x 6 mm angle iron welded to bracket end for holding eave ceiling timber including one coat of metal primer & two coats of Anticorrosive paint. (Four storied Building with eave ceiling) Draw. No.SPES/Rate23/Ir-14.	nr	1,282.00
IR16	Supplying making and fixing 37X 37X 6mm thick 225 mm long angle iron Brackets in purlin end and applying one coats of metal primer & two coats of anticorrosive paint , Nut & Bolt (Rate to include 1/4" Ø and 3/8" Ø drilling holes). Single storied Building. Draw.No. SPES/Rate23/Ir-14 .	nr	945.00
IR16a	Supplying making and fixing 37X 37X 6mm thick 225 mm long angle iron Brackets in purlin end and applying one coats of metal primer & two coats of anticorrosive paint , Nut & Bolt (Rate to include 1/4" Ø and 3/8" Ø drilling holes). Two storied Building. Draw.No. SPES/Rate23/Ir-14 .	nr	948.00
IR16b	Supplying making and fixing 37X 37X 6mm thick 225 mm long angle iron Brackets in purlin end and applying one coats of metal primer & two coats of anticorrosive paint , Nut & Bolt (Rate to include 1/4" Ø and 3/8" Ø drilling holes). Three storied Building. Draw.No. SPES/Rate23/Ir-14 .	nr	951.00

Code	Description	Unit	Rate (LKR)
IR16c	Supplying making and fixing 37X 37X 6mm thick 225 mm long angle iron Brackets in purlin end and applying one coats of metal primer & two coats of anticorrosive paint , Nut & Bolt (Rate to include 1/4" Ø and 3/8" Ø drilling holes). Four storied Building . Draw.No.SPES/Rate23/Ir-14 .	nr	954.00
IR17	Class room gate - Fabricating & fixing double hung gate, including 32 x 32 x 6 mm, 2 nr. angle iron verticals fixed to wall with 2" iron screws, and inserting angle iron verticals 150 mm below floor level fixed with 150x 150x 150 mm ,1:2:4 (20 mm) concrete pocket . Fabricating sash with 25 x 25 x 1.2 mm thick G. I. box bar outer frame including, 12 x 12 x 1.2 mm thick G.I box bar welded to frame at 75 mm c/c vertically , and sashes fixing to vertical angle iron with 04 nrs. Steel hinges pintels . Applying one coats of Metal primer (red colour)and two coats of enamel paint Black or different colour (Draw.No. SPES/Rate23/Ir-17) .	m ²	26,995.00
IR18	Supply & making M.S. flat iron security grills for window with 12 x 6 mm flat iron outer frame welded at 150 mm c/c spacing vertically and 100 mm c/c spacing horizontally with 12 x 6 mm flat iron members, respectively fixed to window frame with iron screws and applying one coat of metal primer and two coats of enamel paint Black or different colour. (Draw.no:SPES/Rate23/Ir-18.)	m ²	14,791.00
IR19	Supply and fixing M.S. Flat iron grill consisting 25 x 25 x 3 mm angle iron outer frame and 2 nr 25 x 25 x 3 mm angle iron middle bar horizontally and 12 x 6 mm flat iron grill work 100 mm spacing horizontally and 150 mm spacing vertically fabricating and welded with applying one coat of metal primer and two coats of enamel paint(Black or different colour) . Frame fixed to opening with iron screws and rawl plug. Draw. No:SPES/Rate23/Ir-19.	m ²	15,016.00
IR20	Supply and fixing M.S. flat iron grill consisting 25 x 25 x 3 mm angle iron outer frame and 2 nr 25 x 25 x 3 mm angle iron(2 nr together) middle bar vertically and 2 nr together 25 x 25 x 3 mm angle iron middle bar horizontally and 12 x 6 mm flat iron grill work 100 mm centers horizontally and 150 mm centers vertically fabricating and welded with applying one coat of metal primer (red colour)and two coats of enamel paint(Black or different colour). Frame fixed to opening with iron screws and rawl plug. (Draw.No: SPES/Rate23/Ir-20)	m ²	15,100.00
IR21	Supplying and making 6 mm dia. M.S. rod grills for windows with 25x25x3 mm thick M.S. angle iron outer frame with 4 nr 25 x 25 x 3 mm angle iron(2 nr together) middle bar vertically and 2 nr together 25 x 25 x 3 mm angle iron middle bar horizontally & 6 mm dia. M.S. rods weld to frame, at 75 mm C/C. & to 700 angle both ways, horizontal & vertical distance should be 75 mm & 200 mm respectively. Frame fixed to window openings with 1 1/2" iron screws & applying one coats of metal primer & 2 coats of approved quality enamel paint(different colour)(9'-3"x6'-0" size) all complet as per detail Draw. No :SPES/Rate23/Ir-21	m ²	9,860.00
IR22	Supplying and making 6mm dia. M.S. rod grills for windows with 6mm dia. M.S. rods weld to 12 x 6 mm thick M.S. flat iron outer frame, at 75 mm ctrs. & to 700angle both ways, horizontal & vertical distance should be 75mm & 200mm respectively, fixed to window frame with 1" iron screws & applying one coats of metal primer & 2 coats of approved quality enamel paint.(Differnt colour) (all complete as per detail Draw. No :SPES/Rate23/Ir-22)	m ²	14,400.00

Code	Description	Unit	Rate (LKR)
IR23	Supplying, and fabricating 12mm dia. M.S. rods grill, consisting 25 x 6 mm flat iron outer frame, with 2 nr 25 x 6 mm flat iron horizontally weld to equal length of outer frame. 12mm M.S rods, passing through the drilled middle flat iron at 100mm c/c weld vertically to outer frame. Applying one coat of metal primer and two coats of enamel paint(different colour). Frame fixing to opening, using 1 1/2" iron screws and rawl plugs as per the given Draw. No: SPES/Rate23/Ir-23. (1.20x1.80m)	m ²	11,137.00
IR24	Supplying, and fabricating 12mm M.S rod grill, consisting 25 x 6 mm flat iron outer frame, and weld 1 nr 25 x 6 mm flat iron horizontally weld to equal length of outer frame. 12mm M.S rods, passing through the drilled middle flat iron at 100mm c/c weld vertically to outer frame. Applying one coat of metal primer and two coats of enamel paint(different colour). Frame fixing to opening, using 1 1/2" iron screws and rawl plugs as per the given Draw.No. SPES/Rate23/Ir-24. (0.60 x 1.20m)	m ²	17,239.00
IR25	Supplying, and fabricating natural anodized aluminium DECO grill, consisting 50 X 25 mm natural anodized aluminium box bar, outer frame & 01 nr. intermediate horizontal bar. DECO net fixed to frame with aluminium M- bar & rubber beading using pop rivets. Grill frame fixing to opening using 1 1/2" aluminium screws and rawl plugs and all holes covered with plastic cap as per the given Draw. no.SPES/Rate23/Ir-25. (1.20x1.80 m)	m ²	16,322.00
IR26	Supplying, and fabricating natural anodized aluminium DECO grill, consisting 50 X 25 mm natural anodized aluminium box bar, outer frame with 01 nr. intermediate horizontal bar & 02 nr.s intermediate vertical bar. DECO net fixed to frame with aluminium M- bar & rubber beading using pop rivets. Grill frame fixing to opening using 1 1/2" aluminium screws and rawl plugs and all holes covered with plastic cap as per the given. Draw.no. SPES/Rate23/Ir-26. (2.875 x 1.8 m)	m ²	15,174.00
IR27	Iron door with Flat iron grill .Door Frame with 32 x 32 x 5mm angle Iron frame and Sash with 11.5 x 5.5mm flat iron grill work 100 mm centers horizontally and 150 mm centers vertically fabricating and welded to upper part of door sash with 20 x 20 x 1.2 mm thick G.I. box bar outer frame & the lower part of the door sash should be .47mm thk Zn Al sheet with 12 x 6 mm flat iron and 20 x 6 mm flat Iron ,Applying one coats of metal primer (red clour) and two coats of enamel paint Black or different colour.(3'-0" x 7'-0" size) including Hasp & staple 6" with approved quality Brass 2" padlock.	m ²	19,693.00
IR28	Iron door with 6 mm dia. M.S. grill - Fabricating and fixing Iron door Door Frame with 32 x 32 x 6 mm angle Iron (Heavy quality) and Sash with 20 mm Ø dia. G.I pipe outer frame (Heavy quality) with 1nr middle bar. 6mm M.S steel bars welded to upper part of sash frame at 75mm c/c bothways at 700 Angle .12x6 mm thick flat iron welded around the lower part of the frame and 2 nr 20x6 mm thick intermediate flat iron welded horizontally ,and 0.47 thick Zn/Al sheet fixed to flat iron frame with pop rivets. Door sash fixed to frame with 03nr 100 x75mm steel hinges. Applying one coat of metal primer and two coats of enamel paint(Differant colour) . Rate to include 6" Hasp and staple with approved quality 50mm Brass pad lock. Draw.No.SPES/Rate23/Ir-28.	m ²	20,726.00

Code	Description	Unit	Rate (LKR)
IR29	Iron door with 12 mm dia. M.S. bar - Fabricating & fixing Iron door ,Door Frame with 32 x 32 x 5 mm angle Iron(Heavy quality) frame and Sash with 25 x 25 x 1.2 mm thick G.I. box bar, outer frame with one nr. horizontal middle bar. 12mm dia M.S Rods passing through the drilled 25x6mm Flat iron middle bar welded to upper part of the sash frame at 100 mm c/c vertically. 12 x 6 mm thick flat iron welded around the lower part of the door sash and 2 nr. intermediate 20 x 6 mm flat Iron weded horizontally. should be .47mm thk Zn Al sheet fixed to flate iron frame with pop riverts.Door sash fixed to frame with 03 nr.s of 100 x 75 mm steel hinges. Applying one coats of metal primer (red clour) and two coats of enamel paint Black or different colour.(3'-0" x 7'-0" size) including Hasp & staple6" with approved quality Brass 2" padlock.	m ²	16,183.00
IR30	Supplying and fixing 50 x 50 P.V.C coated 1.80m height wire mesh (mascon, S lon or equalent)(Gage 10) consisting 50 mm dia. Heavy quality GI pipe ,upright planting at 2400 C/C with 1:2:4 (20) Con: & 3 nrs 25mm dia. Heavy quality GI pipe horizontally welded to upright post at top middle and bottom, Gage 10 wire mesh fixed to frame with 12x6mm thk "flat iron " weld to frame 600mm C/C welding point , and including one coat of red colour anticorrosive paint, and two coats of enamel paints(different colour). rate to include use P.V.C. wire cord and 50 mm dia. GI end cap for each 50 mm dia GI post. Draw.No.SPES/Rate23/Ir-30.	m ²	7,699.00
IR31	Supplying and fixing 50 x 50 P.V.C coated 1.50m height wire mesh(mascon, S lon or equalent) (Gage 10) consisting 50 mm dia. Heavy quality GI pipe ,upright planting at 2400 C/C with 1:2:4 (20) Con: & 3 nrs 25 mm dia. Heavy quality GI pipe horizontally welded to upright post at top middle and bottom, Gage 10 wire mesh fixed to frame with 12x6mm thk "flat iron " weld to frame 600 C/C welding point , and including one coat of anticorrosive paint, and two coats of enamel paints (different colour) rate to include use P.V.C. wire cord and 50 mm dia. GI end cap for each 50 mm dia GI post. Draw.No.SPES/Rate23/Ir-31. (15m length)	m ²	8,813.00

Rates for Construction & Repair Works
2025 Rates, Matara, Southern Province
Brass Founder

Code	Description	Unit	Rate (LKR)
BF01	Bolts, Casement fasteners or stays, removing and re-fixing including making good to holes in frames and sashes.	nr	274.00
BF02	Supplying and fixing brass barrel Bolts, 4" heavy quality with 5/8"-5 brass screws. (made - Lanka- machine cut)	nr	1,043.00
BF03	Supplying and fixing brass barrel Bolts, 6" heavy quality with 5/8"-5 brass screws. (made - Lanka- machine cut)	nr	1,445.00
BF04	Brass skelton Bolts, 8" supplying & fixing with 5/8"-5 brass screws. (made - Lanka- machine cut)	nr	1,781.00
BF05	Brass skeleton bolts, 10" supplying & fixing with 5/8"-5 brass screws. - (made - Lanka- machine cut)	nr	2,153.00
BF06	Brass skeleton bolts, 12" supplying & fixing with 5/8"-5 brass screws. - (made - Lanka- machine cut)	nr	2,633.00
BF07	Brass casement fastners heavy quality supplying and fixing with 5/8"-5 brass screws. (made - Lanka- machine cut)	nr	787.00
BF08	Supplying and fixing. Brass Casement stays 10" heavy quality with 5/8"-5 brass screws (made - Lanka- machine cut)	nr	787.00
BF09	Brass Fanlight Catches, heavy quality, supplying and fixing with 5/8"-5 brass screws . (made - Lanka- machine cut)	nr	1,067.00
BF10	Brass butt hinges, 4"x2" heavy quality supplying and fixing with 3/4"-6 brass screws . (made - Lanka- machine cut)	nr	1,042.00
BF11	brass butt hinges 4"x2 1/2" heavy quality supplying and fixing with 3/4"-6 brass screws complete. (made - Lanka- machine cut)	nr	1,057.00
BF12	brass butt hinges 4" x 3" heavy quality supplying and fixing with 3/4"-6 brass screws complete. (made - Lanka- machine cut)	nr	1,387.00
BF13	Supplying and fixing brass butt hinges 5"x3"heavy quality with 3/4"-7 brass screws complete. (made - Lanka- machine cut)	nr	1,993.00
BF14	Fixing available Hinges, complete with new 3/4"-6 brass screws.	nr	487.00
BF15	Door lock available fixing with 3/4"-7 brass screws.	nr	974.00
BF16	Locks - night latch (Appoved by the Engineer), Supplying, and fixing with duplicate keys.	nr	2,940.00
BF17	Supplying and fixing Bird Locks 2 1/2"(including 3/4"x7 screws) (808) (Approved by the Engineer)	nr	1,687.00
BF18	Brass window rings 1 3/4" to 1 1/2" supplying and fixing with brass Screws 5/8"-5 (made - Lanka- machine cut)	nr	411.00
BF19	Supplying and fixing Union Mortice Locks(including 3/4"x7 screws)- single sashes, with duplicate keys. Made in England with 5 year warenty	nr	11,280.00
BF20	Supplying and fixing Union Mortice Locks (including 3/4"x7 screws) (double sashes)Made in England with 5 year warenty	nr	17,280.00
BF21	Supplying and fixing hydraulic Door closer (including 3/4"x7 screws)(New Star or equilent)	nr	7,583.00

Rates for Construction & Repair Works
2025 Rates, Matara, Southern Province
Painter

Code	Description	Unit	Rate (LKR)
PT01	Prepare and Painting new woodwork, with One coat of primer and 2 coats of enamel paint.	m ²	2,061.00
PT02	Prepare and Painting new woodwork with one coat of approved primer.	m ²	556.00
PT03	Prepare and Painting woodwork with one coats of approved enamel paint.	m ²	849.00
PT04	Preparing of surface & applying 2 coats of enamel paint.	m ²	1,466.00
PT05	Wood preservative, (clear) applied to woodwork one coat (old work)	m ²	253.00
PT06	Prepare and & applying two coats of Wood preservative, (clear) to timber including touching up cut ends (New work)	m ²	506.00
PT07	Prepare and & applying two coats of Wood preservative, (clear) to timber for calicut tile roof including touching up cut ends (New work)	m ²	762.00
PT08	Prepare and & applying two coats of Wood preservative, (clear) to timber for asbestos roof including touching up cut ends (New work)	m ²	452.00
PT09	Wood preservative, (Black) applied to woodwork one coat (old work) for roof timber.	m ²	215.00
PT10	Prepare & applying two coats of Wood preservative, (black) to wood work (New work)	m ²	430.00
PT11	Prepare and applying Varnishing with polyurethane varnish -gloss after washing down and sand papering, 1 coat.	m ²	638.00
PT12	Prepare & applying 2 coats of Varnishing with polyurethane varnish gloss after washing down and sand papering,	m ²	1,126.00
PT13	Prepare & applying Varnishing with polyurethane varnish -Matt after washing down and sand papering, 1 coat.	m ²	673.00
PT14	Prepare & applying Varnishing with polyurethane varnish - Matt after washing down and sand papering, 2 coats.	m ²	1,185.00
PT15	Varnishing Removing entirely to bare timber and preparing surface	m ²	184.00
PT16	Prepare and Painting new woodwork, with two coats of water base protective exterior hydro plus preservative wood stain and two coats of hydro plus preservative exterior top coat clear(30% or 60% Gloss) after preparing surface (Sayerlack or equivalent)(Under the T.O.'s supervision)	m ²	2,992.00
PT17	Prepare and Painting new woodwork, with two coats of water base protective exterior wood stain and two coats of exterior top coat clear(30% or 60% Gloss) after preparing surface (Nipolac, Master paint,Jkem, Dulux)(Under the T.O.'s supervision)	m ²	2,638.00
PT18	Timber surface to be smoothen by filling any cracks using a binder mixed with sawdust obtained by wood floor smoothing. Rate shall include for sanding the filled floor carefully using 80-120 grit sand papers and remove the dust with vaccum cleaner. Apply 1st coat of hydro water Born self - sealer transparent matt for parquet flooring and allow 6 hrs drying period for sanding with 150 - 180 grit sanding papers and clean all. Then apply 2nd coat followed by a third coat after 1 -2 hours with out sanding.	m ²	1,635.00
PT19	Prepare and applying one coat of sanding sealer & two coats of NC wood finish (gloss/mat) to woodwork. (Under the T.O.'s supervision)	m ²	1,589.00

Code	Description	Unit	Rate (LKR)
PT20	Prepare and Painting steelwork, 1 coat with anticorrosive paint including removing scale and wire brushing.	m ²	540.00
PT21	Prepare and Painting steelwork, one coat of Z/P metal primer, with one coat anticorrosive paint including removing scale and wire brushing. - for new work only(under the supervision of technical officer)	m ²	827.00
PT22	Prepare and Painting steelwork, one coat of Z/Pmetal primer and 2 coats of anticorrosive paint including removing scale and wire brushing. (under the supervision of technical officer)	m ²	1,291.00
PT23	Painting steelwork,one coat of primer , One coats, of anticorrosive paint and 2 coats of enamel paint including removing scale and wire brushing (different colour) (under the supervision of technical officer)	m ²	2,444.00
PT24	Painting steelwork, One coat of anticorrosive paint and 2 coats of enamel paint including removing scale and wire brushing (different colour) (under the supervision of technical officer)	m ²	2,044.00
PT25	Painting steelwork, One coat of metal primer and 2 coats of enamel paint including removing scale and wire brushing (different colour)(under the supervision of technical officer)	m ²	2,129.00
PT26	Prepare and apply two coats of epoxy marine paint to steel with mixing ratio 2 parts of base : one part of hardner by weight. (Workable time is one hour) Recoatable time period is 8 hours. Working activities should be 3 day after painting. (under the supervision of technical officer)	m ²	1,664.00
PT27	Prepare and Painting G.I, pipe 3/4 ",1 ",1 1/2 "with two coates of Enamel paint (approved) including etch primer. (under the supervision of technical officer)	m	636.00
PT28	Painting walls with one coats of wall filler (internal)(new work or after preparation of old wall)	m ²	213.00
PT29	Painting walls with one coats of Acrylic wall filler for external wall (new work or after preparation of old wall) -Ground floor	m ²	233.00
PT29a	Painting walls with one coats of Acrylic wall filler for external wall (new work or after preparation of old wall) -1st floor	m ²	240.00
PT29b	Painting walls with one coats of Acrylic wall filler for external wall (new work or after preparation of old wall) -2nd floor	m ²	246.00
PT29c	Painting walls with one coats of Acrylic wall filler for external wall (new work or after preparation of old wall) -3rd floor	m ²	254.00
PT30	Applying skim coat & one coats of wall filler (smooth plastered new work or after preparation of old wall)	m ²	374.00
PT31	Applying skim coat & one coats of wall filler for internal wall.(semi rough plastered new work or after preparation of old wall)	m ²	640.00
PT32	Prepare and apply approved type one coat of filler and two of emulsion paint to specified colour on sides and soffit of beams and slabs in any floor	m ²	784.00
PT33	Prepare and apply Skim coat , approved type one coat of filler and two of emulsion paint to specified colour in smooth plastered surface of sides and soffit of beams columns and slabs in any floor	m ²	1,232.00
PT34	Prepare and apply Skim coat , approved type one coat of filler and two of emulsion paint to specified colour in semi rough plastered surface of sides and soffit of beams columns and slabs in any floor	m ²	1,717.00
PT35	Prepare and Painting Walls with one coat of emulsion paint. (new work or after preparation of old wall) (Using roller brush)	m ²	312.00

Code	Description	Unit	Rate (LKR)
PT36	Prepare and Painting Walls with Emulsion paint, 1 coat including preparing surface of old work.	m ²	382.00
PT37	Prepare and Painting New walls with two coats of emulsion paint to internal wall (Using roller brush)	m ²	588.00
PT38	Prepare and Painting Walls with 2 coats of Emulsion paint including surface preparation of old wall.	m ²	816.00
PT39	Walls, scraped to original plaster, sand papering and apply wall putty cracks and defects, preparing surface for Distemper, snowcem, paint or similar application.	m ²	226.00
PT40	White or colour washing walls of single storied buildings 1 coat, including patching up and preparing surface.	m ²	124.00
PT40a	White or colour washing walls of two storied buildings 1 coat, including patching up and preparing surface.	m ²	128.00
PT40b	White or colour washing walls of more than two storied buildings 1 coat, including patching up and preparing surface.	m ²	131.00
PT41	White or colour washing walls of single storied buildings 2 coats, including patching up and preparing surface.	m ²	243.00
PT41a	White or colour washing walls of two storied buildings 2 coats, including patching up and preparing surface.	m ²	250.00
PT41b	White or colour washing walls of more than two storied buildings 2 coats, including patching up and preparing surface.	m ²	258.00
PT42	Wethershield paint to external faces of wall 01coat apply using roller brush & 2" brush(ground Floor)	m ²	313.00
PT42a	Wethershield paint to external faces of wall 01coat apply using roller brush 2" brush(First Floor)	m ²	323.00
PT42b	Wethershield paint to external faces of wall 01coat apply using roller brush 2" brush(Second Floor)	m ²	332.00
PT42c	Wethershield paint to external faces of wall 01coat apply using roller brush 2" brush(Third Floor)	m ²	341.00
PT43	Wethershield paint to external faces of wall 01coat apply using brush(ground Floor)	m ²	384.00
PT43a	Wethershield paint to external faces of wall 01coat apply using brush(First Floor)	m ²	396.00
PT43b	Wethershield paint to external faces of wall 01coat apply using brush(Second Floor)	m ²	407.00
PT43c	Wethershield paint to external faces of wall 01coat apply using brush(Third Floor)	m ²	419.00
PT44	Wethershield paint to external faces of wall 02coat apply using roller brush 2" brush (ground Floor)	m ²	595.00
PT44a	Wethershield paint to external faces of wall 02coat apply using roller brush 2" brush(First Floor)	m ²	613.00
PT44b	Wethershield paint to external faces of wall 02coat apply using roller brush 2" brush(Second Floor)	m ²	631.00
PT44c	Wethershield paint to external faces of wall 02coat apply using roller brush 2" brush(Third Floor)	m ²	649.00
PT45	Wethershield paint to external faces of wall 02coat apply using brush(ground Floor)	m ²	826.00

Code	Description	Unit	Rate (LKR)
PT45a	Wethershield paint to external faces of wall 02coat apply using brush(First Floor)	m ²	850.00
PT45b	Wethershield paint to external faces of wall 02coat apply using brush(Second Floor)	m ²	875.00
PT45c	Wethershield paint to external faces of wall 02coat apply using brush(Third Floor)	m ²	900.00
PT46	Supplying & Applying one coats of water proofing paint("Aqua shield or equivalent) for external wall- Ground floor	m ²	898.00
PT46a	Supplying & Applying one coats of water proofing paint("Aqua shield,..) for external wall - First floor	m ²	925.00
PT46b	Supplying & Applying one coats of water proofing paint("Aqua shield,..) for external wall - Second floor	m ²	952.00
PT46c	Supplying & Applying one coats of water proofing paint("Aqua shield,..) for external wall -third floor	m ²	979.00
PT47	Painting plinth and skirting with floor paint, 1 coat including preparing surface	m ²	479.00
PT48	Painting plinth and skirting with floor paint, 2 coats including preparing surface	m ²	826.00
PT49	Preparing of surface & applying 2 coats of Black board paint	m ²	923.00
PT50	Painting ceiling sheet with one coats of wall filler before fixing to ceiling framework..	m ²	77.00
PT51	Supplying & Applying two coats of "Thoroseal" including 3 day curing	m ²	Not in Market
PT52	Supplying "XYPEX Concentrate" powder and mix with clean water to a creamy consistency 5:2 and applying with approved brush. The coating must be uniformly applied as instruction and should have a thickness of 1.25mm , when the 2nd coat should be applied of the 1st coat has reach an initial set but it still green colour (after 24 hours) as soon as the "XYPEX " coating has sufficiency hardened curing with clean water three times a day for 2 day, and after that check for water tightness	m ²	4,416.00
PT53	Supplying & Applying two coats of "Baralastic "water proofing flexible poly cement slurry. Rate to include curing	m ²	2,071.00

**Rates for Construction & Repair Works
2025 Rates, Matara, Southern Province
Plumber**

Code	Description	Unit	Rate (LKR)
PB01	Supplying & fixing Wash basin, with waste coupling "Rocell Efi Mini" or equivalent including approved type Pillar tap & 1/2" chromium plate angle valve, 450mm long flexible hose spain	nr	33,876.00
PB02	Suppling and fixing Pedestal type wash basin (rocell-Efi), rate to include waste coupling , "Desigle" or approved type Pillar tap & 1/2" chromium plated angle valve, 450mm flexible hose (spain) including nails	nr	43,296.00
PB03	Supplying and fixing Pedestal type Wash basin, rate to include waste coupling , Pillar tap & 1/2" angle valve,450mm flexible hose including nails.(all accessories water tec or S-lon) (Suitable fittings can be decided by the engineer depending on the site situation) (OTTO, RSL ceramic or equivalent)	nr	24,954.00
PB04	Supplying and fixing Ceramic corner basin (Rocell Aqua corner), with waste coupling rate to include Pillar tap & 1/2" chromium plate angle valve ("Desigle, rocell or approved type) , 450mm flexible hose"Spain"	nr	36,864.00
PB05	Supplying and fixing Lab Sink glazed (24"x16"x7"), earthenware with waste plug ... etc. .(Rocell- Xenon)	nr	41,106.00
PB06	Supplying and fixing stainless steel kitchen sink with drain board (900 X 450 mm "Prince") with sawn neck tap 1/2" dia Nickel. ("desigal" or approved quality) 1/2" flexible hose (plastic 18" long)1/2" plastic water tec / S-lon Angle valve ... etc. All complete to working order.	nr	19,492.00
PB07	Supplying and fixing stainless steel sink with (450X450 mm "Prince") with sawn neck tap 1/2" dia (Slon) 1/2" flexible hose ("Slon " 18" long)1/2" angle valve S-lon... etc. All complete to working order.	nr	13,030.00
PB08	Supplying and fixing, Closet, pedestal type, with low level glazed earthenware flushing cistern,plastic seat cover(Rocell -"Efi") rate to include approved branded 1/2" chromium plate angle valve, 450mm flexible hose (spain),...etc. ("Desigle"/ rocell/huida)	nr	60,085.00
PB09	Supplying and fixing, Closet, pedestal type, with low level glazed earthenware flushing cistern,plastic seat cover(OTTO, RSL or equivalent.) rate to include 1/2" watertec angle valve, 450mm flexible horse (all accessories water tech or s lon)Suitable fittings can be decided by the engineer depending on the site situation	nr	36,138.00
PB10	Supplying and fixing barth room set with seat cover " Rocell DUNE" (02 pcs) Including all necessary accessories, wash basin (pedestal) with basin waste coupling & tap "Desigle" ,low level closet , with cistern, complete to working order Rate to include 450 mm long flexible hose " Spain" , 1/2" chromium plate "Desigle" angle valves & Bidet shower chromium plate "Desigle"	nr	127,981.00
PB11	Supplying and fixing barth room set with seat cover" Rocell Efi" Including all necessary accessories, wash basin (pedestal) with basin waste coupling & tap "Desigle" ,low level closet , with cistern, complete to working order Rate to include 450 mm long flexible hose " Spain" , 1/2" chromium plate "Desigle" angle valves & Bidet shower chromium plate "Desigle"	nr	110,311.00

Code	Description	Unit	Rate (LKR)
PB12	Supplying and fixing barth room set with seat cover" (OTTO, RSL ceramic or equivalent)" Including all necessary accessories, wash basin (pedestal) with basin waste couplng & tap "Water tec" ,low level closet S,Suitable fitting with cistern, complete to working order Rate to include 450 mm long flexible hose " S-Ion" , 1/2" "Water tec" angle valves & Bidet shower "Water tec"Suitable fittings can be decided by the engineer depending on the site situation	nr	63,858.00
PB13	Supplying and fixing , approved quality accessories set with chromium plated "Soap tray, coat hook , towel bar , toilet paper holder , tooth brush holder , complete to working order "Desigle, rocell "- or approved type	nr	28,560.00
PB14	Supplying and fixing Urinal, ball type (OTTO, RSL ceramic or equivalent)with brass screws	nr	13,168.00
PB15	Supplying and fixing Urinal, ball type (DEW poovit with flush valve) "Rocell"	nr	48,808.00
PB16	Supplying and fixing Urinal, ball type - "King" or Approved quality	nr	14,282.00
PB17	Supplying and fixing Urinal, ball type (DEW poovit with sensor) "Rocell" for special purpose	nr	73,898.00
PB18	Supplying and fixing Closet with footrest, squatting type (Rocell) white clour, with trap .(Squatting pan)	nr	16,560.00
PB19	Supplying & fixing plastic high level flushing cistern, squatting type Closet with foot rest, and connected to pipe line (flushing cistern "Rocell ") with brass screws	nr	26,379.00
PB20	Supplying and fixing Closet with footrest, squatting type(Large), with trap .(OTTO / RSL or equivalent (Suitable fittings can be decided by the engineer depending on the site situation)	nr	11,052.00
PB21	Supplying and fixing Closet squatting type (OTTO) with trap and foot rest complete with cistern (high level)etc. including ½"stop valve and special flushing cistern(OTTO) complete with flush pipes, chain, overflow pipe ...etc.	nr	22,689.00
PB22	Flushing cistern low level , porcelain suppling and fixing complete.(with more than 10 years warrenty) ("Rocell" "Efi")	nr	17,968.00
PB23	Suppling and fixing plastic seat cover slow down for pedestal closets "Rocell - efi"	nr	9,438.00
PB24	Suppling and fixing plastic seat cover slow down model for pedestal closets (OTTO , RSL or equivalent)	nr	5,430.00
PB25	Mirror, bevelled, bath room type, square shape ("Desigle or equivalent") suppling and Fixing to wall with Rawl plugs (18"x24")	nr	6,040.00
PB26	Mirror, bath room type, square shape ("Plastic")suppling and Fixing to wall with Rawl plugs (18"x24")	nr	4,120.00
PB27	Suppling and fixing, approved quality chromium plated 1/2"bib tap, (Desigle or equivalent)	nr	5,676.00
PB28	Suppling and fixing 1/2" Swan neck tap, (Desigle) rate to include 450 mm long flexible hose " Spain" 1/2"Angle valve Chromium plated -"Desigle"	nr	10,974.00
PB29	Suppling and fixing1/2" Push tap, (Desigle or approved quality)	nr	7,440.00
PB30	Suppling and fixing 1/2" Doctor tap(elbo action tap), (Desigle or approved quality) rate to include 450 mm long flexible hose " Spain" 1/2"Angle valve Chromium plated -"Desigle"	nr	10,728.00

Code	Description	Unit	Rate (LKR)
PB31	Suppling and fixing Cromium plated Pillar tap 1/2" "Desigal" or approved type	nr	8,232.00
PB32	Suppling and fixing PVC 1/2"bib tap, (Water Tec/ S lon)	nr	1,032.00
PB33	Suppling and fixingPVC 1/2" Swan neck tap, (S-lon/water tec) rate to include 450 mm long flexible hose " S-lon"	nr	3,732.00
PB34	Suppling and fixing approved type 4" chromium plated Shower rose (Desigle or approved Type)	nr	2,832.00
PB35	Supplying & fixing 4" P.V.C. Shower rose including 1/2 P. V.C. Valve socket (Water tec)	nr	2,140.00
PB36	Supplying and fixing Bidet shower Plastic (water tec or equivalent)" with 1/2" angle valve PVC	nr	3,504.00
PB37	supplying and fixing Bidet shower Chromium plated with 1/2"Angle valve Chromium plated -"Desigle or approved quality"	nr	6,942.00
PB38	Suppling and fixing chromium plated Tooth brush holder, to walls with rawl plug "Desigle" or equivalent	nr	4,855.00
PB39	Supplying and fixing Tooth brush holder ABS plastic (navrang/sliva world) or approved quality, to walls with rawl plug	nr	1,315.00
PB40	Supplying and fixing Towel rail chromium plated to walls with rawl plug- "Desigle" or equivalent (600 mm long)	nr	7,495.00
PB41	Supplying and fixing Towel rail ABS plastic(navrang/sliva world) or approved quality, to walls with rawl plug- (600 mm long)	nr	1,915.00
PB42	Supplying & fixing chromium plated Double hanging hooks . "Desigal" or equivalent	nr	3,608.00
PB43	Supplying and fixing chromium Plated Soap tray (Desigle)	nr	6,028.00
PB44	Supplying and fixing Ceramic Soap & shampoo holder (Rocell)	nr	8,614.00
PB45	Supplying and fixing Soap tray (ABS Plastic)	nr	1,888.00
PB46	Supplying and fixing Pipes P. V. C. ½" - PNT 14 rate to include socket & joints and also include excavating backfilling or breaking wall or floor upto required depth	m	615.00
PB47	Supplying and fixing Pipes P. V. C. 3/4" - PNT 11 rate to include socket & joints and also include excavating backfilling or breaking wall or floor upto required depth	m	796.00
PB48	Supplying and fixing Pipes P. V. C. 1" - PNT 7 rate to include socket & joints and also include excavating backfilling or breaking wall or floor upto required depth	m	321.00
PB49	Supplying and fixing Pipes P. V. C. 1 1/4" - PNT 7 rate to include socket & joints and also include excavating backfilling or breaking wall or floor upto required depth	m	500.00
PB50	Supplying and fixing Pipes P. V. C. 1 1/2" - 600 Type PNT 7 rate to include socket & joints and also include excavating backfilling or breaking wall or floor upto required depth	m	814.00
PB51	Supplying and fixing Pipes P. V. C. 2" - 600 Type PNT 7 rate to include socket & joints and also include excavating backfilling or breaking wall or floor upto required depth	m	1,150.00

Code	Description	Unit	Rate (LKR)
PB52	P.V.C. pipes 110 mm dia.(4") type 600 non pressure laid under ground not exceeding 600 mm depth. Rate to include for necessary excavation, ct,. Con. Bedding & covering with 1:3:6(1") con. mixture. Concrete Paid Separately. For special purpose only	m	2,623.00
PB53	P.V.C. pipes 110 mm dia.(4") type 250 laid under ground not exceeding 600 mm depth. Rate to include for necessary excavation, ct.Con. Bedding & covering with 1:3:6 (1") conc. mixture. Concrete Paid Separately. For special purpose only	m	1,642.00
PB54	Supplying and fixing P.V.C. pipes 110 mm dia.(4") type 400 laid with wall mount pipe clip / clamp 1.5m c/c.rate to include scaffolding ...etc	m	2,741.00
PB55	Supplying and fixing PVC Door bend 110mm	nr	2,186.00
PB56	Supplying and fixing PVC Bend 110mm	nr	1,565.00
PB57	Supplying and fixing PVC Door Tee 110mm	nr	2,498.00
PB58	Supplying and fixing PVC Equal Tee 110mm	nr	2,100.00
PB59	Supplying and fixing PVC Door Y 110mm	nr	2,868.00
PB60	Supplying and fixing PVC single Y 110mm	nr	2,422.00
PB61	Supplying and fixing , PVC 1/2" Concealed valve"Desigle" Chromium plated	nr	7,224.00
PB62	Supplying and fixing ,1/2" Concealed valve PVC "Water Tec"	nr	1,944.00
PB63	Supplying and fixing, Chromium plated flexible hose 450 mm long	nr	1,752.00
PB64	Supplying and fixing, Chromium plated flexible hose 600 mm long	nr	1,860.00
PB65	Supplying and fixing, Chromium plated flexible hose 900 mm long	nr	2,052.00
PB66	Supplying and fixing, Plastic flexible hose 450 mm long	nr	972.00
PB67	Supplying and fixing, Plastic flexible hose 600 mm long	nr	1,152.00
PB68	Supplying and fixing, Plastic flexible hose 900 mm long	nr	1,392.00
PB69	Supplying and fixing, 1/2" tank float valve plastic	nr	5,856.00
PB70	Supplying and fixing, 3/4" tank float valve plastic	nr	7,056.00
PB71	Supplying and fixing, 1" tank float valve plastic	nr	11,376.00
PB72	Supplying and fixing, tank Ball valve 1/2" brass	nr	5,604.00
PB73	Supplying and fixing, tank Ball valve 3/4" brass	nr	6,804.00
PB74	Supplying and fixing ,tank ball valve 1" brass	nr	11,124.00
PB75	Supplying and fixing Stop valve, Plastic 1/2" ."S-lon"/"Water Tec"	nr	1,260.00
PB76	Supplying and fixing Stop valve, Plastic 3/4" ."S-lon"/"Water Tec"	nr	1,674.00
PB77	Supplying and fixing Stop valve, Plastic 1" ."S-lon /Water Tec"	nr	1,842.00
PB78	Supplying and fixing Stop valve, Plastic 1 1/4" ."S-lon /Water Tec"	nr	2,568.00
PB79	Supplying and fixing stop valve, Plastic 1 1/2" ."S-lon /Water Tec"	nr	3,060.00
PB80	Supplying and fixing Stop valve, Plastic 2" "S-lon /Water Tec"	nr	3,600.00
PB81	Supplying and fixing Stop valve, 1/2" chromium plated -"Desigel"or Approved Quality	nr	5,364.00
PB82	Eaves gutter (100 mm Square type) P.V.C. with end cap,miter joints,gutter joints,running head - fixed with PVC bracket @ 300 c/c with 3/4" jaguar nails ... etc.("S lon" or equivalent.)	m	2,207.00

Code	Description	Unit	Rate (LKR)
PB82a	Eaves gutter (100 mm Square type) P.V.C. with end cap,miter joints,gutter joints,running head - fixed with PVC bracket @ 300 c/c with 3/4" jaguar nails ... etc.(S-lone or equivalent)1st floor	m	2,273.00
PB82b	gutter (100 mm Square type) P.V.C. with end cap,miter joints,gutter joints,running head - fixed with PVC bracket @ 300 c/c with 3/4" jaguar nails ... etc.(S-lone or equivalent) 2nd floor	m	2,317.00
PB82c	Eaves gutter (100 mm Square type) P.V.C. with end cap,miter joints,gutter joints,running head - fixed with PVC bracket @ 300 c/c with 3/4" jaguar nails ... etc.("S-lone" equivalent) 3rd floor	m	2,362.00
PB82d	Eaves gutter (100 mm Square type) P.V.C. with end cap,miter joints,gutter joints,running head - fixed with PVC bracket @ 300 c/c with 3/4" jaguar nails ... etc.("S-lone" or equivalent) 4th floor	m	2,406.00
PB83	Down pipe 90mm dia P.V.C., Elbows 90mm fixed with galvanized clip with nut & bolt @ 750 C/C to wall using 1"x 6 / 1"x 8 brass screws	m	2,379.00
PB83a	Down pipe 90mm dia P.V.C., Elbows 90mm fixed with galvanized clip with nut & bolt @ 750 C/C to wall using 1"x 6 / 1"x 8 brass screws in 1st floor	m	2,450.00
PB83b	Down pipe 90mm dia P.V.C., Elbows 90mm fixed with galvanized clip with nut & bolt @ 750 C/C to wall using 1"x 6 / 1"x 8 brass screws in 2nd floor	m	2,498.00
PB83c	Down pipe 90mm dia P.V.C., Elbows 90mm fixed with galvanized clip with nut & bolt @ 750 C/C to wall using 1"x6 / 1"x 8 brass screws in 3rd floor	m	2,545.00
PB83d	Down pipe 90mm dia P.V.C., Elbows 90mm fixed with galvanized clip with nut & bolt @ 750 C/C to wall using 1"x6 / 1"x 8 brass screws. 4th floor	m	2,593.00
PB84	Supplying and fixing Zn/Al Eaves gutter (0.47 mm thick -girth 470mm AZ150 - thickness certificate necessary) with Silicon joint ,fixed to Brass screws with fixing Aluminium bracket @ 500 mm C/C(Metecno / BlueScope lysaght or equivalent.) approval should be taking from engineer before installation.	m	2,839.00
PB84a	Supplying and fixing Zn/Al Eves gutter ((.47 mm thick -girth 470mm AZ150 - thickness certificate necessary)with Silicon joint ,fixed to facia bolt with fixing bracket @ 500 mm C/C -in 1stfloor(Metecno / BlueScope or equivalent) approval should be taking from engineer before installation.	m	2,925.00
PB84b	Supplying and fixing Zn/Al Eves gutter ((.47 mm thick -girth 470mm AZ150 - thickness certificate necessary)with Silicon joint ,fixed to facia bolt with fixing bracket @ 500 mm C/C -in 2nd floor (Metecno / BlueScope or equivalent) approval should be taking from engineer before installation.	m	2,981.00
PB84c	Supplying and fixing Zn/Al Eves gutter ((.47 mm thick -girth 470mm AZ150 - thickness certificate necessary)with Silicon joint ,fixed to facia bolt with fixing bracket @ 500 mm C/C -in 3rd floor (Metecno / BlueScope or equivalent) approval should be taking from engineer before installation.	m	3,038.00
PB84d	Supplying and fixing Zn/Al Eves gutter ((.47 mm thick -girth 470mm AZ150 - thickness certificate necessary)with Silicon joint ,fixed to facia bolt with fixing bracket @ 500 mm C/C -in 4th floor (Metecno / BlueScope or equivalent) approval should be taking from engineer before installation.	m	3,095.00
PB85	Extra over Zn/Al gutters for Stop end (end cap)(Metecno / BlueScope or equivalent)	nr	1,621.00
PB86	Extra over Zn/Al gutters for Running head / nozzle with Aluminium gutter strap,gutter bracket(Metecno / BlueScope or equivalent)	nr	2,281.00

Code	Description	Unit	Rate (LKR)
PB87	Extra over Zn/Al gutters for Angle (mitre joiner/ Gutter box 200 x 200 mm)with gutter strap, Aluminium gutter bracket (Metecno / BlueScope or equivalent)	nr	5,606.00
PB88	Supplying and fixing 100 x 100 Zn/Al Down pipes with Zn/Al Strap (0.47 mm thick AZ150 - thickness certificate necessary) with Silicon joint ,fixed to facia bolt with fixing bracket @ 750 mm C/C with 1"screws...etc (Metecno / BlueScope or equivalent)	m	2,383.00
PB88a	Supplying and fixing 100 x 100 Zn/Al Down pipes with Zn/Al Strap (.47 mm thick AZ150 - thickness certificate necessary) with Silicon joint ,fixed to facia bolt with fixing bracket @ 750 mm C/C with 1"screws...etc (Metecno/BlueScope or equivalent) 1st floor	m	2,454.00
PB88b	Supplying and fixing 100 x 100 Zn/Al Down pipes with Zn/Al Strap (.47 mm thick AZ150 - thickness certificate necessary) with Silicon joint ,fixed to facia bolt with fixing bracket @ 750 mm C/C with 1"screws ...etc(Metecno/BlueScope or equivalent) 2nd floor	m	2,502.00
PB88c	Supplying and fixing 100 x 100 Zn/Al Down pipes with Zn/Al Strap (.47 mm thick AZ150 - thickness certificate necessary) with Silicon joint ,fixed to facia bolt with fixing bracket @ 750 mm C/C with 1"screws...etc (Metecno/BlueScope or equivalent) 3rd floor	m	2,550.00
PB88d	Supplying and fixing 100 x 100 Zn/Al Down pipes with Zn/Al Strap (.47 mm thick AZ150 - thickness certificate necessary) with Silicon joint ,fixed to facia bolt with fixing bracket @ 750 mm C/C with 1"screws...etc (Metecno/BlueScope or equivalent) 4th floor	m	2,597.00
PB89	Supplying and fixing 500 liters Arpico Plastishell water Tank - hybrid double layer (Pipes, Stop Valve, Ball Valve,Float valve measured separately)	nr	15,306.00
PB90	Supplying and fixing 1000 liters Arpico Plastishell water Tank - hybrid double layer (Pipes, Stop Valve, Ball Valve,Float valve measured separately)	nr	29,117.00
PB91	Supplying and fixing 2000 liters Arpico Plastishell water tank -hybrid double layer (Pipes, Stop Valve, Ball Valve,Float valve measured separately)	nr	53,987.00
PB92	Supplying & fixing 150 mm x 150mm plastic Gully trap with cover	nr	2,795.00
PB93	Wash basin available, fixing to wall and connecting to existing water service and making good.	nr	2,306.00
PB94	Urinal, ball type available fixing only	nr	3,355.00
PB95	Basin, sink or urinal including all fittings, removing from walls as per instruction.	nr	1,092.00
PB96	Flushing cistern high level fixing complete (cistern & brackets available) with 1 1/2" brass screws	nr	2,724.00
PB97	Sink basin, removing and re-fixing in new position.	nr	5,282.00

Rates for Construction & Repair Works
2025 Rates, Matara, Southern Province
Maintenance

Code	Description	Unit	Rate (LKR)
MA01	Applying 2 coats of approved quality Emulsion paint to ceiling sheets & 2 coats of enamel paint to beading & moulding, (for existing ceiling). Ground floor	m ²	1,288.00
MA01a	Applying 2 coats of approved quality Emulsion paint to ceiling sheets & 2 coats of enamel paint to beading & moulding ,including one coat of primer paint.-1st floor	m ²	1,327.00
MA01b	Applying 2 coats of approved quality Emulsion paint to ceiling sheets & 2 coats of enamel paint to beading & moulding, including one coat of primer paint.-2nd floor	m ²	1,353.00
MA01c	Applying 2 coats of approved quality Emulsion paint to ceiling sheets & 2 coats of enamel paint to beading & moulding (3rd floor).including one coat of primer paint.	m ²	1,379.00
MA02	Asbestos corrugated sheet roof(app Quality) for covered way including 125x75 mm wall plates, 125x50 mm. ridge plate,125 x 75 mm. beam,100x100 mm post,100x50 mm.rafters,50x50 battens. Rate to include for Calicut tile ridging with two coats of wood presarvative (Imported midd hard wood timber) - in G. Floor	m ²	11,469.00
MA02a	Asbestos corrugated sheet roof (app Quality)for covered way including 125 x 75 mm wall plates, 125x50mm, ridge plate, 125 x 75mm, beam,100 x100 mm post, 100 x50 mm. rafters,50 x 50 battens. Rate to include for Calicut tile ridging with two coats of wood presarvative(Imported middhard wood timber) (in 1st.Floor)	m ²	11,813.00
MA02b	Asbestos corrugated sheet roof (app Quality) for covered way including 125x75 mm wall plates, 125x50 mm. ridge plate, 125x75mm.beam, 100x100 mm post, 100x50 mm. rafters,50x50 battens. Rate to include for Calicut tile ridging with two coats of wood presarvative(Imported middhard wood timber(in 2nd.Floor)	m ²	12,042.00
MA02c	Asbestos corrugated sheet roof (app Quality) for covered way including 125x75 mm wall plates,125x50 mm. ridge plate, 125 x 75 mm. beam,100x100 mm post,100x50mmrafters,50x50 battens. Rate to include for Calicut tile ridging with two coats of wood presarvative(Imported middhard wood timber) -in 3rd.Floor	m ²	12,271.00
MA03	Supplying and fixing approved quality PVC door for toilets, frame 100 x 30 mm & 28 mm thick sash including , hinges and screw nails.(2'-6" x 6'-6" size) with two years warranty	m ²	13,025.00
MA04	Beading 1 1/2" to 2", 1/2" thick fixed complete with brass screws. Rate to include fapplying, one coat of primer and two coats of enamel paint.	m	357.00
MA05	Removing existing Door or Window sash & Repairing & Refixing with using 1 1/4"x 1 1/4" jack timber bar and all complete.	m	2,397.00
MA06	Removing decayed parts of the ridge and fixing supplied and available ridge tiles with 1:1:4 ct. lime. motor, after laying the 1'-6" wide tar sheet.	m	1,268.00
MA07	Fixing supplied and available ceiling sheets with supplied beading & moulding including painting beading & moulding with two coats of enamel paint.	m ²	3,022.00
MA08	Fixing existing door or window frame & sashes in the place required as directed.including 4nrs holdfast	nr	5,956.00
MA09	Deleted		
MA10	Supplying and fixing Asb. Flat sheets (for ceiling) with beading to existing frame with brass screws	m ²	2,079.00

Code	Description	Unit	Rate (LKR)
MA11	Calicut tile roof - using, supplied & available material, with frame work including applying with two coats of wood preservative black to timber and laying Calicut flat tiles.(G. floor)	m ²	1,713.00
MA11 a	Calicut tile roof - using, supplied & available material, with frame work including applying with two coats of wood preservative black to timber and laying Calicut flat tiles.(1st.floor)	m ²	1,764.00
MA11b	Calicut tile roof - using, supplied & available material, with frame work including applying with two coats of wood preservative black to timber and laying Calicut flat tiles.(2nd.floor)	m ²	1,798.00
MA11c	Calicut tile roof - using, supplied & available material, with frame work including applying with two coats of wood preservative black to timber and laying Calicut flat tiles.(3rd.floor)	m ²	1,833.00
MA12	Corrugated asbestos roof - using, supplied & available material, with frame work including applying with two coats of wood preservative-black to timber and laying corrugated asbestos sheet.(G. floor)	m ²	1,683.00
MA12a	Corrugated asbestos roof - using, supplied & available material, with frame work including applying with two coats of wood preservative-black to timber and laying corrugated asbestos sheet.(1st. floor)	m ²	1,734.00
MA12b	Corrugated asbestos roof - using, supplied & available material, with frame work including applying with two coats of wood preservative-black to timber and laying corrugated asbestos sheet.(2nd. floor)	m ²	1,768.00
MA12c	Corrugated asbestos roof - using, supplied & available material, with frame work including applying with two coats of wood preservative-black to timber and laying corrugated asbestos sheet-3rd.floor	m ²	1,801.00
MA13	Double hung main gate - Gate sashes size 12'-0" x 5'-0" as per detailed drawing with 3 nos 1 1/4" dia. G.I. pipe horizontally and 2 nos 1 1/4" dia. G.I. pipe vertically. with 1/2" x 1/4" flat iron size 6" x 4" squares 05 Nos. At upper section of the frame. And lower section with 2 Nos 3/4" x 1/4" flat iron at equal spans including 10.0 mm dia. M.S. rods welded to G.I.Pipe and to 3/4" x 1/4" flat iron 4" c/c. vertically and one number gate sash fixed to column by 03 number pintles. including two nos bolts, Hasp & staple with 50 mm brass pad lock and hook. Applying one coat of anticorrosive paint and two coats of approved colour enamel paint.	m ²	15,591.00
MA14	Welded mesh with 100 x 50 mm imported timber frame and 50 x 50 mm weld mesh(gage10) fixed with 50 x 13 mm timber bars , rate include for one coat of metal primer & two coats of anticorrosive Paint	m ²	11,454.00
MA15	Door or window, removing, easing and re-fixing,	nr	1,528.00
MA16	Door or Window frames renewed in short lengths with jak timber Assume 3'0" length of door frame renewed 4"x3")	m	7,300.00
MA17	Timber Available sorted out to required sizes and fixed completed in Wooden frames (for door & windows)	m ³	123,249.00
MA18	Preparing stand post size 4" x 4" on top and 6"x 6" on bottom concreting with 1:2:4(3/4") ct. concrete R/F with 4 nos 6.0 mm m.s.dia rods, stirrups at 6" ctrs. Preparing water tray (3'-0" x 3'-0" basin) with 1:21/2:5(1") con. Mixture, bottom 3" thick and including 3" wide , 2" high con. Curb with the same mixture. plastered with 1:2 ct. mortar 1/2" thick finished smooth with neat ct. floating, including (plastic) 1/2" dia bib tap and necessary 1/2" dia P.V.C. pipes.	nr	10,682.00

Rates for Construction & Repair Works
2025 Rates, Matara, Southern Province
Tempered Glass

Code	Description	Unit	Rate (LKR)
TG01	12mm clear float tempered glass approved quality partition in ss u channel (304) including 37mm x 25mm top bar and 25mm x 25mm side and bottom bar with necessary 37mm s/s screws (csk head) 600mm c/c, rawl plug , mac rod (8mm) and binding sealer...etc.ss bar304.	m ²	18,611.00
TG02	12mm clear float tempered glass door,consisting with floor hinges (VVP or Kinlong, one year warranty), Door handle (pair), door lock(one year warranty) and necessary accessories and riverts , screws... etc Rate to include for making flat shape as outer line)	m ²	40,968.00

**Rates for Construction & Repair Works
2025 Rates, Matara, Southern Province
Glazier**

Code	Description	Unit	Rate (LKR)
GL01	Glass panels 3 mm (1/8) clear glass supplying and fixing with class I timber beading or routing.	m ²	5,842.00
GL02	Glass panels 3 mm (1/8) printed or obscure glass supplying and fixing with class I timber beading or routing	m ²	6,580.00
GL03	Glass panels 5 mm (3/16) clear glass supplying and fixing with class I timber beading or routing	m ²	6,807.00
GL04	Glass panels 5 mm (3/16) pinhead or obscure supplying and fixing with Class I timber beading or routing	m ²	7,929.00
GL05	Supply and fixing 200 X 200 x100 mm glass Blocks of approved quality with neat cement including plaster reveals.	nr	1,867.00

Rates for Construction & Repair Works
2025 Rates, Matara, Southern Province
Cladding work

Code	Description	Unit	Rate (LKR)
CL01	Aluminium composite panel sheet(4 mm thk) colour bonded-Single side (Cladding) for fix to external face of wall with Aluminium 1.5" x 1.5" box bar frame.using 1.5"x1.5" Al angle bars,12mmform rod,3/4"x8 Aluminium screws & 2" ST screws fixing to no 6 rawl plugs.Ground floor	m ²	24,630.00
CL01a	Aluminium composite panel sheet(4 mm thk)colour bonded -Single side (Cladding) for fix to external face of wall with Aluminium1.5" x 1.5" box bar frame.using 1.5"x1.5" Al angle bars,12mmform rod,3/4"x8 Aluminium screws & 2" ST screws fixing to no 6 rawl plugs. First floor	m ²	25,369.00
CL01b	Aluminium composite panel sheet(4 mm thk)colour bonded -Single side (Cladding) for fix to external face of wall with Aluminium1.5" x 1.5" box bar frame. using 1.5"x1.5" Al angle bars,12mmform rod,3/4"x8 Aluminium screws & 2" ST screws fixing to no 6 rawl plugs. Second floor	m ²	25,861.00
CL01c	Aluminium composite panel sheet (4 mm thk.)-colour bonded Single side(Cladding) for fix to external face of wall with 1.5" x 1.5" Aluminium box bar frame.using 1.5"x1.5" Al angle bars,12mmform rod,3/4"x8 Aluminium screws & 2" ST screws fixing to no 6 rawl plugs. Third floor	m ²	26,354.00
CL02	Aluminium composite panel sheet(4 mm thk) -colour bonded Single side(Cladding) for fix to external face of column with Aluminium 1.5" x 1.5" box bar frame.using 1.5"x1.5" Al angle bars,12mmform rod,3/4"x8 Aluminium screws & 2" ST screws fixing to no 6 rawl plugs. Ground floor	m ²	25,012.00
CL02a	Aluminium composite panel sheet(4 mm thk) -colour bonded Single side(Cladding) for fix to external face of column with Aluminium 1.5" x 1.5" box bar frame.using 1.5"x1.5" Al angle bars,12mmform rod,3/4"x8 Aluminium screws & 2" ST screws fixing to no 6 rawl plugs. First floor	m ²	25,762.00
CL02b	Aluminium composite panel sheet(4 mm thk) -colour bonded Single side(Cladding) for fix to external face of column with Aluminium 1.5" x 1.5" box bar frame. using 1.5"x1.5" Al angle bars,12mmform rod,3/4"x8 Aluminium screws & 2" ST screws fixing to no 6 rawl plugs.Second floor	m ²	26,262.00
CL02c	Aluminium composite panel sheet(4 mm thk) -colour bonded Single side(Cladding) for fix to external face of column with Aluminium 1.5" x 1.5" box bar frame. using 1.5"x1.5" Al angle bars,12mmform rod,3/4"x8 Aluminium screws & 2" ST screws fixing to no 6 rawl plugs.Third floor	m ²	26,763.00

Rates for Construction & Repair Works
2025 Rates, Matara, Southern Province
General Work

Code	Description	Unit	Rate (LKR)
GW01	Allow for cutting down 01 N0 tree average girth 500-1000 mm approximately 05 - 10 m height and debris cleared away from site	nr	6,181.00
GW02	Allow for cutting down 01 No tree average girth 1000-1500 mm. approximately 8 - 12 m height and debris cleared away from site	nr	8,241.00
GW03	Allow for cutting down 01 N0 tree average girth 1500-2000 mm. approximately 10-14 m height with debris cleared away from site	nr	20,049.00
GW04	Allow for cutting down 01 No tree average girth 2000-2500 mm. approximately 10 - 16 m height with debris cleared away from site	nr	25,953.00
GW05	Allow for cutting down 01 No tree average girth 2500-3000 mm. approximately 12 - 18 M height with debris cleared away from site	nr	31,857.00
GW06	Allow for cutting down 01 No tree, average girth 500-1000 mm. approximately 5 - 10 M height with uprooting and cutting down and cleared away from site	nr	7,964.00
GW07	Allow for cutting down 01 No tree average girth 1000 -1500mm. approximately 8 - 12 M height tree with uprooting and cutting down and cleared away from site	nr	15,375.00
GW08	Allow for cutting down 01 No tree average girth 1500 - 2000mm. approximately 10 - 14 M height tree with uprooting and cutting down and cleared away from site	nr	30,750.00
GW09	Allow for cutting down 01 No tree average girth 2000 - 2500mm. approximately 10 - 16M height tree with uprooting and cutting down and cleared away from site	nr	40,221.00
GW10	Allow for cutting down 01 No tree average girth 2500 - 3000mm. approximately 12 - 18 M height tree with uprooting and cutting down and cleared away from site	nr	47,909.00
GW11	Clearing site and grubbing up all small trees not exceeding 500mm girth and including bushes, scrubs, undergrowth hedges ... etc.	m ²	48.00

Rates for Construction & Repair Works
2025 Rates, Matara, Southern Province
Maintenance Aluminium Rates

Code	Description	Unit	Rate (LKR)
AL01	Supplying and fixing heavy quality Aluminium fastener (any colour) using 5/32x3/8" Al rivets. If required old accessories and rivets should be removed.	Nr	599.00
AL02	Supplying and fixing heavy quality Aluminium Crescent lock (any colour) using 5/32x3/8" Al rivets. If required old accessories and rivets should be removed.	Nr	599.00
AL03	Supplying and fixing 14" SS 304 Bar hinge using 5/32x3/8" Al rivets. If required old accessories and rivets should be removed.	Nr	1,068.00
AL04	Supplying and fixing 2" barrel bolt (any colour) using 1/8x3/8" Al rivets. If required old accessories and rivets should be removed.	Nr	379.00
AL05	Supplying and fixing 3" barrel bolt (any colour) using 1/8x3/8" Al rivets. If required old accessories and rivets should be removed.	Nr	463.00
AL06	Supplying and fixing 4" barrel bolt (any colour) using 1/8x3/8" Al rivets. If required old accessories and rivets should be removed.	Nr	541.00
AL07	Supplying and fixing 6" barrel bolt (any colour) using 1/8x3/8" Al rivets. If required old accessories and rivets should be removed.	Nr	744.00
AL08	Supplying and fixing 4"x3" Aluminium hinge (any colour) using 1/8x3/8" Al rivets. If required old accessories and rivets should be removed.	Nr	564.00
AL09	Supplying and fixing 4"x3" SS 304 hinge using 1/8x3/8" Al rivets. If required old accessories and rivets should be removed.	Nr	654.00
AL10	Supplying and fixing door closer (Dhul / New Star or equivalent approved by the Engineer). If required old accessories should be removed.	Nr	7,448.00
AL11	Supplying and fixing door lock (CL or equivalent approved by the Engineer). If required old accessories should be removed.	Nr	2,966.00
AL12	Supplying and fixing rubber beadings (455S) both sides for glass.	m	138.00
AL13	Supplying and fixing rubber beadings (3303, 3303A) both sides for composite board.	m	150.00
AL14	Supplying and fixing 5mm thick clear glass for doors or partitons with rubber beadings (455S) both sides.	Sq.m	3,904.00
AL15	Supplying and fixing 4mm thick Al/PVC Double side composite board for doors or partitons with rubber beadings (3303, 3303A) both sides.	Sq.m	4,447.00

Code	Description	Unit	Rate (LKR)
AL16	Supplying and fixing 5mm thick clear glass for windows with rubber beadings (674U) both sides.	Sq.m	5,732.00

Rates for Construction & Repair Works
2025 Rates, Matara, Southern Province
Natural Anodized Aluminium Rates

Code	Description	Unit	Rate(LKR)
ALN01	<p>Supplying, fabricating and fixing Aluminium natural anodized paneled door (Top panel - Glass, Bottom panel – Al/PVC Composite board) with frame (1 Nr door sash) as per Drg. No. SPES/RATE23/D/01, Option 1. Overall size of the door frame is 900x2100mm. (Size may be changed according to the site) Door frame consisting top and side bars (76x32mm) with 18x11mm door stopper bar using 5/32x3/8" Al rivets, and fixing with 50x18x2mm Al bracket using 1/8x3/8" Al rivets and 8x1 1/2" ST screws. Frame should be fixed to wall with 10 Nrs of No 6 rowl plugs and 8x3" ST screws. Door sash consisting top bar (80x42mm), side bars (66x45mm hinges side, 70x45mm lock side), middle bar (100x42mm) and bottom bar (120x42mm). 16x15mm clip bar should be used for required bars. Sash frame should be fixed with 38x38x2.5mm Al bracket using 1/8x3/8" Al rivets, 8mm dia. treaded bar with nuts for top and bottom bars. 4mm thick Al/PVC double side composite board for bottom panel and 5mm thick clear glass for top panel should be fixed. Rate should be included for supplying and fixing required Mohair beading, 3303, 3303A and 455S Rubber beadings, 3 Nrs of 100x75mm Al hinges using 5/32x3/8" Al rivets, Al natural anodized door handle (102x40mm) pair with cap nuts, Door lock (CL or equivalent approved by the Engineer), Screws, Pop rivets, Silicone etc.</p>	Sq.m	33,505.00
ALN02	<p>Supplying, fabricating and fixing Aluminium natural anodized paneled door (Top and bottom panel - Glass) with frame (1 Nr door sash) as per Drg. No. SPES/RATE23/D/01, Option 2. Overall size of the door frame is 900x2100mm. (Size may be changed according to the site) Door frame consisting top and side bars (76x32mm) with 18x11mm door stopper bar using 5/32x3/8" Al rivets, and fixing with 50x18x2mm Al bracket using 1/8x3/8" Al rivets and 8x1 1/2" ST screws. Frame should be fixed to wall with 10 Nrs of No 6 rowl plugs and 8x3" ST screws. Door sash consisting top bar (80x42mm), side bars (66x45mm hinges side, 70x45mm lock side), middle bar (100x42mm) and bottom bar (120x42mm). 16x15mm clip bar should be used for required bars. Sash frame should be fixed with 38x38x2.5mm Al bracket using 1/8x3/8" Al rivets, 8mm dia. treaded bar with nuts for top and bottom bars. 5mm thick clear glass for top and bottom panels should be fixed. Rate should be included for supplying and fixing required Mohair beading, 455S Rubber beadings, 3 Nrs of 100x75mm Al hinges using 5/32x3/8" Al rivets, Al natural anodized door handle (102x40mm) pair with cap nuts, Door lock (CL or equivalent approved by the Engineer), Screws, Pop rivets, Silicone etc.</p>	Sq.m	33,345.00

Code	Description	Unit	Rate(LKR)
ALN03	<p>Supplying, fabricating and fixing Aluminium natural anodized paneled door (Top panel - Glass, Bottom panel – Al/PVC Composite board) with frame (1 Nr door sash) as per Drg. No. SPES/RATE23/D/02, Option 1. Overall size of the door frame is 1050x2100mm. (Size may be changed according to the site) Door frame consisting top and side bars (76x32mm) with 18x11mm door stopper bar using 5/32x3/8" Al rivets, and fixing with 50x18x2mm Al bracket using 1/8x3/8" Al rivets and 8x1 1/2" ST screws. Frame should be fixed to wall with 10 Nrs of No 6 rowl plugs and 8x3" ST screws. Door sash consisting top bar (80x42mm), side bars (66x45mm hinges side, 70x45mm lock side), middle bar (100x42mm) and bottom bar (120x42mm). 16x15mm clip bar should be used for required bars. Sash frame should be fixed with 38x38x2.5mm Al bracket using 1/8x3/8" Al rivets, 8mm dia. treaded bar with nuts for top and bottom bars. 4mm thick Al/PVC double side composite board for bottom panel and 5mm thick clear glass for top panel should be fixed. Rate should be included for supplying and fixing required Mohair beading, 3303, 3303A and 455S Rubber beadings, 4 Nrs of 100x75mm Al hinges using 5/32x3/8" Al rivets, Al natural anodized door handle (102x40mm) pair with cap nuts, Door lock (CL or equivalent approved by the Engineer), Screws, Pop rivets, Silicone etc.</p>	Sq.m	30,703.00
ALN04	<p>Supplying, fabricating and fixing Aluminium natural anodized paneled door (Top and bottom panel - Glass) with frame (1 Nr door sash) as per Drg. No. SPES/RATE23/D/02, Option 2. Overall size of the door frame is 1050x2100mm. (Size may be changed according to the site) Door frame consisting top and side bars (76x32mm) with 18x11mm door stopper bar using 5/32x3/8" Al rivets, and fixing with 50x18x2mm Al bracket using 1/8x3/8" Al rivets and 8x1 1/2" ST screws. Frame should be fixed to wall with 10 Nrs of No 6 rowl plugs and 8x3" ST screws. Door sash consisting top bar (80x42mm), side bars (66x45mm hinges side, 70x45mm lock side), middle bar (100x42mm) and bottom bar (120x42mm). 16x15mm clip bar should be used for required bars. Sash frame should be fixed with 38x38x2.5mm Al bracket using 1/8x3/8" Al rivets, 8mm dia. treaded bar with nuts for top and bottom bars. 5mm thick clear glass for top and bottom panels should be fixed. Rate should be included for supplying and fixing required Mohair beading, 455S Rubber beadings, 4 Nrs of 100x75mm Al hinges using 5/32x3/8" Al rivets, Al natural anodized door handle (102x40mm) pair with cap nuts, Door lock (CL or equivalent approved by the Engineer), Screws, Pop rivets, Silicone etc.</p>	Sq.m	30,541.00

Code	Description	Unit	Rate(LKR)
ALN05	<p>Supplying, fabricating and fixing Aluminium natural anodized paneled door (Top panel - Glass, Bottom panel – Al/PVC Composite board) with frame (1 Nr door sash and 2 Nrs 450mm height louver panels at the top) as per Drg. No. SPES/RATE23/D/L/01, Option 1. Overall size of the door frame is 900x2550mm including 450mm high louvers. (Size may be changed according to the site) Door frame consisting top bar (76x32mm), side bars (76x32mm, use 18x11mm door stopper bar at louver height with required Al rivets) horizontal middle bar (76x32mm with 70x4mm clip bar) and vertical middle bar (46x41mm) with 18x11mm door stopper bar around door frame using 5/32x3/8" Al rivets, and fixing with 50x18x2mm Al bracket using 1/8x3/8" Al rivets and 8x1 1/2" ST screws. Louver blades (52x34mm) should be fixed to louver frame bars (20x37mm) using 1/8x1/2" Al rivets, and louver panel fixed to frame using 1/8x1/2" Al rivets. Frame should be fixed to wall with 12 Nrs of No 6 rowl plugs and 8x3" ST screws. Door sash consisting top bar (80x42mm), side bars (66x45mm hinges side, 70x45mm lock side), middle bar (100x42mm) and bottom bar (120x42mm). 16x15mm clip bar should be used for required bars. Sash frame should be fixed with 38x38x2.5mm Al bracket using 1/8x3/8" Al rivets, 8mm dia. treaded bar with nuts for top and bottom bars. 4mm thick Al/PVC double side composite board for bottom panel and 5mm thick clear glass for top panel should be fixed. Rate should be included for supplying and fixing required Mohair beading, 3303, 3303A and 455S Rubber beadings, 3 Nrs of 100x75mm Al hinges using 5/32x3/8" Al rivets, Al natural anodized door handle (102x40mm) pair with cap nuts, Door lock (CL or equivalent approved by the Engineer), Screws, Pop rivets, Silicone etc.</p>	Sq.m	36,067.00

Code	Description	Unit	Rate(LKR)
ALN06	<p>Supplying, fabricating and fixing Aluminium natural anodized paneled door (Top and Bottom panel – Glass) with frame (1 Nr door sash and 2 Nrs 450mm height louver panels at the top) as per Drg. No. SPES/RATE23/D/L/01, Option 2. Overall size of the door frame is 900x2550mm including 450mm high louvers. (Size may be changed according to the site) Door frame consisting top bar (76x32mm), side bars (76x32mm, use 18x11mm door stopper bar at louver height with required Al rivets) horizontal middle bar (76x32mm with 70x4mm clip bar) and vertical middle bar (46x41mm) with 18x11mm door stopper bar around door frame using 5/32x3/8" Al rivets, and fixing with 50x18x2mm Al bracket using 1/8x3/8" Al rivets and 8x1 1/2" ST screws. Louver blades (52x34mm) should be fixed to louver frame bars (20x37mm) using 1/8x1/2" Al rivets, and louver panel fixed to frame using 1/8x1/2" Al rivets. Frame should be fixed to wall with 12 Nrs of No 6 rowl plugs and 8x3" ST screws. Door sash consisting top bar (80x42mm), side bars (66x45mm hinges side, 70x45mm lock side), middle bar (100x42mm) and bottom bar (120x42mm). 16x15mm clip bar should be used for required bars. Sash frame should be fixed with 38x38x2.5mm Al bracket using 1/8x3/8" Al rivets, 8mm dia. treaded bar with nuts for top and bottom bars. 5mm thick clear glass for top and bottom panel should be fixed. Rate should be included for supplying and fixing required Mohair beading, 3303, 3303A and 455S Rubber beadings, 3 Nrs of 100x75mm Al hinges using 5/32x3/8" Al rivets, Al natural anodized door handle (102x40mm) pair with cap nuts, Door lock (CL or equivalent approved by the Engineer), Screws, Pop rivets, Silicone etc.</p>	Sq.m	35,935.00

Code	Description	Unit	Rate(LKR)
ALN07	<p>Supplying, fabricating and fixing Aluminium bronze anodized paneled door (Top panel - Glass, Bottom panel – Al/PVC Composite board) with frame (1 Nr door sash and 2 Nrs 450mm height fix glass panels at the top) as per Drg. No. SPES/RATE23/D/F/01, Option 1. Overall size of the door frame is 900x2550mm including 450mm high fix glass. (Size may be changed according to the site) Door frame consisting top bar (76x32mm), side bars (76x32mm) horizontal middle bar (75x32mm with 70x11mm clip bar and 31x19mm clip bar) and vertical middle bar (76x32mm with 70x11mm clip bar) with 18x11mm door stopper bar around door frame using 5/32x3/8" Al rivets, and fixing with 50x18x2mm Al bracket using 1/8x3/8" Al rivets and 8x1 1/2" ST screws. Frame top panels should be fixed with 5mm thick clear glass using 455S rubber beading. Frame should be fixed to wall with 12 Nrs of No 6 rowl plugs and 8x3" ST screws. Door sash consisting top bar (80x42mm), side bars (66x45mm hinges side, 70x45mm lock side), middle bar (100x42mm) and bottom bar (120x42mm). 16x15mm clip bar should be used for required bars. Sash frame should be fixed with 38x38x2.5mm Al bracket using 1/8x3/8" Al rivets, 8mm dia. treaded bar with nuts for top and bottom bars. 4mm thick Al/PVC double side composite board for bottom panel and 5mm thick clear glass for top panel should be fixed. Rate should be included for supplying and fixing required Mohair beading, 3303, 3303A and 455S Rubber beadings, 3 Nrs of 100x75mm Al hinges using 5/32x3/8" Al rivets, Al natural anodized door handle (102x40mm) pair with cap nuts, Door lock (CL or equivalent approved by the Engineer), Screws, Pop rivets, Silicone etc.</p>	Sq.m	32,407.00

Code	Description	Unit	Rate(LKR)
ALN08	<p>Supplying, fabricating and fixing Aluminium natural anodized paneled door (Top and Bottom panel – Glass) with frame (1 Nr door sash and 2 Nrs 450mm height fix glass panels at the top) as per Drg. No. SPES/RATE23/D/F/01, Option 2. Overall size of the door frame is 900x2550mm including 450mm high fix glass. (Size may be changed according to the site) Door frame consisting top bar (76x32mm), side bars (76x32mm) horizontal middle bar (75x32mm with 70x11mm clip bar and 31x19mm clip bar) and vertical middle bar (76x32mm with 70x11mm clip bar) with 18x11mm door stopper bar around door frame using 5/32x3/8" Al rivets, and fixing with 50x18x2mm Al bracket using 1/8x3/8" Al rivets and 8x1 1/2" ST screws. Frame top panels should be fixed with 5mm thick clear glass using 455S rubber beading. Frame should be fixed to wall with 12 Nrs of No 6 rowl plugs and 8x3" ST screws. Door sash consisting top bar (80x42mm), side bars (66x45mm hinges side, 70x45mm lock side), middle bar (100x42mm) and bottom bar (120x42mm). 16x15mm clip bar should be used for required bars. Sash frame should be fixed with 38x38x2.5mm Al bracket using 1/8x3/8" Al rivets, 8mm dia. treaded bar with nuts for top and bottom bars. 5mm thick clear glass for top and bottom panels should be fixed. Rate should be included for supplying and fixing required Mohair beading, 455S Rubber beadings, 3 Nrs of 100x75mm Al hinges using 5/32x3/8" Al rivets, Al natural anodized door handle (102x40mm) pair with cap nuts, Door lock (CL or equivalent approved by the Engineer), Screws, Pop rivets, Silicone etc.</p>	Sq.m	32,286.00

Code	Description	Unit	Rate(LKR)
ALN09	<p>Supplying, fabricating and fixing Aluminium natural anodized paneled door (Top panel - Glass, Bottom panel – Al/PVC Composite board) with frame (1 Nr door sash and 2 Nrs 450mm height louver panels at the top) as per Drg. No. SPES/RATE23/D/L/02, Option 1. Overall size of the door frame is 1050x2550mm including 450mm high louvers. (Size may be changed according to the site) Door frame consisting top bar (76x32mm), side bars (76x32mm, use 18x11mm door stopper bar at louver height with required Al rivets) horizontal middle bar (76x32mm with 70x4mm clip bar) and vertical middle bar (46x41mm) with 18x11mm door stopper bar around door frame using 5/32x3/8" Al rivets, and fixing with 50x18x2mm Al bracket using 1/8x3/8" Al rivets and 8x1 1/2" ST screws. Louver blades (52x34mm) should be fixed to louver frame bars (20x37mm) using 1/8x1/2" Al rivets, and louver panel fixed to frame using 1/8x1/2" Al rivets. Frame should be fixed to wall with 12 Nrs of No 6 rowl plugs and 8x3" ST screws. Door sash consisting top bar (80x42mm), side bars (66x45mm hinges side, 70x45mm lock side), middle bar (100x42mm) and bottom bar (120x42mm). 16x15mm clip bar should be used for required bars. Sash frame should be fixed with 38x38x2.5mm Al bracket using 1/8x3/8" Al rivets, 8mm dia. treaded bar with nuts for top and bottom bars. 4mm thick Al/PVC double side composite board for bottom panel and 5mm thick clear glass for top panel should be fixed. Rate should be included for supplying and fixing required Mohair beading, 3303, 3303A and 455S Rubber beadings, 4 Nrs of 100x75mm Al hinges using 5/32x3/8" Al rivets, Al natural anodized door handle (102x40mm) pair with cap nuts, Door lock (CL or equivalent approved by the Engineer), Screws, Pop rivets, Silicone etc.</p>	Sq.m	33,134.00

Code	Description	Unit	Rate(LKR)
ALN10	<p>Supplying, fabricating and fixing Aluminium natural anodized paneled door (Top and Bottom panel – Glass) with frame (1 Nr door sash and 2 Nrs 450mm height louver panels at the top) as per Drg. No. SPES/RATE23/D/L/02, Option 2. Overall size of the door frame is 1050x2550mm including 450mm high louvers. (Size may be changed according to the site) Door frame consisting top bar (76x32mm), side bars (76x32mm, use 18x11mm door stopper bar at louver height with required Al rivets) horizontal middle bar (76x32mm with 70x4mm clip bar) and vertical middle bar (46x41mm) with 18x11mm door stopper bar around door frame using 5/32x3/8" Al rivets, and fixing with 50x18x2mm Al bracket using 1/8x3/8" Al rivets and 8x1 1/2" ST screws. Louver blades (52x34mm) should be fixed to louver frame bars (20x37mm) using 1/8x1/2" Al rivets, and louver panel fixed to frame using 1/8x1/2" Al rivets. Frame should be fixed to wall with 12 Nrs of No 6 rowl plugs and 8x3" ST screws. Door sash consisting top bar (80x42mm), side bars (66x45mm hinges side, 70x45mm lock side), middle bar (100x42mm) and bottom bar (120x42mm). 16x15mm clip bar should be used for required bars. Sash frame should be fixed with 38x38x2.5mm Al bracket using 1/8x3/8" Al rivets, 8mm dia. treaded bar with nuts for top and bottom bars. 5mm thick clear glass for top and bottom panel should be fixed. Rate should be included for supplying and fixing required Mohair beading, 3303, 3303A and 455S Rubber beadings, 4 Nrs of 100x75mm Al hinges using 5/32x3/8" Al rivets, Al natural anodized door handle (102x40mm) pair with cap nuts, Door lock (CL or equivalent approved by the Engineer), Screws, Pop rivets, Silicone etc.</p>	Sq.m	33,022.00

Code	Description	Unit	Rate(LKR)
ALN11	<p>Supplying, fabricating and fixing Aluminium natural anodized paneled door (Top panel - Glass, Bottom panel – Al/PVC Composite board) with frame (1 Nr door sash and 2 Nrs 450mm height fix glass panels at the top) as per Drg. No. SPES/RATE23/D/F/02, Option 1. Overall size of the door frame is 1050x2550mm including 450mm high fix glass. (Size may be changed according to the site) Door frame consisting top bar (76x32mm), side bars (76x32mm) horizontal middle bar (75x32mm with 70x11mm clip bar and 31x19mm clip bar) and vertical middle bar (76x32mm with 70x11mm clip bar) with 18x11mm door stopper bar around door frame using 5/32x3/8" Al rivets, and fixing with 50x18x2mm Al bracket using 1/8x3/8" Al rivets and 8x1 1/2" ST screws. Frame top panels should be fixed with 5mm thick clear glass using 455S rubber beading. Frame should be fixed to wall with 12 Nrs of No 6 rowl plugs and 8x3" ST screws. Door sash consisting top bar (80x42mm), side bars (66x45mm hinges side, 70x45mm lock side), middle bar (100x42mm) and bottom bar (120x42mm). 16x15mm clip bar should be used for required bars. Sash frame should be fixed with 38x38x2.5mm Al bracket using 1/8x3/8" Al rivets, 8mm dia. treaded bar with nuts for top and bottom bars. 4mm thick Al/PVC double side composite board for bottom panel and 5mm thick clear glass for top panel should be fixed. Rate should be included for supplying and fixing required Mohair beading, 3303, 3303A and 455S Rubber beadings, 4 Nrs of 100x75mm Al hinges using 5/32x3/8" Al rivets, Al natural anodized door handle (102x40mm) pair with cap nuts, Door lock (CL or equivalent approved by the Engineer), Screws, Pop rivets, Silicone etc.</p>	Sq.m	29,586.00

Code	Description	Unit	Rate(LKR)
ALN12	<p>Supplying, fabricating and fixing Aluminium natural anodized paneled door (Top and Bottom panel – Glass) with frame (1 Nr door sash and 2 Nrs 450mm height fix glass panels at the top) as per Drg. No. SPES/RATE23/D/F/02, Option 2. Overall size of the door frame is 1050x2550mm including 450mm high fix glass. (Size may be changed according to the site) Door frame consisting top bar (76x32mm), side bars (76x32mm) horizontal middle bar (75x32mm with 70x11mm clip bar and 31x19mm clip bar) and vertical middle bar (76x32mm with 70x11mm clip bar) with 18x11mm door stopper bar around door frame using 5/32x3/8" Al rivets, and fixing with 50x18x2mm Al bracket using 1/8x3/8" Al rivets and 8x1 1/2" ST screws. Frame top panels should be fixed with 5mm thick clear glass using 455S rubber beading. Frame should be fixed to wall with 12 Nrs of No 6 rowl plugs and 8x3" ST screws. Door sash consisting top bar (80x42mm), side bars (66x45mm hinges side, 70x45mm lock side), middle bar (100x42mm) and bottom bar (120x42mm). 16x15mm clip bar should be used for required bars. Sash frame should be fixed with 38x38x2.5mm Al bracket using 1/8x3/8" Al rivets, 8mm dia. treaded bar with nuts for top and bottom bars. 5mm thick clear glass for top and bottom panels should be fixed. Rate should be included for supplying and fixing required Mohair beading, 455S Rubber beadings, 4 Nrs of 100x75mm Al hinges using 5/32x3/8" Al rivets, Al natural anodized door handle (102x40mm) pair with cap nuts, Door lock (CL or equivalent approved by the Engineer), Screws, Pop rivets, Silicone etc.</p>	Sq.m	29,472.00
ALN13	<p>Supplying, fabricating and fixing Aluminium natural anodized paneled door (Top panel - Glass, Bottom panel – Al/PVC Composite board) with frame (2 Nrs door sash) as per Drg. No. SPES/RATE23/DD/01, Option 1. Overall size of the door frame is 1500x2100mm. (Size may be changed according to the site) Door frame consisting top and side bars (76x32mm) with 18x11mm door stopper bar using 5/32x3/8" Al rivets, and fixing with 50x18x2mm Al bracket using 1/8x3/8" Al rivets and 8x1 1/2" ST screws. Frame should be fixed to wall with 12 Nrs of No 6 rowl plugs and 8x3" ST screws. Door sash consisting top bar (80x42mm), side bars (66x45mm hinges side, 70x45mm lock side), middle bar (100x42mm) and bottom bar (120x42mm). 16x15mm clip bar should be used for required bars. Sash frame should be fixed with 38x38x2.5mm Al bracket using 1/8x3/8" Al rivets, 8mm dia. treaded bar with nuts for top and bottom bars. 4mm thick Al/PVC double side composite board for bottom panel and 5mm thick clear glass for top panel should be fixed. Rate should be included for supplying and fixing required Mohair beading, 3303, 3303A and 455S Rubber beadings, 6 Nrs of 100x75mm Al hinges using 5/32x3/8" Al rivets, 2 Nrs of Al natural anodized door handle (102x40mm) pair with cap nuts, Door lock (CL or equivalent approved by the Engineer), Screws, Pop rivets, Silicone etc.</p>	Sq.m	32,920.00

Code	Description	Unit	Rate(LKR)
ALN14	<p>Supplying, fabricating and fixing Aluminium natural anodized paneled door (Top and Bottom panel – Glass) with frame (2 Nrs door sash) as per Drg. No. SPES/RATE23/DD/01, Option 2. Overall size of the door frame is 1500x2100mm. (Size may be changed according to the site) Door frame consisting top and side bars (76x32mm) with 18x11mm door stopper bar using 5/32x3/8" Al rivets, and fixing with 50x18x2mm Al bracket using 1/8x3/8" Al rivets and 8x1 1/2" ST screws. Frame should be fixed to wall with 12 Nrs of No 6 rowl plugs and 8x3" ST screws. Door sash consisting top bar (80x42mm), side bars (66x45mm hinges side, 70x45mm lock side), middle bar (100x42mm) and bottom bar (120x42mm). 16x15mm clip bar should be used for required bars. Sash frame should be fixed with 38x38x2.5mm Al bracket using 1/8x3/8" Al rivets, 8mm dia. treaded bar with nuts for top and bottom bars. 5mm thick clear glass for top and bottom panel should be fixed. Rate should be included for supplying and fixing required Mohair beading, 455S Rubber beadings, 6 Nrs of 100x75mm Al hinges using 5/32x3/8" Al rivets, 2 Nrs of Al natural anodized door handle (102x40mm) pair with cap nuts, Door lock (CL or equivalent approved by the Engineer), Screws, Pop rivets, Silicone etc.</p>	Sq.m	32,773.00
ALN15	<p>Supplying, fabricating and fixing Aluminium natural anodized paneled swing door (Top panel - Glass, Bottom panel – Al/PVC Composite board) with frame (1 Nr door sash) as per Drg. No. SPES/RATE23/D/S/01, Option 1. Overall size of the door frame is 1050x2100mm. (Size may be changed according to the site) Door frame consisting top and side bars (100x45x1.2mm box bar) and fixing with 38x38x2.5mm Al bracket using 1/8x3/8" Al rivets. Frame should be fixed to wall with 15 Nrs of No 6 rowl plugs and 8x3" ST screws. Door sash consisting top bar (80x42mm), side bars (70x45mm), middle bar (100x42mm) and bottom bar (120x42mm). 16x15mm clip bar should be used for required bars. Sash frame should be fixed with 38x38x2.5mm Al bracket using 1/8x3/8" Al rivets, 8mm dia. treaded bar with nuts for top and bottom bars. 4mm thick Al/PVC double side composite board for bottom panel and 5mm thick clear glass for top panel should be fixed. Rate should be included for supplying and fixing required Mohair beading, 3303, 3303A and 455S rubber beadings, 1 Nrs of Floor hinges (VVP or equivalent approved by the Engineer, required one year warranty) with arm and pivot, 2 Nrs of SS bend door handle, Door lock (CL or equivalent approved by the Engineer), Screws, Pop rivets, Silicone etc.</p>	Sq.m	42,876.00

Code	Description	Unit	Rate(LKR)
ALN16	<p>Supplying, fabricating and fixing Aluminium natural anodized paneled swing door (Top and bottom panel - Glass) with frame (1 Nr door sash) as per Drg. No. SPES/RATE23/D/S/01, Option 2. Overall size of the door frame is 1050x2100mm. (Size may be changed according to the site) Door frame consisting top and side bars (100x45x1.2mm box bar) and fixing with 38x38x2.5mm Al bracket using 1/8x3/8" Al rivets. Frame should be fixed to wall with 15 Nrs of No 6 rowl plugs and 8x3" ST screws. Door sash consisting top bar (80x42mm), side bars (70x45mm), middle bar (100x42mm) and bottom bar (120x42mm). 16x15mm clip bar should be used for required bars. Sash frame should be fixed with 38x38x2.5mm Al bracket using 1/8x3/8" Al rivets, 8mm dia. treaded bar with nuts for top and bottom bars. 5mm thick clear glass for top and bottom panel should be fixed. Rate should be included for supplying and fixing required Mohair beading, 455S Rubber beadings, 1 Nrs of Floor hinges (VVP or equivalent approved by the Engineer, required one year warranty) with arm and pivot, 2 Nrs of SS bend door handle, Door lock (CL or equivalent approved by the Engineer), Screws, Pop rivets, Silicone etc.</p>	Sq.m	42,731.00
ALN17	<p>Supplying, fabricating and fixing Aluminium natural anodized paneled swing door (Top panel - Glass, Bottom panel – Al/PVC Composite board) with frame (2 Nrs door sash) as per Drg. No. SPES/RATE23/DD/S/01, Option 1. Overall size of the door frame is 1800x2100mm. (Size may be changed according to the site) Door frame consisting top and side bars (100x45x1.2mm box bar) and fixing with 38x38x2.5mm Al bracket using 1/8x3/8" Al rivets. Frame should be fixed to wall with 17 Nrs of No 6 rowl plugs and 8x3" ST screws. Door sash consisting top bar (80x42mm), side bars (70x45mm), middle bar (100x42mm) and bottom bar (120x42mm). 16x15mm clip bar should be used for required bars. Sash frame should be fixed with 38x38x2.5mm Al bracket using 1/8x3/8" Al rivets, 8mm dia. treaded bar with nuts for top and bottom bars. 4mm thick Al/PVC double side composite board for bottom panel and 5mm thick clear glass for top panel should be fixed. Rate should be included for supplying and fixing required Mohair beading, 3303, 3303A and 455S Rubber beadings, 2 Nrs of Floor hinges (VVP or equivalent approved by the Engineer, required one year warranty) with arm and pivot, 4 Nrs of SS bend door handle, Door lock (CL or equivalent approved by the Engineer), Screws, Pop rivets, Silicone etc.</p>	Sq.m	43,097.00

Code	Description	Unit	Rate(LKR)
ALN18	<p>Supplying, fabricating and fixing Aluminium natural anodized paneled swing door (Top and Bottom panel - Glass) with frame (2 Nrs door sash) as per Drg. No. SPES/RATE23/DD/S/01, Option 2. Overall size of the door frame is 1800x2100mm. (Size may be changed according to the site) Door frame consisting top and side bars (100x45x1.2mm box bar) and fixing with 38x38x2.5mm Al bracket using 1/8x3/8" Al rivets. Frame should be fixed to wall with 17 Nrs of No 6 rowl plugs and 8x3" ST screws. Door sash consisting top bar (80x42mm), side bars (70x45mm), middle bar (100x42mm) and bottom bar (120x42mm). 16x15mm clip bar should be used for required bars. Sash frame should be fixed with 38x38x2.5mm Al bracket using 1/8x3/8" Al rivets, 8mm dia. treaded bar with nuts for top and bottom bars. 5mm thick clear glass for top and bottom panel should be fixed. Rate should be included for supplying and fixing required Mohair beading, 455S Rubber beadings, 2 Nrs of Floor hinges (VVP or equivalent approved by the Engineer, required one year warranty) with arm and pivot, 4 Nrs of SS bend door handle, Door lock (CL or equivalent approved by the Engineer), Screws, Pop rivets, Silicone etc.</p>	Sq.m	42,948.00
ALN19	<p>Supplying, fabricating and fixing Aluminium natural anodized paneled sliding door (Top panel - Glass, Bottom panel – Al/PVC Composite board) with frame (1 Nr door sash) as per Drg. No. SPES/RATE23/SD/01, Option 1. Overall size of the door frame is 900x2100mm. (Size may be changed according to the site) Door frame consisting top rail (40x33mm), bottom rail (40x20mm) and side bars (40x24mm), and fixing using 8x1 1/2" ST screws. Frame should be fixed to wall with 14 Nrs of No 6 rowl plugs and 8x2" ST screws. Door sash consisting top bar (22x32mm), side bars (50x26mm), middle bar (22x30mm) and bottom bar (22x56mm). Sash frame should be fixed using 8x1 1/2" ST screws. 4mm thick Al/PVC double side composite board for bottom panel and 5mm thick clear glass for top panel should be fixed. Rate should be included for supplying and fixing required 3303, 3303A and 455S Rubber beadings, 2 Nrs of Adjustable rollers, 4 Nrs of Guide runners for the top, 2 Nrs of Aluminium plate door handles, Door lock (CL or equivalent approved by the Engineer), Screws, Pop rivets, Hole buttons, Silicone etc. (Frame height and door sash width should be measured for payments)</p>	Sq.m	21,459.00

Code	Description	Unit	Rate(LKR)
ALN20	Supplying, fabricating and fixing Aluminium natural anodized paneled sliding door (Top and bottom panel - Glass) with frame (1 Nr door sash) as per Drg. No. SPES/RATE23/SD/01, Option 2. Overall size of the door frame is 900x2100mm. (Size may be changed according to the site) Door frame consisting top rail (40x33mm), bottom rail (40x20mm) and side bars (40x24mm), and fixing using 8x1 1/2" ST screws. Frame should be fixed to wall with 14 Nrs of No 6 rowl plugs and 8x2" ST screws. Door sash consisting top bar (22x32mm), side bars (50x26mm), middle bar (22x30mm) and bottom bar (22x56mm). Sash frame should be fixed using 8x1 1/2" ST screws. 5mm thick clear glass for top and bottom panels should be fixed. Rate should be included for supplying and fixing required 455S Rubber beadings, 2 Nrs of Adjustable rollers, 4 Nrs of Guide runners for the top, 2 Nrs of Aluminium plate door handles, Door lock (CL or equivalent approved by the Engineer), Screws, Pop rivets, Hole buttons, Silicone etc. (Frame height and door sash width should be measured for payments)	Sq.m	21,269.00
ALN21	Supplying, fabricating and fixing Aluminium natural anodized paneled door (Top and Bottom panel – Al/PVC Composite board) with frame (1 Nr door sash) as per Drg. No. SPES/RATE23/D/03. Overall size of the door frame is 750x2100mm. (Size may be changed according to the site) Door frame consisting top and side bars (76x23mm), and fixing with 38x38x2.5mm Al bracket using 1/8x3/8" Al rivets. Frame should be fixed to wall with 8 Nrs of No 6 rowl plugs and 8x3" ST screws. Door sash consisting top and bottom bar (80x42mm), side bars (66x45mm hinges side, 70x45mm lock side) and middle bar (100x42mm). 16x15mm clip bar should be used for required bars. Sash frame should be fixed with 38x38x2.5mm Al bracket using 1/8x3/8" Al rivets, 8mm dia. treaded bar with nuts for top and bottom bars. 3mm thick Al/PVC double side composite board for top and bottom panels should be fixed. Rate should be included for supplying and fixing required Mohair beading, 3303A Rubber beadings, 3 Nrs of 100x75mm Aluminium hinges using 5/32x3/8" Al rivets, 2 Nrs of Aluminium plate door handle, Door lock (CL or equivalent approved by the Engineer), 2 Nrs of 3" Al Barrel Bolt, Screws, Pop rivets, Silicone etc.	Sq.m	33,349.00

Code	Description	Unit	Rate(LKR)
ALN22	Supplying, fabricating and fixing Aluminium natural anodized fully composite board (Al/PVC Composite board) door with frame (1 Nr door sash) as per Drg. No. SPES/RATE23/D/04. Overall size of the door frame is 750x1950mm. (Size may be changed according to the site) Door frame consisting top and side bars (50x25x0.9mm box bars) with 18x11mm door stopper bar using 5/32x3/8" Al rivets and fixing with 38x38x2.5mm Al bracket using 1/8x3/8" Al rivets. Frame should be fixed to wall with 8 Nrs of No 6 rowl plugs and 8x3" ST screws. Door sash consisting top, sides, bottom and 2 Nrs of middle bars (50x25x0.9mm box bars). Sash frame should be fixed with 38x38x2.5mm Al bracket using 1/8x3/8" Al rivets, 3mm thick Al/PVC double side composite board for full door should be fixed using 1/8x3/8" Al rivets. Rate should be included for supplying and fixing required Mohair beading, 3 Nrs of 100x75mm Aluminium hinges using 5/32x3/8" Al rivets, 2 Nrs of Aluminium plate door handle, 2 Nrs of 2" Al Barrel Bolt, Screws, Pop rivets, Silicone etc.	Sq.m	20,441.00
ALN23	Supplying, fabricating and fixing Aluminium natural anodized casement window with frame (1 Nr window sash) as per Drg. No. SPES/RATE23/CW/01. Overall size of the window frame is 600x1200mm. (Size may be changed according to the site) Window frame consisting top, bottom and side bars (41x31mm), and fixing with 38x38x2.5mm Al bracket using 1/8x3/8" Al rivets. Frame should be fixed to wall with 10 Nrs of No 6 rowl plugs and 8x2" ST screws. Window sash consisting top, bottom and side bars (40x35mm) should be fixed using 8x1 1/2" ST screws, and 5mm thick clear glass. Rate should be included for supplying and fixing required 437K Rubber beading, 674U Rubber beading, 2 Nrs of 14" SS 304 bar hinges using 5/32x3/8" Al rivets, 1 Nrs of heavy quality Al fasteners using 5/32x3/8" Al rivets, Screws, Pop rivets, Silicone etc.	Sq.m	31,676.00
ALN24	Supplying, fabricating and fixing Aluminium natural anodized casement window with frame (2 Nrs window sashes) as per Drg. No. SPES/RATE23/CW/02. Overall size of the window frame is 1200x1200mm. (Size may be changed according to the site) Window frame consisting top, bottom and side bars (41x31mm), middle bars (46x41mm), and fixing with 38x38x2.5mm Al bracket using 1/8x3/8" Al rivets and 8x1 1/2" ST screws. Frame should be fixed to wall with 12 Nrs of No 6 rowl plugs and 8x2" ST screws. Window sash consisting top, bottom and side bars (40x35mm) should be fixed using 8x1 1/2" ST screws, and 5mm thick clear glass. Rate should be included for supplying and fixing required 437K Rubber beading, 674U Rubber beading, 4 Nrs of 14" SS 304 bar hinges using 5/32x3/8" Al rivets, 2 Nrs of heavy quality Al fasteners using 5/32x3/8" Al rivets, Screws, Pop rivets, Silicone etc.	Sq.m	30,211.00

Code	Description	Unit	Rate(LKR)
ALN25	Supplying, fabricating and fixing Aluminium natural anodized casement window with frame (3 Nrs window sashes) as per Drg. No. SPES/RATE23/CW/03. Overall size of the window frame is 1800x1200mm. (Size may be changed according to the site) Window frame consisting top, bottom and side bars (41x31mm), middle bars (46x41mm), and fixing with 38x38x2.5mm Al bracket using 1/8x3/8" Al rivets and 8x1 1/2" ST screws. Frame should be fixed to wall with 14 Nrs of No 6 rowl plugs and 8x2" ST screws. Window sash consisting top, bottom and side bars (40x35mm) should be fixed using 8x1 1/2" ST screws, and 5mm thick clear glass. Rate should be included for supplying and fixing required 437K Rubber beading, 674U Rubber beading, 6 Nrs of 14" SS 304 bar hinges using 5/32x3/8" Al rivets, 3 Nrs of heavy quality Al fasteners using 5/32x3/8" Al rivets, Screws, Pop rivets, Silicone etc.	Sq.m	29,734.00
ALN26	Supplying, fabricating and fixing Aluminium natural anodized casement window with frame (4 Nrs window sashes) as per Drg. No. SPES/RATE23/CW/04. Overall size of the window frame is 2400x1200mm. (Size may be changed according to the site) Window frame consisting top, bottom and side bars (41x31mm), middle bars (46x41mm), and fixing with 38x38x2.5mm Al bracket using 1/8x3/8" Al rivets and 8x1 1/2" ST screws. Frame should be fixed to wall with 16 Nrs of No 6 rowl plugs and 8x2" ST screws. Window sash consisting top, bottom and side bars (40x35mm) should be fixed using 8x1 1/2" ST screws, and 5mm thick clear glass. Rate should be included for supplying and fixing required 437K Rubber beading, 674U Rubber beading, 8 Nrs of 14" SS 304 bar hinges using 5/32x3/8" Al rivets, 4 Nrs of heavy quality Al fasteners using 5/32x3/8" Al rivets, Screws, Pop rivets, Silicone etc.	Sq.m	29,487.00
ALN27	Supplying, fabricating and fixing Aluminium natural anodized casement window with frame (5 Nrs window sashes) as per Drg. No. SPES/RATE23/CW/05. Overall size of the window frame is 3000x1200mm. (Size may be changed according to the site) Window frame consisting top, bottom and side bars (41x31mm), middle bars (46x41mm), and fixing with 38x38x2.5mm Al bracket using 1/8x3/8" Al rivets and 8x1 1/2" ST screws. Frame should be fixed to wall with 18 Nrs of No 6 rowl plugs and 8x2" ST screws. Window sash consisting top, bottom and side bars (40x35mm) should be fixed using 8x1 1/2" ST screws, and 5mm thick clear glass. Rate should be included for supplying and fixing required 437K rubber beading, 674U rubber beading, 10 Nrs of 14" SS 304 bar hinges using 5/32x3/8" Al rivets, 5 Nrs of heavy quality Al fasteners using 5/32x3/8" Al rivets, Screws, Pop rivets, Silicone etc.	Sq.m	29,339.00

Code	Description	Unit	Rate(LKR)
ALN28	Supplying, fabricating and fixing Aluminium natural anodized casement window with frame (1 Nr window sash and 1 Nr fix glass at the top) as per Drg. No. SPES/RATE23/CW/L/01. Overall size of the window frame is 600x1650mm including 450mm high fix glasses. (Size may be changed according to the site) Window frame consisting top, bottom and side bars (41x31mm), horizontal middle bar (46x41mm), and fixing with 38x38x2.5mm Al bracket using 1/8x3/8" Al rivets and 8x1 1/2" ST screws. Frame should be fixed to wall with 12 Nrs of No 6 rowl plugs and 8x2" ST screws. Frame top panel should be fixed with 5mm thick clear glass using 34x18mm clip bar and 455S rubber beading. Window sash consisting top, bottom and side bars (40x35mm) should be fixed using 8x1 1/2" ST screws, and 5mm thick clear glass. Rate should be included for supplying and fixing required 437K Rubber beading, 674U Rubber beading, 2 Nrs of 14" SS 304 bar hinges using 5/32x3/8" Al rivets, 1 Nr of heavy quality Al fasteners using 5/32x3/8" Al rivets, Screws, Pop rivets, Silicone etc.	Sq.m	28,883.00
ALN29	Supplying, fabricating and fixing Aluminium natural anodized casement window with frame (2 Nrs window sashes and 2 Nrs fix glasses at the top) as per Drg. No. SPES/RATE23/CW/L/02. Overall size of the window frame is 1200x1650mm including 450mm high fix glasses. (Size may be changed according to the site) Window frame consisting top, bottom and side bars (41x31mm), vertical and horizontal middle bars (46x41mm), and fixing with 38x38x2.5mm Al bracket using 1/8x3/8" Al rivets and 8x1 1/2" ST screws. Frame should be fixed to wall with 14 Nrs of No 6 rowl plugs and 8x2" ST screws. Frame top panels should be fixed with 5mm thick clear glass using 34x18mm clip bar and 455S rubber beading. Window sash consisting top, bottom and side bars (40x35mm) should be fixed using 8x1 1/2" ST screws, and 5mm thick clear glass. Rate should be included for supplying and fixing required 437K Rubber beading, 674U Rubber beading, 4 Nrs of 14" SS 304 bar hinges using 5/32x3/8" Al rivets, 2 Nrs of heavy quality Al fasteners using 5/32x3/8" Al rivets, Screws, Pop rivets, Silicone etc.	Sq.m	27,813.00

Code	Description	Unit	Rate(LKR)
ALN30	Supplying, fabricating and fixing Aluminium natural anodized casement window with frame (3 Nrs window sashes and 3 Nrs fix glasses at the top) as per Drg. No. SPES/RATE23/CW/L/03. Overall size of the window frame is 1200x1650mm including 450mm high fix glasses. (Size may be changed according to the site) Window frame consisting top, bottom and side bars (41x31mm), vertical and horizontal middle bars (46x41mm), and fixing with 38x38x2.5mm Al bracket using 1/8x3/8" Al rivets and 8x1 1/2" ST screws. Frame should be fixed to wall with 16 Nrs of No 6 rowl plugs and 8x2" ST screws. Frame top panels should be fixed with 5mm thick clear glass using 34x18mm clip bar and 455S rubber beading. Window sash consisting top, bottom and side bars (40x35mm) should be fixed using 8x1 1/2" ST screws, and 5mm thick clear glass. Rate should be included for supplying and fixing required 437K Rubber beading, 674U Rubber beading, 6 Nrs of 14" SS 304 bar hinges using 5/32x3/8" Al rivets, 3 Nrs of heavy quality Al fasteners using 5/32x3/8" Al rivets, Screws, Pop rivets, Silicone etc.	Sq.m	27,468.00
ALN31	Supplying, fabricating and fixing Aluminium natural anodized casement window with frame (4 Nrs window sashes and 4 Nrs fix glasses at the top) as per Drg. No. SPES/RATE23/CW/L/04. Overall size of the window frame is 2400x1650mm including 450mm high fix glasses. (Size may be changed according to the site) Window frame consisting top, bottom and side bars (41x31mm), vertical and horizontal middle bars (46x41mm), and fixing with 38x38x2.5mm Al bracket using 1/8x3/8" Al rivets and 8x1 1/2" ST screws. Frame should be fixed to wall with 18 Nrs of No 6 rowl plugs and 8x2" ST screws. Frame top panels should be fixed with 5mm thick clear glass using 34x18mm clip bar and 455S rubber beading. Window sash consisting top, bottom and side bars (40x35mm) should be fixed using 8x1 1/2" ST screws, and 5mm thick clear glass. Rate should be included for supplying and fixing required 437K Rubber beading, 674U Rubber beading, 8 Nrs of 14" SS 304 bar hinges using 5/32x3/8" Al rivets, 4 Nrs of heavy quality Al fasteners using 5/32x3/8" Al rivets, Screws, Pop rivets, Silicone etc.	Sq.m	27,302.00

Code	Description	Unit	Rate(LKR)
ALN32	Supplying, fabricating and fixing Aluminium natural anodized casement window with frame (5 Nrs window sashes and 5 Nrs fix glasses at the top) as per Drg. No. SPES/RATE23/CW/L/05. Overall size of the window frame is 3000x1650mm including 450mm high fix glasses. (Size may be changed according to the site) Window frame consisting top, bottom and side bars (41x31mm), vertical and horizontal middle bars (46x41mm), and fixing with 38x38x2.5mm Al bracket using 1/8x3/8" Al rivets and 8x1 1/2" ST screws. Frame should be fixed to wall with 20 Nrs of No 6 rowl plugs and 8x2" ST screws. Frame top panels should be fixed with 5mm thick clear glass using 34x18mm clip bar and 455S rubber beading. Window sash consisting top, bottom and side bars (40x35mm) should be fixed using 8x1 1/2" ST screws, and 5mm thick clear glass. Rate should be included for supplying and fixing required 437K Rubber beading, 674U Rubber beading, 10 Nrs of 14" SS 304 bar hinges using 5/32x3/8" Al rivets, 5 Nrs of heavy quality Al fasteners using 5/32x3/8" Al rivets, Screws, Pop rivets, Silicone etc.	Sq.m	27,190.00
ALN33	Supplying, fabricating and fixing Aluminium natural anodized casement window with frame (1 Nr window sashes and 1 Nr louver at the top) as per Drg. No. SPES/RATE23/CW/F/01. Overall size of the window frame is 600x1650mm including 450mm high louver. (Size may be changed according to the site) Window frame consisting top, bottom and side bars (41x31mm), vertical and horizontal middle bars (46x41mm), and fixing with 38x38x2.5mm Al bracket using 1/8x3/8" Al rivets and 8x1 1/2" ST screws. Frame should be fixed to wall with 12 Nrs of No 6 rowl plugs and 8x2" ST screws. Frame top panel should be fixed with 52x34mm louver blades with 20x37mm louver frame bars using 1/8x1/2" Al rivets. Window sash consisting top, bottom and side bars (40x35mm) should be fixed using 8x1 1/2" ST screws, and 5mm thick clear glass. Rate should be included for supplying and fixing required 437K Rubber beading, 674U Rubber beading, 2 Nrs of 14" SS 304 bar hinges using 5/32x3/8" Al rivets, 1 Nrs of heavy quality Al fasteners using 5/32x3/8" Al rivets, Screws, Pop rivets, Silicone etc.	Sq.m	33,747.00

Code	Description	Unit	Rate(LKR)
ALN34	<p>Supplying, fabricating and fixing Aluminium natural anodized casement window with frame (2 Nrs window sashes and 2 Nrs louvers at the top) as per Drg. No. SPES/RATE23/CW/F/02. Overall size of the window frame is 1200x1650mm including 450mm high louvers. (Size may be changed according to the site) Window frame consisting top, bottom and side bars (41x31mm), vertical and horizontal middle bars (46x41mm), and fixing with 38x38x2.5mm Al bracket using 1/8x3/8" Al rivets and 8x1 1/2" ST screws. Frame should be fixed to wall with 14 Nrs of No 6 rowl plugs and 8x2" ST screws. Frame top panels should be fixed with 52x34mm louver blades with 20x37mm louver frame bars using 1/8x1/2" Al rivets. Window sash consisting top, bottom and side bars (40x35mm) should be fixed using 8x1 1/2" ST screws, and 5mm thick clear glass. Rate should be included for supplying and fixing required 437K Rubber beading, 674U Rubber beading, 4 Nrs of 14" SS 304 bar hinges using 5/32x3/8" Al rivets, 2 Nrs of heavy quality Al fasteners using 5/32x3/8" Al rivets, Screws, Pop rivets, Silicone etc.</p>	Sq.m	32,762.00
ALN35	<p>Supplying, fabricating and fixing Aluminium natural anodized casement window with frame (3 Nrs window sashes and 3 Nrs louvers at the top) as per Drg. No. SPES/RATE23/CW/F/03. Overall size of the window frame is 1800x1650mm including 450mm high louvers. (Size may be changed according to the site) Window frame consisting top, bottom and side bars (41x31mm), vertical and horizontal middle bars (46x41mm), and fixing with 38x38x2.5mm Al bracket using 1/8x3/8" Al rivets and 8x1 1/2" ST screws. Frame should be fixed to wall with 16 Nrs of No 6 rowl plugs and 8x2" ST screws. Frame top panels should be fixed with 52x34mm louver blades with 20x37mm louver frame bars using 1/8x1/2" Al rivets. Window sash consisting top, bottom and side bars (40x35mm) should be fixed using 8x1 1/2" ST screws, and 5mm thick clear glass. Rate should be included for supplying and fixing required 437K Rubber beading, 674U Rubber beading, 6 Nrs of 14" SS 304 bar hinges using 5/32x3/8" Al rivets, 3 Nrs of heavy quality Al fasteners using 5/32x3/8" Al rivets, Screws, Pop rivets, Silicone etc.</p>	Sq.m	32,410.00

Code	Description	Unit	Rate(LKR)
ALN36	<p>Supplying, fabricating and fixing Aluminium natural anodized casement window with frame (4 Nrs window sashes and 4 Nrs louvers at the top) as per Drg. No. SPES/RATE23/CW/F/04. Overall size of the window frame is 2400x1650mm including 450mm high louvers. (Size may be changed according to the site) Window frame consisting top, bottom and side bars (41x31mm), vertical and horizontal middle bars (46x41mm), and fixing with 38x38x2.5mm Al bracket using 1/8x3/8" Al rivets and 8x1 1/2" ST screws. Frame should be fixed to wall with 18 Nrs of No 6 rowl plugs and 8x2" ST screws. Frame top panels should be fixed with 52x34mm louver blades with 20x37mm louver frame bars using 1/8x1/2" Al rivets. Window sash consisting top, bottom and side bars (40x35mm) should be fixed using 8x1 1/2" ST screws, and 5mm thick clear glass. Rate should be included for supplying and fixing required 437K Rubber beading, 674U Rubber beading, 8 Nrs of 14" SS 304 bar hinges using 5/32x3/8" Al rivets, 4 Nrs of heavy quality Al fasteners using 5/32x3/8" Al rivets, Screws, Pop rivets, Silicone etc.</p>	Sq.m	32,258.00
ALN37	<p>Supplying, fabricating and fixing Aluminium natural anodized casement window with frame (5 Nrs window sashes and 5 Nrs louvers at the top) as per Drg. No. SPES/RATE23/CW/F/05. Overall size of the window frame is 3000x1650mm including 450mm high louvers. (Size may be changed according to the site) Window frame consisting top, bottom and side bars (41x31mm), vertical and horizontal middle bars (46x41mm), and fixing with 38x38x2.5mm Al bracket using 1/8x3/8" Al rivets and 8x1 1/2" ST screws. Frame should be fixed to wall with 20 Nrs of No 6 rowl plugs and 8x2" ST screws. Frame top panels should be fixed with 52x34mm louver blades with 20x37mm louver frame bars using 1/8x1/2" Al rivets. Window sash consisting top, bottom and side bars (40x35mm) should be fixed using 8x1 1/2" ST screws, and 5mm thick clear glass. Rate should be included for supplying and fixing required 437K Rubber beading, 674U Rubber beading, 10 Nrs of 14" SS 304 bar hinges using 5/32x3/8" Al rivets, 5 Nrs of heavy quality Al fasteners using 5/32x3/8" Al rivets, Screws, Pop rivets, Silicone etc.</p>	Sq.m	32,140.00

Code	Description	Unit	Rate(LKR)
ALN38	<p>Supplying, fabricating and fixing Aluminium natural anodized sliding window with frame (2 Nrs window sashes) as per Drg. No. SPES/RATE23/SW/01. Overall size of the window frame is 1200x1200mm. (Size may be changed according to the site) Window frame consisting top bars (70x32mm), bottom bar (70x30mm) and side bars (73x25mm), and fixing with 8x1 1/2" ST screws. Frame should be fixed to wall with 12 Nrs of No 6 rowl plugs and 8x2" ST screws. Window sash consisting top bar (28x32mm), bottom bar (22x56mm) and side bars (30x26mm one side, 30x32mm lock side) should be fixed using 8x1 1/2" ST screws, and 5mm thick clear glass. Rate should be included for supplying and fixing required 674U Rubber beading, 4 Nrs of Adjustable rollers, 8 Nrs of Guide runners for top, 1 Nr of heavy quality Crescent lock using 5/32x3/8" Al rivets, Screws, Pop rivets, Hole buttons, Silicone etc.</p>	Sq.m	24,965.00
ALN39	<p>Supplying, fabricating and fixing Aluminium natural anodized sliding window with frame (4 Nrs window sashes) as per Drg. No. SPES/RATE23/SW/02. Overall size of the window frame is 2400x1200mm. (Size may be changed according to the site) Window frame consisting top bars (70x32mm), bottom bar (70x30mm) and side bars (73x25mm), and fixing with 8x1 1/2" ST screws. Frame should be fixed to wall with 16 Nrs of No 6 rowl plugs and 8x2" ST screws. Window sash consisting top bar (28x32mm), bottom bar (22x56mm) and side bars (30x26mm one side, 30x32mm lock side) should be fixed using 8x1 1/2" ST screws, and 5mm thick clear glass. 30x16mm bar should be fixed to one middle sash using 5/32x1/2" Al rivets. Rate should be included for supplying and fixing required Mohair beading, 674U Rubber beading, 8 Nrs of Adjustable rollers, 16 Nrs of Guide runners for top, 2 Nr of heavy quality Crescent lock using 5/32x3/8" Al rivets, Screws, Pop rivets, Hole buttons, Silicone etc.</p>	Sq.m	23,194.00

Code	Description	Unit	Rate(LKR)
ALN40	Supplying, fabricating and fixing Aluminium natural anodized sliding window with frame (2 Nrs window sashes and 2 Nrs louvers at the top) as per Drg. No. SPES/RATE23/SW/L/01. Overall size of the window frame is 1200x1650mm including 450mm high louvers. (Size may be changed according to the site) Window frame consisting top bars (70x30mm), bottom bar (70x30mm) and side bars (73x25mm), horizontal middle bar (70x32mm) with 70x18mm clip bar, vertical side clip bars (73x18mm) for louver height, vertical middle bar (46x41mm) for louver height, and fixing with 8x1 1/2" ST screws and required Al rivets. Louver blades (52x34mm) should be fixed to louver frame bars (20x37mm) using 1/8x1/2" Al rivets, and louver panel fixed to frame using 1/8x1/2" Al rivets. Frame should be fixed to wall with 14 Nrs of No 6 rowl plugs and 8x2" ST screws. Window sash consisting top bar (28x32mm), bottom bar (22x56mm) and side bars (30x26mm one side, 30x32mm lock side) should be fixed using 8x1 1/2" ST screws, and 5mm thick clear glass. Rate should be included for supplying and fixing required 674U Rubber beading, 4 Nrs of Adjustable rollers, 8 Nrs of Guide runners for top, 1 Nr of heavy quality Crescent lock using 5/32x3/8" Al rivets, Screws, Pop rivets, Hole buttons, Silicone etc.	Sq.m	30,639.00
ALN41	Supplying, fabricating and fixing Aluminium natural anodized sliding window with frame (4 Nrs window sashes and 4 Nrs louvers at the top) as per Drg. No. SPES/RATE23/SW/L/02. Overall size of the window frame is 2400x1650mm including 450mm high louvers. (Size may be changed according to the site) Window frame consisting top bars (70x30mm), bottom bar (70x30mm) and side bars (73x25mm), horizontal middle bar (70x32mm) with 70x18mm clip bar, vertical side clip bars (73x18mm) for louver height, vertical middle bar (46x41mm) for louver height, and fixing with 8x1 1/2" ST screws and required Al rivets. Louver blades (52x34mm) should be fixed to louver frame bars (20x37mm) using 1/8x1/2" Al rivets, and louver panel fixed to frame using 1/8x1/2" Al rivets. Frame should be fixed to wall with 18 Nrs of No 6 rowl plugs and 8x2" ST screws. Window sash consisting top bar (28x32mm), bottom bar (22x56mm) and side bars (30x26mm one side, 30x32mm lock side) should be fixed using 8x1 1/2" ST screws, and 5mm thick clear glass. 30x16mm bar should be fixed to one middle sash using 5/32x1/2" Al rivets. Rate should be included for supplying and fixing required Mohair beading, 674U Rubber beading, 8 Nrs of Adjustable rollers, 16 Nrs of Guide runners for top, 2 Nr of heavy quality Crescent lock using 5/32x3/8" Al rivets, Screws, Pop rivets, Hole buttons, Silicone etc.	Sq.m	28,964.00

Code	Description	Unit	Rate(LKR)
ALN42	Supplying, fabricating and fixing Aluminium natural anodized sliding window with frame (2 Nrs window sashes and 2 Nrs fix glasses at the top) as per Drg. No. SPES/RATE23/SW/F/01. Overall size of the window frame is 1200x1650mm including 450mm high fix glasses. (Size may be changed according to the site) Window frame consisting top bars (70x30mm), bottom bar (70x30mm) and side bars (73x25mm), horizontal middle bar (70x32mm) with 70x18mm clip bar, vertical side clip bars (73x18mm) for fix glass height, vertical middle bar (46x41mm) for fix glass height, and fixing with 8x1 1/2" ST screws and required Al rivets. 5mm thick clear glass should be fixed to frame with 34x18mm clip bars. Frame should be fixed to wall with 14 Nrs of No 6 rowl plugs and 8x2" ST screws. Window sash consisting top bar (28x32mm), bottom bar (22x56mm) and side bars (30x26mm one side, 30x32mm lock side) should be fixed using 8x1 1/2" ST screws, and 5mm thick clear glass. Rate should be included for supplying and fixing required 3303, 455S and 674U Rubber beading, 4 Nrs of Adjustable rollers, 8 Nrs of Guide runners for top, 1 Nr of heavy quality Crescent lock using 5/32x3/8" Al rivets, Screws, Pop rivets, Hole buttons, Silicone etc.	Sq.m	25,812.00
ALN43	Supplying, fabricating and fixing Aluminium natural anodized sliding window with frame (4 Nrs window sashes and 4 Nrs fix glasses at the top) as per Drg. No. SPES/RATE23/SW/F/02. Overall size of the window frame is 2400x1650mm including 450mm high fix glasses. (Size may be changed according to the site) Window frame consisting top bars (70x30mm), bottom bar (70x30mm) and side bars (73x25mm), horizontal middle bar (70x32mm) with 70x18mm clip bar, vertical side clip bars (73x18mm) for fix glass height, vertical middle bar (46x41mm) for fix glass height, and fixing with 8x1 1/2" ST screws and required Al rivets. 5mm thick clear glass should be fixed to frame with 34x18mm clip bars. Frame should be fixed to wall with 18 Nrs of No 6 rowl plugs and 8x2" ST screws. Window sash consisting top bar (28x32mm), bottom bar (22x56mm) and side bars (30x26mm one side, 30x32mm lock side) should be fixed using 8x1 1/2" ST screws, and 5mm thick clear glass. 30x16mm bar should be fixed to one middle sash using 5/32x1/2" Al rivets. Rate should be included for supplying and fixing required Mohair beading, 3303, 455S and 674U Rubber beading, 8 Nrs of Adjustable rollers, 16 Nrs of Guide runners for top, 2 Nr of heavy quality Crescent lock using 5/32x3/8" Al rivets, Screws, Pop rivets, Hole buttons, Silicone etc.	Sq.m	24,043.00

Code	Description	Unit	Rate(LKR)
ALN44	<p>Supplying, fabricating and fixing Aluminium natural anodized partition (Top panel - Glass, Bottom panel – Al/PVC Composite board) as per Drg. No. SPES/RATE23/P/01, Option 1. (Door sashes pay separately) Overall height of the partition is 2100mm and Bottom panel height is 900mm. (Heights may be changed according to the site) Partition panels in horizontal way should be divided in equal widths (Maximum width is 1200mm c/c). Partition frame consisting top bar (76x32mm with 70x4mm clip bar), side bars (76x32mm), horizontal middle bar (75x32mm with 70x11mm clip bar and 31x19 clip bar), bottom bar (75x32mm with 31x19 clip bar) and vertical middle bars (76x32mm with 70x11mm clip bar), and fixing with 50x18x2mm Al bracket using 1/8x3/8" Al rivets and 8x1 1/2" ST screws. If required, Squire or Circular coner bars will be paid seperately (Net material cost + 10% + 20%). Frame should be fixed to wall and floor with adequate Nrs of No 6 rowl plugs and 8x3" ST screws (Average distance 600mm). 4mm thick Al/PVC double side composite board for bottom panels and 5mm thick clear glass for top panels should be fixed. Rate should be included for supplying and fixing required 3303 and 3303A Rubber beadings, Screws, Pop rivets, Silicone etc.</p>	Sq.m	16,783.00
ALN45	<p>Supplying, fabricating and fixing Aluminium natural anodized partition (Top and Bottom panel – Glass) as per Drg. No. SPES/RATE23/P/01, Option 2. (Door sashes pay separately) Overall height of the partition is 2100mm and Bottom panel height is 900mm. (Heights may be changed according to the site) Partition panels in horizontal way should be divided in equal widths (Maximum width is 1200mm c/c). Partition frame consisting top bar (76x32mm with 70x4mm clip bar), side bars (76x32mm), horizontal middle bar (75x32mm with 70x11mm clip bar and 31x19 clip bar), bottom bar (75x32mm with 31x19 clip bar) and vertical middle bars (76x32mm with 70x11mm clip bar), and fixing with 50x18x2mm Al bracket using 1/8x3/8" Al rivets and 8x1 1/2" ST screws. If required, Squire or Circular coner bars will be paid seperately (Net material cost + 10% + 20%). Frame should be fixed to wall and floor with adequate Nrs of No 6 rowl plugs and 8x3" ST screws (Average distance 600mm). 5mm thick clear glass for top and bottom panels should be fixed. Rate should be included for supplying and fixing required 3303 and 3303A Rubber beadings, Screws, Pop rivets, Silicone etc.</p>	Sq.m	16,591.00

Code	Description	Unit	Rate(LKR)
ALN46	<p>Supplying, fabricating and fixing Aluminium natural anodized partition (Top and Bottom panel – Al/PVC Composite board) as per Drg. No. SPES/RATE23/P/01, Option 3. (Door sashes pay separately) Overall height of the partition is 2100mm and Bottom panel height is 900mm. (Heights may be changed according to the site) Partition panels in horizontal way should be divided in equal widths (Maximum width is 1200mm c/c). Partition frame consisting top bar (76x32mm with 70x4mm clip bar), side bars (76x32mm), horizontal middle bar (75x32mm with 70x11mm clip bar and 31x19 clip bar), bottom bar (75x32mm with 31x19 clip bar) and vertical middle bars (76x32mm with 70x11mm clip bar), and fixing with 50x18x2mm Al bracket using 1/8x3/8" Al rivets and 8x1 1/2" ST screws. If required, Squire or Circular coner bars will be paid seperately (Net material cost + 10% + 20%). Frame should be fixed to wall and floor with adequate Nrs of No 6 rowl plugs and 8x3" ST screws (Average distance 600mm). 4mm thick Al/PVC double side composite board for top and bottom panels should be fixed. Rate should be included for supplying and fixing required 3303A Rubber beadings, Screws, Pop rivets, Silicone etc.</p>	Sq.m	17,050.00
ALN47	<p>Supplying, fabricating and fixing Aluminium natural anodized partition (Top and Bottom panels - Al/PVC Composite board, Middle panels – Glass) as per Drg. No. SPES/RATE23/FP/01, Option 1. (Door sashes pay separately) Overall height of the partition is up to ceiling or soffit. Bottom panel height is 900mm and middle panel height is 2100mm. (Heights may be changed according to the site) Partition panels in horizontal way should be divided in equal widths (Maximum width is 1200mm c/c). Partition frame consisting top bar (76x32mm), side bars (76x32mm), horizontal middle bars (75x32mm with 70x11mm clip bar and 31x19 clip bar), bottom bar (75x32mm with 31x19 clip bar) and vertical middle bars (76x32mm with 70x11mm clip bar), and fixing with 50x18x2mm Al bracket using 1/8x3/8" Al rivets and 8x1 1/2" ST screws. If required, Squire or Circular coner bars will be paid seperately (Net material cost + 10% + 20%). Frame should be fixed to wall, floor and soffit/ceiling with adequate Nrs of No 6 rowl plugs and 8x3" ST screws (Average distance 600mm). 4mm thick Al/PVC double side composite board for top and bottom panels, and 5mm thick clear glass for middle panels should be fixed. Rate should be included for supplying and fixing required 3303 and 3303A Rubber beadings, Screws, Pop rivets, Silicone etc.</p>	Sq.m	15,888.00

Code	Description	Unit	Rate(LKR)
ALN48	<p>Supplying, fabricating and fixing Aluminium natural anodized partition (Top, Middle and Bottom panels - Al/PVC Composite board) as per Drg. No. SPES/RATE23/FP/01, Option 2. (Door sashes pay separately) Overall height of the partition is up to ceiling or soffit. Bottom panel height is 900mm and middle panel height is 2100mm. (Heights may be changed according to the site) Partition panels in horizontal way should be divided in equal widths (Maximum width is 1200mm c/c). Partition frame consisting top bar (76x32mm), side bars (76x32mm), horizontal middle bars (75x32mm with 70x11mm clip bar and 31x19 clip bar), bottom bar (75x32mm with 31x19 clip bar) and vertical middle bars (76x32mm with 70x11mm clip bar), and fixing with 50x18x2mm Al bracket using 1/8x3/8" Al rivets and 8x1 1/2" ST screws. If required, Squire or Circular coner bars will be paid seperately (Net material cost + 10% + 20%). Frame should be fixed to wall, floor and soffit/ceiling with adequate Nrs of No 6 rowl plugs and 8x3" ST screws (Average distance 600mm). 4mm thick Al/PVC double side composite board for top, middle and bottom panels should be fixed. Rate should be included for supplying and fixing required 3303A Rubber beadings, Screws, Pop rivets, Silicone etc.</p>	Sq.m	16,060.00
ALN49	<p>Supplying, fabricating and fixing Aluminium natural anodized partition (Panel – Al/PVC Composite board) as per Drg. No. SPES/RATE23/HP/01. Overall height of the partition is 1200mm. (Heights may be changed according to the site) Partition panels in horizontal way should be divided in equal widths (Maximum width is 1200mm c/c). Partition frame consisting top bar (76x32mm with 70x4mm clip bar), side bars (76x32mm), bottom bar (75x32mm with 31x19 clip bar) and vertical middle bars (76x32mm with 70x11mm clip bar), and fixing with 50x18x2mm Al bracket using 1/8x3/8" Al rivets and 8x1 1/2" ST screws. If required, Squire or Circular coner bars will be paid seperately (Net material cost + 10% + 20%). Frame should be fixed to wall and floor with adequate Nrs of No 6 rowl plugs and 8x3" ST screws (Average distance 600mm). 4mm thick Al/PVC double side composite board for panels should be fixed. Rate should be included for supplying and fixing required 3303A Rubber beadings, Screws, Pop rivets, Silicone etc.</p>	Sq.m	16,524.00

Code	Description	Unit	Rate(LKR)
ALN50	<p>Supplying, fabricating and fixing Aluminium natural anodized partition paneled door (Top panel - Glass, Bottom panel – Al/PVC Composite board) as per Drg. No. SPES/RATE23/PD/01, Option 1. Overall size of the door is 900x2070mm. (Size may be changed according to the site) Door frame around the door fixing with 18x11mm door stopper bar using 5/32x3/8" Al rivets. Door sash consisting top bar (80x42mm), side bars (66x45mm hinges side, 70x45mm lock side), middle bar (100x42mm) and bottom bar (120x42mm). 16x15mm clip bar should be used for required bars. Sash frame should be fixed with 38x38x2.5mm Al bracket using 1/8x3/8" Al rivets, 8mm dia. treaded bar with nuts for top and bottom bars. 4mm thick Al/PVC double side composite board for bottom panel and 5mm thick clear glass for top panel should be fixed. Rate should be included for supplying and fixing required Mohair beading, 3303, 3303A and 455S Rubber beadings, 3 Nrs of 100x75mm Al hinges using 5/32x3/8" Al rivets, Al natural anodized door handle (102x40mm) pair with cap nuts, Door lock (CL or equivalent approved by the Engineer), Screws, Pop rivets, Silicone etc.</p>	Sq.m	27,251.00
ALN51	<p>Supplying, fabricating and fixing Aluminium natural anodized partition paneled door (Top and Bottom panel – Al/PVC Composite board) as per Drg. No. SPES/RATE23/PD/01, Option 2. Overall size of the door is 900x2070mm. (Size may be changed according to the site) Door frame around the door fixing with 18x11mm door stopper bar using 5/32x3/8" Al rivets. Door sash consisting top bar (80x42mm), side bars (66x45mm hinges side, 70x45mm lock side), middle bar (100x42mm) and bottom bar (120x42mm). 16x15mm clip bar should be used for required bars. Sash frame should be fixed with 38x38x2.5mm Al bracket using 1/8x3/8" Al rivets, 8mm dia. treaded bar with nuts for top and bottom bars. 4mm thick Al/PVC double side composite board for top and bottom panels should be fixed. Rate should be included for supplying and fixing required Mohair beading 3303A Rubber beadings, 3 Nrs of 100x75mm Al hinges using 5/32x3/8" Al rivets, Al natural anodized door handle (102x40mm) pair with cap nuts, Door lock (CL or equivalent approved by the Engineer), Screws, Pop rivets, Silicone etc.</p>	Sq.m	27,503.00

Code	Description	Unit	Rate(LKR)
ALN52	Supplying, fabricating and fixing Aluminium natural anodized partition paneled door (Top and Bottom panel – Glass) as per Drg. No. SPES/RATE23/PD/01, Option 3. Overall size of the door is 900x2070mm. (Size may be changed according to the site) Door frame around the door fixing with 18x11mm door stopper bar using 5/32x3/8" Al rivets. Door sash consisting top bar (80x42mm), side bars (66x45mm hinges side, 70x45mm lock side), middle bar (100x42mm) and bottom bar (120x42mm). 16x15mm clip bar should be used for required bars. Sash frame should be fixed with 38x38x2.5mm Al bracket using 1/8x3/8" Al rivets, 8mm dia. treaded bar with nuts for top and bottom bars. 5mm thick clear glass for top and bottom panels should be fixed. Rate should be included for supplying and fixing required Mohair beading 3303 and 455S Rubber beadings, 3 Nrs of 100x75mm Al hinges using 5/32x3/8" Al rivets, Al natural anodized door handle (102x40mm) pair with cap nuts, Door lock (CL or equivalent approved by the Engineer), Screws, Pop rivets, Silicone etc.	Sq.m	27,090.00
ALN53	Supplying, fabricating and fixing Aluminium natural anodized fix glass with frame (2 Nrs panels divided equally) as per Drg. No. SPES/RATE23/FG/01. Overall size of the fixglass frame is 900x1200mm. (Size may be changed according to the site) Fixglass frame consisting top, bottom and side bars (41x31mm), vertical middle bar (46x41) and fixing using 38x38x2.5mm Al angle bracket with 1/8x3/8" Al rivets and 8x1 1/2" ST screws. Frame should be fixed to wall with 10 Nrs of No 6 rowl plugs and 8x2" ST screws. 5mm thick clear glass should be fixed to frame with clip bar (34x18mm) using. Rate should be included for supplying and fixing required 455S Rubber beading, Screws, Pop rivets, Silicone etc.	Sq.m	18,262.00
ALN54	Supplying, fabricating and fixing Aluminium natural anodized fix louvers with frame (2 Nrs panels divided equally) as per Drg. No. SPES/RATE23/L/01. Overall size of the louver frame is 900x1200mm. (Size may be changed according to the site) Louver frame consisting top, bottom and side bars (41x31mm), vertical middle bar (46x41) and fixing using 38x38x2.5mm Al angle bracket with 1/8x3/8" Al rivets and 8x1 1/2" ST screws. Frame should be fixed to wall with 10 Nrs of No 6 rowl plugs and 8x2" ST screws. Louver blades (52x34mm) should be fixed to louver frame bars (20x37mm) using 1/8x1/2" Al rivets, and louver panel fixed to frame using 1/8x1/2" Al rivets. Rate should be included for supplying and fixing required, Screws, Pop rivets, Silicone etc.	Sq.m	39,124.00

Code	Description	Unit	Rate(LKR)
ALN55	Supplying, fabricating and fixing Aluminium natural anodized fix louvers with frame for door top (Panels divided equally not more than 600mm width) as per Drg. No. SPES/RATE23/L/02. Overall size of the louver frame is 900x600mm. (Size may be changed according to the site) Louver frame consisting top bar (76x32mm), side bars (76x32mm with 18x11mm door stopper bar at louver height), horizontal middle bar should be clipped with 70x4mm clip bar, and vertical middle bar/s (46x41mm), and fixing using 5/32x3/8" Al rivets, and fixing with 50x18x2mm Al bracket using 1/8x3/8" Al rivets and 8x1 1/2" ST screws. Louver blades (52x34mm) should be fixed to louver frame bars (20x37mm) using 1/8x1/2" Al rivets, and louver panel fixed to frame using 1/8x1/2" Al rivets. Frame should be fixed to wall with adequate Nrs of No 6 rowl plugs and 8x3" ST screws (Average distance 600mm). Rate should be included for supplying and fixing required, Screws, Pop rivets, Silicone etc.	Sq.m	48,137.00
ALN56	Supplying, fabricating and fixing Aluminium natural anodized casement Fanlight with frame (1 Nr Fanlight sash) as per Drg. No. SPES/RATE23/FL/01. Overall size of the fanlight frame is 600x600mm. (Size may be changed according to the site) Fanlight frame consisting top, bottom and side bars (41x31mm), and fixing using 38x38x2.5mm Al angle bracket with 1/8x3/8" Al rivets. Frame should be fixed to wall with 8 Nrs of No 6 rowl plugs and 8x2" ST screws. Fanlight sash consisting top, bottom and side bars (40x35mm) should be fixed using 8x1 1/2" ST screws, and 5mm thick clear glass. Rate should be included for supplying and fixing required 437K Rubber beading, 674U Rubber beading, 2 Nrs of 14" SS 304 bar hinges using 5/32x3/8" Al rivets, 1 Nrs of heavy quality Al fasteners using 5/32x3/8" Al rivets, Screws, Pop rivets, Silicone etc.	Sq.m	42,884.00
ALN57	Supplying, fabricating and fixing Aluminium natural anodized casement Fanlight with frame (1 Nrs fanlight sash and 1 Nrs louver at the top) as per Drg. No. SPES/RATE23/FL/L/01. Overall size of the fanlight frame is 600x1050mm. (Size may be changed according to the site) Fanlight frame consisting top, bottom, side bars (41x31mm) and horizontal middle bar (46x41mm), and fixing using 38x38x2.5mm Al angle bracket with 1/8x3/8" Al rivets. Frame should be fixed to wall with 10 Nrs of No 6 rowl plugs and 8x2" ST screws. Louver blades (52x34mm) should be fixed to louver frame bars (20x37mm) using 1/8x1/2" Al rivets, and louver panel fixed to frame using 1/8x1/2" Al rivets. Fanlight sash consisting top, bottom and side bars (40x35mm) should be fixed using 8x1 1/2" ST screws, and 5mm thick clear glass. Rate should be included for supplying and fixing required 437K Rubber beading, 674U Rubber beading, 2 Nrs of 14" SS 304 bar hinges using 5/32x3/8" Al rivets, 1 Nrs of heavy quality Al fasteners using 5/32x3/8" Al rivets, Screws, Pop rivets, Silicone etc.	Sq.m	41,869.00

Rates for Construction & Repair Works
2025 Rates, Matara, Southern Province
Bronze Anodized Aluminium Rates

Code	Description	Unit	Rate(LKR)
ALB01	<p>Supplying, fabricating and fixing Aluminium bronze anodized paneled door (Top panel - Glass, Bottom panel – Al/PVC Composite board) with frame (1 Nr door sash) as per Drg. No. SPES/RATE23/D/01, Option 1. Overall size of the door frame is 900x2100mm. (Size may be changed according to the site) Door frame consisting top and side bars (76x32mm) with 18x11mm door stopper bar using 5/32x3/8" Al rivets, and fixing with 50x18x2mm Al bracket using 1/8x3/8" Al rivets and 8x1 1/2" ST screws. Frame should be fixed to wall with 10 Nrs of No 6 rowl plugs and 8x3" ST screws. Door sash consisting top bar (80x42mm), side bars (66x45mm hinges side, 70x45mm lock side), middle bar (100x42mm) and bottom bar (120x42mm). 16x15mm clip bar should be used for required bars. Sash frame should be fixed with 38x38x2.5mm Al bracket using 1/8x3/8" Al rivets, 8mm dia. treaded bar with nuts for top and bottom bars. 4mm thick Al/PVC double side composite board for bottom panel and 5mm thick clear glass for top panel should be fixed. Rate should be included for supplying and fixing required Mohair beading, 3303, 3303A and 455S Rubber beadings, 3 Nrs of 100x75mm Al hinges using 5/32x3/8" Al rivets, Al bronze anodized door handle (102x40mm) pair with cap nuts, Door lock (CL or equivalent approved by the Engineer), Screws, Pop rivets, Silicone etc.</p>	Sq.m	33,984.00
ALB02	<p>Supplying, fabricating and fixing Aluminium bronze anodized paneled door (Top and bottom panel - Glass) with frame (1 Nr door sash) as per Drg. No. SPES/RATE23/D/01, Option 2. Overall size of the door frame is 900x2100mm. (Size may be changed according to the site) Door frame consisting top and side bars (76x32mm) with 18x11mm door stopper bar using 5/32x3/8" Al rivets, and fixing with 50x18x2mm Al bracket using 1/8x3/8" Al rivets and 8x1 1/2" ST screws. Frame should be fixed to wall with 10 Nrs of No 6 rowl plugs and 8x3" ST screws. Door sash consisting top bar (80x42mm), side bars (66x45mm hinges side, 70x45mm lock side), middle bar (100x42mm) and bottom bar (120x42mm). 16x15mm clip bar should be used for required bars. Sash frame should be fixed with 38x38x2.5mm Al bracket using 1/8x3/8" Al rivets, 8mm dia. treaded bar with nuts for top and bottom bars. 5mm thick clear glass for top and bottom panels should be fixed. Rate should be included for supplying and fixing required Mohair beading, 455S Rubber beadings, 3 Nrs of 100x75mm Al hinges using 5/32x3/8" Al rivets, Al bronze anodized door handle (102x40mm) pair with cap nuts, Door lock (CL or equivalent approved by the Engineer), Screws, Pop rivets, Silicone etc.</p>	Sq.m	33,824.00

Code	Description	Unit	Rate(LKR)
ALB03	<p>Supplying, fabricating and fixing Aluminium bronze anodized paneled door (Top panel - Glass, Bottom panel – Al/PVC Composite board) with frame (1 Nr door sash) as per Drg. No. SPES/RATE23/D/02, Option 1. Overall size of the door frame is 1050x2100mm. (Size may be changed according to the site) Door frame consisting top and side bars (76x32mm) with 18x11mm door stopper bar using 5/32x3/8" Al rivets, and fixing with 50x18x2mm Al bracket using 1/8x3/8" Al rivets and 8x1 1/2" ST screws. Frame should be fixed to wall with 10 Nrs of No 6 rowl plugs and 8x3" ST screws. Door sash consisting top bar (80x42mm), side bars (66x45mm hinges side, 70x45mm lock side), middle bar (100x42mm) and bottom bar (120x42mm). 16x15mm clip bar should be used for required bars. Sash frame should be fixed with 38x38x2.5mm Al bracket using 1/8x3/8" Al rivets, 8mm dia. treaded bar with nuts for top and bottom bars. 4mm thick Al/PVC double side composite board for bottom panel and 5mm thick clear glass for top panel should be fixed. Rate should be included for supplying and fixing required Mohair beading, 3303, 3303A and 455S Rubber beadings, 4 Nrs of 100x75mm Al hinges using 5/32x3/8" Al rivets, Al bronze anodized door handle (102x40mm) pair with cap nuts, Door lock (CL or equivalent approved by the Engineer), Screws, Pop rivets, Silicone etc.</p>	Sq.m	31,142.00
ALB04	<p>Supplying, fabricating and fixing Aluminium bronze anodized paneled door (Top and bottom panel - Glass) with frame (1 Nr door sash) as per Drg. No. SPES/RATE23/D/02, Option 2. Overall size of the door frame is 1050x2100mm. (Size may be changed according to the site) Door frame consisting top and side bars (76x32mm) with 18x11mm door stopper bar using 5/32x3/8" Al rivets, and fixing with 50x18x2mm Al bracket using 1/8x3/8" Al rivets and 8x1 1/2" ST screws. Frame should be fixed to wall with 10 Nrs of No 6 rowl plugs and 8x3" ST screws. Door sash consisting top bar (80x42mm), side bars (66x45mm hinges side, 70x45mm lock side), middle bar (100x42mm) and bottom bar (120x42mm). 16x15mm clip bar should be used for required bars. Sash frame should be fixed with 38x38x2.5mm Al bracket using 1/8x3/8" Al rivets, 8mm dia. treaded bar with nuts for top and bottom bars. 5mm thick clear glass for top and bottom panels should be fixed. Rate should be included for supplying and fixing required Mohair beading, 455S Rubber beadings, 4 Nrs of 100x75mm Al hinges using 5/32x3/8" Al rivets, Al bronze anodized door handle (102x40mm) pair with cap nuts, Door lock (CL or equivalent approved by the Engineer), Screws, Pop rivets, Silicone etc.</p>	Sq.m	30,981.00

Code	Description	Unit	Rate(LKR)
ALB05	<p>Supplying, fabricating and fixing Aluminium bronze anodized paneled door (Top panel - Glass, Bottom panel – Al/PVC Composite board) with frame (1 Nr door sash and 2 Nrs 450mm height louver panels at the top) as per Drg. No. SPES/RATE23/D/L/01, Option 1. Overall size of the door frame is 900x2550mm including 450mm high louvers. (Size may be changed according to the site) Door frame consisting top bar (76x32mm), side bars (76x32mm, use 18x11mm door stopper bar at louver height with required Al rivets) horizontal middle bar (76x32mm with 70x4mm clip bar) and vertical middle bar (46x41mm) with 18x11mm door stopper bar around door frame using 5/32x3/8" Al rivets, and fixing with 50x18x2mm Al bracket using 1/8x3/8" Al rivets and 8x1 1/2" ST screws. Louver blades (52x34mm) should be fixed to louver frame bars (20x37mm) using 1/8x1/2" Al rivets, and louver panel fixed to frame using 1/8x1/2" Al rivets. Frame should be fixed to wall with 12 Nrs of No 6 rowl plugs and 8x3" ST screws. Door sash consisting top bar (80x42mm), side bars (66x45mm hinges side, 70x45mm lock side), middle bar (100x42mm) and bottom bar (120x42mm). 16x15mm clip bar should be used for required bars. Sash frame should be fixed with 38x38x2.5mm Al bracket using 1/8x3/8" Al rivets, 8mm dia. treaded bar with nuts for top and bottom bars. 4mm thick Al/PVC double side composite board for bottom panel and 5mm thick clear glass for top panel should be fixed. Rate should be included for supplying and fixing required Mohair beading, 3303, 3303A and 455S Rubber beadings, 3 Nrs of 100x75mm Al hinges using 5/32x3/8" Al rivets, Al bronze anodized door handle (102x40mm) pair with cap nuts, Door lock (CL or equivalent approved by the Engineer), Screws, Pop rivets, Silicone etc.</p>	Sq.m	36,713.00

Code	Description	Unit	Rate(LKR)
ALB06	<p>Supplying, fabricating and fixing Aluminium bronze anodized paneled door (Top and Bottom panel – Glass) with frame (1 Nr door sash and 2 Nrs 450mm height louver panels at the top) as per Drg. No. SPES/RATE23/D/L/01, Option 2. Overall size of the door frame is 900x2550mm including 450mm high louvers. (Size may be changed according to the site) Door frame consisting top bar (76x32mm), side bars (76x32mm, use 18x11mm door stopper bar at louver height with required Al rivets) horizontal middle bar (76x32mm with 70x4mm clip bar) and vertical middle bar (46x41mm) with 18x11mm door stopper bar around door frame using 5/32x3/8" Al rivets, and fixing with 50x18x2mm Al bracket using 1/8x3/8" Al rivets and 8x1 1/2" ST screws. Louver blades (52x34mm) should be fixed to louver frame bars (20x37mm) using 1/8x1/2" Al rivets, and louver panel fixed to frame using 1/8x1/2" Al rivets. Frame should be fixed to wall with 12 Nrs of No 6 rowl plugs and 8x3" ST screws. Door sash consisting top bar (80x42mm), side bars (66x45mm hinges side, 70x45mm lock side), middle bar (100x42mm) and bottom bar (120x42mm). 16x15mm clip bar should be used for required bars. Sash frame should be fixed with 38x38x2.5mm Al bracket using 1/8x3/8" Al rivets, 8mm dia. treaded bar with nuts for top and bottom bars. 5mm thick clear glass for top and bottom panel should be fixed. Rate should be included for supplying and fixing required Mohair beading, 3303, 3303A and 455S Rubber beadings, 3 Nrs of 100x75mm Al hinges using 5/32x3/8" Al rivets, Al bronze anodized door handle (102x40mm) pair with cap nuts, Door lock (CL or equivalent approved by the Engineer), Screws, Pop rivets, Silicone etc.</p>	Sq.m	36,581.00

Code	Description	Unit	Rate(LKR)
ALB07	<p>Supplying, fabricating and fixing Aluminium bronze anodized paneled door (Top panel - Glass, Bottom panel – Al/PVC Composite board) with frame (1 Nr door sash and 2 Nrs 450mm height fix glass panels at the top) as per Drg. No. SPES/RATE23/D/F/01, Option 1. Overall size of the door frame is 900x2550mm including 450mm high fix glass. (Size may be changed according to the site) Door frame consisting top bar (76x32mm), side bars (76x32mm) horizontal middle bar (75x32mm with 70x11mm clip bar and 31x19mm clip bar) and vertical middle bar (76x32mm with 70x11mm clip bar) with 18x11mm door stopper bar around door frame using 5/32x3/8" Al rivets, and fixing with 50x18x2mm Al bracket using 1/8x3/8" Al rivets and 8x1 1/2" ST screws. Frame top panels should be fixed with 5mm thick clear glass using 455S rubber beading. Frame should be fixed to wall with 12 Nrs of No 6 rowl plugs and 8x3" ST screws. Door sash consisting top bar (80x42mm), side bars (66x45mm hinges side, 70x45mm lock side), middle bar (100x42mm) and bottom bar (120x42mm). 16x15mm clip bar should be used for required bars. Sash frame should be fixed with 38x38x2.5mm Al bracket using 1/8x3/8" Al rivets, 8mm dia. treaded bar with nuts for top and bottom bars. 4mm thick Al/PVC double side composite board for bottom panel and 5mm thick clear glass for top panel should be fixed. Rate should be included for supplying and fixing required Mohair beading, 3303, 3303A and 455S Rubber beadings, 3 Nrs of 100x75mm Al hinges using 5/32x3/8" Al rivets, Al bronze anodized door handle (102x40mm) pair with cap nuts, Door lock (CL or equivalent approved by the Engineer), Screws, Pop rivets, Silicone etc.</p>	Sq.m	32,877.00

Code	Description	Unit	Rate(LKR)
ALB08	<p>Supplying, fabricating and fixing Aluminium bronze anodized paneled door (Top and Bottom panel – Glass) with frame (1 Nr door sash and 2 Nrs 450mm height fix glass panels at the top) as per Drg. No. SPES/RATE23/D/F/01, Option 2. Overall size of the door frame is 900x2550mm including 450mm high fix glass. (Size may be changed according to the site) Door frame consisting top bar (76x32mm), side bars (76x32mm) horizontal middle bar (75x32mm with 70x11mm clip bar and 31x19mm clip bar) and vertical middle bar (76x32mm with 70x11mm clip bar) with 18x11mm door stopper bar around door frame using 5/32x3/8" Al rivets, and fixing with 50x18x2mm Al bracket using 1/8x3/8" Al rivets and 8x1 1/2" ST screws. Frame top panels should be fixed with 5mm thick clear glass using 455S rubber beading. Frame should be fixed to wall with 12 Nrs of No 6 rowl plugs and 8x3" ST screws. Door sash consisting top bar (80x42mm), side bars (66x45mm hinges side, 70x45mm lock side), middle bar (100x42mm) and bottom bar (120x42mm). 16x15mm clip bar should be used for required bars. Sash frame should be fixed with 38x38x2.5mm Al bracket using 1/8x3/8" Al rivets, 8mm dia. treaded bar with nuts for top and bottom bars. 5mm thick clear glass for top and bottom panels should be fixed. Rate should be included for supplying and fixing required Mohair beading, 455S Rubber beadings, 3 Nrs of 100x75mm Al hinges using 5/32x3/8" Al rivets, Al bronze anodized door handle (102x40mm) pair with cap nuts, Door lock (CL or equivalent approved by the Engineer), Screws, Pop rivets, Silicone etc.</p>	Sq.m	32,756.00

Code	Description	Unit	Rate(LKR)
ALB09	<p>Supplying, fabricating and fixing Aluminium bronze anodized paneled door (Top panel - Glass, Bottom panel – Al/PVC Composite board) with frame (1 Nr door sash and 2 Nrs 450mm height louver panels at the top) as per Drg. No. SPES/RATE23/D/L/02, Option 1. Overall size of the door frame is 1050x2550mm including 450mm high louvers. (Size may be changed according to the site) Door frame consisting top bar (76x32mm), side bars (76x32mm, use 18x11mm door stopper bar at louver height with required Al rivets) horizontal middle bar (76x32mm with 70x4mm clip bar) and vertical middle bar (46x41mm) with 18x11mm door stopper bar around door frame using 5/32x3/8" Al rivets, and fixing with 50x18x2mm Al bracket using 1/8x3/8" Al rivets and 8x1 1/2" ST screws. Louver blades (52x34mm) should be fixed to louver frame bars (20x37mm) using 1/8x1/2" Al rivets, and louver panel fixed to frame using 1/8x1/2" Al rivets. Frame should be fixed to wall with 12 Nrs of No 6 rowl plugs and 8x3" ST screws. Door sash consisting top bar (80x42mm), side bars (66x45mm hinges side, 70x45mm lock side), middle bar (100x42mm) and bottom bar (120x42mm). 16x15mm clip bar should be used for required bars. Sash frame should be fixed with 38x38x2.5mm Al bracket using 1/8x3/8" Al rivets, 8mm dia. treaded bar with nuts for top and bottom bars. 4mm thick Al/PVC double side composite board for bottom panel and 5mm thick clear glass for top panel should be fixed. Rate should be included for supplying and fixing required Mohair beading, 3303, 3303A and 455S Rubber beadings, 4 Nrs of 100x75mm Al hinges using 5/32x3/8" Al rivets, Al bronze anodized door handle (102x40mm) pair with cap nuts, Door lock (CL or equivalent approved by the Engineer), Screws, Pop rivets, Silicone etc.</p>	Sq.m	33,743.00

Code	Description	Unit	Rate(LKR)
ALB10	<p>Supplying, fabricating and fixing Aluminium bronze anodized paneled door (Top and Bottom panel – Glass) with frame (1 Nr door sash and 2 Nrs 450mm height louver panels at the top) as per Drg. No. SPES/RATE23/D/L/02, Option 2. Overall size of the door frame is 1050x2550mm including 450mm high louvers. (Size may be changed according to the site) Door frame consisting top bar (76x32mm), side bars (76x32mm, use 18x11mm door stopper bar at louver height with required Al rivets) horizontal middle bar (76x32mm with 70x4mm clip bar) and vertical middle bar (46x41mm) with 18x11mm door stopper bar around door frame using 5/32x3/8" Al rivets, and fixing with 50x18x2mm Al bracket using 1/8x3/8" Al rivets and 8x1 1/2" ST screws. Louver blades (52x34mm) should be fixed to louver frame bars (20x37mm) using 1/8x1/2" Al rivets, and louver panel fixed to frame using 1/8x1/2" Al rivets. Frame should be fixed to wall with 12 Nrs of No 6 rowl plugs and 8x3" ST screws. Door sash consisting top bar (80x42mm), side bars (66x45mm hinges side, 70x45mm lock side), middle bar (100x42mm) and bottom bar (120x42mm). 16x15mm clip bar should be used for required bars. Sash frame should be fixed with 38x38x2.5mm Al bracket using 1/8x3/8" Al rivets, 8mm dia. treaded bar with nuts for top and bottom bars. 5mm thick clear glass for top and bottom panel should be fixed. Rate should be included for supplying and fixing required Mohair beading, 3303, 3303A and 455S Rubber beadings, 4 Nrs of 100x75mm Al hinges using 5/32x3/8" Al rivets, Al bronze anodized door handle (102x40mm) pair with cap nuts, Door lock (CL or equivalent approved by the Engineer), Screws, Pop rivets, Silicone etc.</p>	Sq.m	33,631.00

Code	Description	Unit	Rate(LKR)
ALB11	<p>Supplying, fabricating and fixing Aluminium bronze anodized paneled door (Top panel - Glass, Bottom panel – Al/PVC Composite board) with frame (1 Nr door sash and 2 Nrs 450mm height fix glass panels at the top) as per Drg. No. SPES/RATE23/D/F/02, Option 1. Overall size of the door frame is 1050x2550mm including 450mm high fix glass. (Size may be changed according to the site) Door frame consisting top bar (76x32mm), side bars (76x32mm) horizontal middle bar (75x32mm with 70x11mm clip bar and 31x19mm clip bar) and vertical middle bar (76x32mm with 70x11mm clip bar) with 18x11mm door stopper bar around door frame using 5/32x3/8" Al rivets, and fixing with 50x18x2mm Al bracket using 1/8x3/8" Al rivets and 8x1 1/2" ST screws. Frame top panels should be fixed with 5mm thick clear glass using 455S rubber beading. Frame should be fixed to wall with 12 Nrs of No 6 rowl plugs and 8x3" ST screws. Door sash consisting top bar (80x42mm), side bars (66x45mm hinges side, 70x45mm lock side), middle bar (100x42mm) and bottom bar (120x42mm). 16x15mm clip bar should be used for required bars. Sash frame should be fixed with 38x38x2.5mm Al bracket using 1/8x3/8" Al rivets, 8mm dia. treaded bar with nuts for top and bottom bars. 4mm thick Al/PVC double side composite board for bottom panel and 5mm thick clear glass for top panel should be fixed. Rate should be included for supplying and fixing required Mohair beading, 3303, 3303A and 455S Rubber beadings, 4 Nrs of 100x75mm Al hinges using 5/32x3/8" Al rivets, Al bronze anodized door handle (102x40mm) pair with cap nuts, Door lock (CL or equivalent approved by the Engineer), Screws, Pop rivets, Silicone etc.</p>	Sq.m	30,017.00

Code	Description	Unit	Rate(LKR)
ALB12	<p>Supplying, fabricating and fixing Aluminium bronze anodized paneled door (Top and Bottom panel – Glass) with frame (1 Nr door sash and 2 Nrs 450mm height fix glass panels at the top) as per Drg. No. SPES/RATE23/D/F/02, Option 2. Overall size of the door frame is 1050x2550mm including 450mm high fix glass. (Size may be changed according to the site) Door frame consisting top bar (76x32mm), side bars (76x32mm) horizontal middle bar (75x32mm with 70x11mm clip bar and 31x19mm clip bar) and vertical middle bar (76x32mm with 70x11mm clip bar) with 18x11mm door stopper bar around door frame using 5/32x3/8" Al rivets, and fixing with 50x18x2mm Al bracket using 1/8x3/8" Al rivets and 8x1 1/2" ST screws. Frame top panels should be fixed with 5mm thick clear glass using 455S rubber beading. Frame should be fixed to wall with 12 Nrs of No 6 rowl plugs and 8x3" ST screws. Door sash consisting top bar (80x42mm), side bars (66x45mm hinges side, 70x45mm lock side), middle bar (100x42mm) and bottom bar (120x42mm). 16x15mm clip bar should be used for required bars. Sash frame should be fixed with 38x38x2.5mm Al bracket using 1/8x3/8" Al rivets, 8mm dia. treaded bar with nuts for top and bottom bars. 5mm thick clear glass for top and bottom panels should be fixed. Rate should be included for supplying and fixing required Mohair beading, 455S Rubber beadings, 4 Nrs of 100x75mm Al hinges using 5/32x3/8" Al rivets, Al bronze anodized door handle (102x40mm) pair with cap nuts, Door lock (CL or equivalent approved by the Engineer), Screws, Pop rivets, Silicone etc.</p>	Sq.m	29,903.00
ALB13	<p>Supplying, fabricating and fixing Aluminium bronze anodized paneled door (Top panel - Glass, Bottom panel – Al/PVC Composite board) with frame (2 Nrs door sash) as per Drg. No. SPES/RATE23/DD/01, Option 1. Overall size of the door frame is 1500x2100mm. (Size may be changed according to the site) Door frame consisting top and side bars (76x32mm) with 18x11mm door stopper bar using 5/32x3/8" Al rivets, and fixing with 50x18x2mm Al bracket using 1/8x3/8" Al rivets and 8x1 1/2" ST screws. Frame should be fixed to wall with 12 Nrs of No 6 rowl plugs and 8x3" ST screws. Door sash consisting top bar (80x42mm), side bars (66x45mm hinges side, 70x45mm lock side), middle bar (100x42mm) and bottom bar (120x42mm). 16x15mm clip bar should be used for required bars. Sash frame should be fixed with 38x38x2.5mm Al bracket using 1/8x3/8" Al rivets, 8mm dia. treaded bar with nuts for top and bottom bars. 4mm thick Al/PVC double side composite board for bottom panel and 5mm thick clear glass for top panel should be fixed. Rate should be included for supplying and fixing required Mohair beading, 3303, 3303A and 455S Rubber beadings, 6 Nrs of 100x75mm Al hinges using 5/32x3/8" Al rivets, 2 Nrs of Al bronze anodized door handle (102x40mm) pair with cap nuts, Door lock (CL or equivalent approved by the Engineer), Screws, Pop rivets, Silicone etc.</p>	Sq.m	33,390.00

Code	Description	Unit	Rate(LKR)
ALB14	<p>Supplying, fabricating and fixing Aluminium bronze anodized paneled door (Top and Bottom panel – Glass) with frame (2 Nrs door sash) as per Drg. No. SPES/RATE23/DD/01, Option 2. Overall size of the door frame is 1500x2100mm. (Size may be changed according to the site) Door frame consisting top and side bars (76x32mm) with 18x11mm door stopper bar using 5/32x3/8" Al rivets, and fixing with 50x18x2mm Al bracket using 1/8x3/8" Al rivets and 8x1 1/2" ST screws. Frame should be fixed to wall with 12 Nrs of No 6 rowl plugs and 8x3" ST screws. Door sash consisting top bar (80x42mm), side bars (66x45mm hinges side, 70x45mm lock side), middle bar (100x42mm) and bottom bar (120x42mm). 16x15mm clip bar should be used for required bars. Sash frame should be fixed with 38x38x2.5mm Al bracket using 1/8x3/8" Al rivets, 8mm dia. treaded bar with nuts for top and bottom bars. 5mm thick clear glass for top and bottom panel should be fixed. Rate should be included for supplying and fixing required Mohair beading, 455S Rubber beadings, 6 Nrs of 100x75mm Al hinges using 5/32x3/8" Al rivets, 2 Nrs of Al bronze anodized door handle (102x40mm) pair with cap nuts, Door lock (CL or equivalent approved by the Engineer), Screws, Pop rivets, Silicone etc.</p>	Sq.m	33,242.00
ALB15	<p>Supplying, fabricating and fixing Aluminium bronze anodized paneled swing door (Top panel - Glass, Bottom panel – Al/PVC Composite board) with frame (1 Nr door sash) as per Drg. No. SPES/RATE23/D/S/01, Option 1. Overall size of the door frame is 1050x2100mm. (Size may be changed according to the site) Door frame consisting top and side bars (100x45x1.2mm box bar) and fixing with 38x38x2.5mm Al bracket using 1/8x3/8" Al rivets. Frame should be fixed to wall with 15 Nrs of No 6 rowl plugs and 8x3" ST screws. Door sash consisting top bar (80x42mm), side bars (70x45mm), middle bar (100x42mm) and bottom bar (120x42mm). 16x15mm clip bar should be used for required bars. Sash frame should be fixed with 38x38x2.5mm Al bracket using 1/8x3/8" Al rivets, 8mm dia. treaded bar with nuts for top and bottom bars. 4mm thick Al/PVC double side composite board for bottom panel and 5mm thick clear glass for top panel should be fixed. Rate should be included for supplying and fixing required Mohair beading, 3303, 3303A and 455S rubber beadings, 1 Nrs of Floor hinges (VVP or equivalent approved by the Engineer, required one year warranty) with arm and pivot, 2 Nrs of SS bend door handle, Door lock (CL or equivalent approved by the Engineer), Screws, Pop rivets, Silicone etc.</p>	Sq.m	43,359.00

Code	Description	Unit	Rate(LKR)
ALB16	<p>Supplying, fabricating and fixing Aluminium bronze anodized paneled swing door (Top and bottom panel - Glass) with frame (1 Nr door sash) as per Drg. No. SPES/RATE23/D/S/01, Option 2. Overall size of the door frame is 1050x2100mm. (Size may be changed according to the site) Door frame consisting top and side bars (100x45x1.2mm box bar) and fixing with 38x38x2.5mm Al bracket using 1/8x3/8" Al rivets. Frame should be fixed to wall with 15 Nrs of No 6 rowl plugs and 8x3" ST screws. Door sash consisting top bar (80x42mm), side bars (70x45mm), middle bar (100x42mm) and bottom bar (120x42mm). 16x15mm clip bar should be used for required bars. Sash frame should be fixed with 38x38x2.5mm Al bracket using 1/8x3/8" Al rivets, 8mm dia. treaded bar with nuts for top and bottom bars. 5mm thick clear glass for top and bottom panel should be fixed. Rate should be included for supplying and fixing required Mohair beading, 455S Rubber beadings, 1 Nrs of Floor hinges (VVP or equivalent approved by the Engineer, required one year warranty) with arm and pivot, 2 Nrs of SS bend door handle, Door lock (CL or equivalent approved by the Engineer), Screws, Pop rivets, Silicone etc.</p>	Sq.m	43,214.00
ALB17	<p>Supplying, fabricating and fixing Aluminium bronze anodized paneled swing door (Top panel - Glass, Bottom panel – Al/PVC Composite board) with frame (2 Nrs door sash) as per Drg. No. SPES/RATE23/DD/S/01, Option 1. Overall size of the door frame is 1800x2100mm. (Size may be changed according to the site) Door frame consisting top and side bars (100x45x1.2mm box bar) and fixing with 38x38x2.5mm Al bracket using 1/8x3/8" Al rivets. Frame should be fixed to wall with 17 Nrs of No 6 rowl plugs and 8x3" ST screws. Door sash consisting top bar (80x42mm), side bars (70x45mm), middle bar (100x42mm) and bottom bar (120x42mm). 16x15mm clip bar should be used for required bars. Sash frame should be fixed with 38x38x2.5mm Al bracket using 1/8x3/8" Al rivets, 8mm dia. treaded bar with nuts for top and bottom bars. 4mm thick Al/PVC double side composite board for bottom panel and 5mm thick clear glass for top panel should be fixed. Rate should be included for supplying and fixing required Mohair beading, 3303, 3303A and 455S Rubber beadings, 2 Nrs of Floor hinges (VVP or equivalent approved by the Engineer, required one year warranty) with arm and pivot, 4 Nrs of SS bend door handle, Door lock (CL or equivalent approved by the Engineer), Screws, Pop rivets, Silicone etc.</p>	Sq.m	43,554.00

Code	Description	Unit	Rate(LKR)
ALB18	<p>Supplying, fabricating and fixing Aluminium bronze anodized paneled swing door (Top and Bottom panel - Glass) with frame (2 Nrs door sash) as per Drg. No. SPES/RATE23/DD/S/01, Option 2. Overall size of the door frame is 1800x2100mm. (Size may be changed according to the site) Door frame consisting top and side bars (100x45x1.2mm box bar) and fixing with 38x38x2.5mm Al bracket using 1/8x3/8" Al rivets. Frame should be fixed to wall with 17 Nrs of No 6 rowl plugs and 8x3" ST screws. Door sash consisting top bar (80x42mm), side bars (70x45mm), middle bar (100x42mm) and bottom bar (120x42mm). 16x15mm clip bar should be used for required bars. Sash frame should be fixed with 38x38x2.5mm Al bracket using 1/8x3/8" Al rivets, 8mm dia. treaded bar with nuts for top and bottom bars. 5mm thick clear glass for top and bottom panel should be fixed. Rate should be included for supplying and fixing required Mohair beading, 455S Rubber beadings, 2 Nrs of Floor hinges (VVP or equivalent approved by the Engineer, required one year warranty) with arm and pivot, 4 Nrs of SS bend door handle, Door lock (CL or equivalent approved by the Engineer), Screws, Pop rivets, Silicone etc.</p>	Sq.m	43,405.00
ALB19	<p>Supplying, fabricating and fixing Aluminium bronze anodized paneled sliding door (Top panel - Glass, Bottom panel – Al/PVC Composite board) with frame (1 Nr door sash) as per Drg. No. SPES/RATE23/SD/01, Option 1. Overall size of the door frame is 900x2100mm. (Size may be changed according to the site) Door frame consisting top rail (40x33mm), bottom rail (40x20mm) and side bars (40x24mm), and fixing using 8x1 1/2" ST screws. Frame should be fixed to wall with 14 Nrs of No 6 rowl plugs and 8x2" ST screws. Door sash consisting top bar (22x32mm), side bars (50x26mm), middle bar (22x30mm) and bottom bar (22x56mm). Sash frame should be fixed using 8x1 1/2" ST screws. 4mm thick Al/PVC double side composite board for bottom panel and 5mm thick clear glass for top panel should be fixed. Rate should be included for supplying and fixing required 3303, 3303A and 455S Rubber beadings, 2 Nrs of Adjustable rollers, 4 Nrs of Guide runners for the top, 2 Nrs of Aluminium plate door handles, Door lock (CL or equivalent approved by the Engineer), Screws, Pop rivets, Hole buttons, Silicone etc. (Frame height and door sash width should be measured for payments)</p>	Sq.m	21,802.00

Code	Description	Unit	Rate(LKR)
ALB20	Supplying, fabricating and fixing Aluminium bronze anodized paneled sliding door (Top and bottom panel - Glass) with frame (1 Nr door sash) as per Drg. No. SPES/RATE23/SD/01, Option 2. Overall size of the door frame is 900x2100mm. (Size may be changed according to the site) Door frame consisting top rail (40x33mm), bottom rail (40x20mm) and side bars (40x24mm), and fixing using 8x1 1/2" ST screws. Frame should be fixed to wall with 14 Nrs of No 6 rowl plugs and 8x2" ST screws. Door sash consisting top bar (22x32mm), side bars (50x26mm), middle bar (22x30mm) and bottom bar (22x56mm). Sash frame should be fixed using 8x1 1/2" ST screws. 5mm thick clear glass for top and bottom panels should be fixed. Rate should be included for supplying and fixing required 455S Rubber beadings, 2 Nrs of Adjustable rollers, 4 Nrs of Guide runners for the top, 2 Nrs of Aluminium plate door handles, Door lock (CL or equivalent approved by the Engineer), Screws, Pop rivets, Hole buttons, Silicone etc. (Frame height and door sash width should be measured for payments)	Sq.m	21,611.00
ALB21	Supplying, fabricating and fixing Aluminium bronze anodized paneled door (Top and Bottom panel – Al/PVC Composite board) with frame (1 Nr door sash) as per Drg. No. SPES/RATE23/D/03. Overall size of the door frame is 750x2100mm. (Size may be changed according to the site) Door frame consisting top and side bars (76x23mm), and fixing with 38x38x2.5mm Al bracket using 1/8x3/8" Al rivets. Frame should be fixed to wall with 8 Nrs of No 6 rowl plugs and 8x3" ST screws. Door sash consisting top and bottom bar (80x42mm), side bars (66x45mm hinges side, 70x45mm lock side) and middle bar (100x42mm). 16x15mm clip bar should be used for required bars. Sash frame should be fixed with 38x38x2.5mm Al bracket using 1/8x3/8" Al rivets, 8mm dia. treaded bar with nuts for top and bottom bars. 3mm thick Al/PVC double side composite board for top and bottom panels should be fixed. Rate should be included for supplying and fixing required Mohair beading, 3303A Rubber beadings, 3 Nrs of 100x75mm Aluminium hinges using 5/32x3/8" Al rivets, 2 Nrs of Aluminium plate door handle, Door lock (CL or equivalent approved by the Engineer), 2 Nrs of 3" Al Barrel Bolt, Screws, Pop rivets, Silicone etc.	Sq.m	33,795.00

Code	Description	Unit	Rate(LKR)
ALB22	Supplying, fabricating and fixing Aluminium bronze anodized fully composite board (Al/PVC Composite board) door with frame (1 Nr door sash) as per Drg. No. SPES/RATE23/D/04. Overall size of the door frame is 750x1950mm. (Size may be changed according to the site) Door frame consisting top and side bars (50x25x0.9mm box bars) with 18x11mm door stopper bar using 5/32x3/8" Al rivets and fixing with 38x38x2.5mm Al bracket using 1/8x3/8" Al rivets. Frame should be fixed to wall with 8 Nrs of No 6 rowl plugs and 8x3" ST screws. Door sash consisting top, sides, bottom and 2 Nrs of middle bars (50x25x0.9mm box bars). Sash frame should be fixed with 38x38x2.5mm Al bracket using 1/8x3/8" Al rivets, 3mm thick Al/PVC double side composite board for full door should be fixed using 1/8x3/8" Al rivets. Rate should be included for supplying and fixing required Mohair beading, 3 Nrs of 100x75mm Aluminium hinges using 5/32x3/8" Al rivets, 2 Nrs of Aluminium plate door handle, 2 Nrs of 2" Al Barrel Bolt, Screws, Pop rivets, Silicone etc.	Sq.m	21,028.00
ALB23	Supplying, fabricating and fixing Aluminium bronze anodized casement window with frame (1 Nr window sash) as per Drg. No. SPES/RATE23/CW/01. Overall size of the window frame is 600x1200mm. (Size may be changed according to the site) Window frame consisting top, bottom and side bars (41x31mm), and fixing with 38x38x2.5mm Al bracket using 1/8x3/8" Al rivets. Frame should be fixed to wall with 10 Nrs of No 6 rowl plugs and 8x2" ST screws. Window sash consisting top, bottom and side bars (40x35mm) should be fixed using 8x1 1/2" ST screws, and 5mm thick clear glass. Rate should be included for supplying and fixing required 437K Rubber beading, 674U Rubber beading, 2 Nrs of 14" SS 304 bar hinges using 5/32x3/8" Al rivets, 1 Nrs of heavy quality Al fasteners using 5/32x3/8" Al rivets, Screws, Pop rivets, Silicone etc.	Sq.m	32,032.00
ALB24	Supplying, fabricating and fixing Aluminium bronze anodized casement window with frame (2 Nrs window sashes) as per Drg. No. SPES/RATE23/CW/02. Overall size of the window frame is 1200x1200mm. (Size may be changed according to the site) Window frame consisting top, bottom and side bars (41x31mm), middle bars (46x41mm), and fixing with 38x38x2.5mm Al bracket using 1/8x3/8" Al rivets and 8x1 1/2" ST screws. Frame should be fixed to wall with 12 Nrs of No 6 rowl plugs and 8x2" ST screws. Window sash consisting top, bottom and side bars (40x35mm) should be fixed using 8x1 1/2" ST screws, and 5mm thick clear glass. Rate should be included for supplying and fixing required 437K Rubber beading, 674U Rubber beading, 4 Nrs of 14" SS 304 bar hinges using 5/32x3/8" Al rivets, 2 Nrs of heavy quality Al fasteners using 5/32x3/8" Al rivets, Screws, Pop rivets, Silicone etc.	Sq.m	30,563.00

Code	Description	Unit	Rate(LKR)
ALB25	Supplying, fabricating and fixing Aluminium bronze anodized casement window with frame (3 Nrs window sashes) as per Drg. No. SPES/RATE23/CW/03. Overall size of the window frame is 1800x1200mm. (Size may be changed according to the site) Window frame consisting top, bottom and side bars (41x31mm), middle bars (46x41mm), and fixing with 38x38x2.5mm Al bracket using 1/8x3/8" Al rivets and 8x1 1/2" ST screws. Frame should be fixed to wall with 14 Nrs of No 6 rowl plugs and 8x2" ST screws. Window sash consisting top, bottom and side bars (40x35mm) should be fixed using 8x1 1/2" ST screws, and 5mm thick clear glass. Rate should be included for supplying and fixing required 437K Rubber beading, 674U Rubber beading, 6 Nrs of 14" SS 304 bar hinges using 5/32x3/8" Al rivets, 3 Nrs of heavy quality Al fasteners using 5/32x3/8" Al rivets, Screws, Pop rivets, Silicone etc.	Sq.m	30,085.00
ALB26	Supplying, fabricating and fixing Aluminium bronze anodized casement window with frame (4 Nrs window sashes) as per Drg. No. SPES/RATE23/CW/04. Overall size of the window frame is 2400x1200mm. (Size may be changed according to the site) Window frame consisting top, bottom and side bars (41x31mm), middle bars (46x41mm), and fixing with 38x38x2.5mm Al bracket using 1/8x3/8" Al rivets and 8x1 1/2" ST screws. Frame should be fixed to wall with 16 Nrs of No 6 rowl plugs and 8x2" ST screws. Window sash consisting top, bottom and side bars (40x35mm) should be fixed using 8x1 1/2" ST screws, and 5mm thick clear glass. Rate should be included for supplying and fixing required 437K Rubber beading, 674U Rubber beading, 8 Nrs of 14" SS 304 bar hinges using 5/32x3/8" Al rivets, 4 Nrs of heavy quality Al fasteners using 5/32x3/8" Al rivets, Screws, Pop rivets, Silicone etc.	Sq.m	29,837.00
ALB27	Supplying, fabricating and fixing Aluminium bronze anodized casement window with frame (5 Nrs window sashes) as per Drg. No. SPES/RATE23/CW/05. Overall size of the window frame is 3000x1200mm. (Size may be changed according to the site) Window frame consisting top, bottom and side bars (41x31mm), middle bars (46x41mm), and fixing with 38x38x2.5mm Al bracket using 1/8x3/8" Al rivets and 8x1 1/2" ST screws. Frame should be fixed to wall with 18 Nrs of No 6 rowl plugs and 8x2" ST screws. Window sash consisting top, bottom and side bars (40x35mm) should be fixed using 8x1 1/2" ST screws, and 5mm thick clear glass. Rate should be included for supplying and fixing required 437K rubber beading, 674U rubber beading, 10 Nrs of 14" SS 304 bar hinges using 5/32x3/8" Al rivets, 5 Nrs of heavy quality Al fasteners using 5/32x3/8" Al rivets, Screws, Pop rivets, Silicone etc.	Sq.m	29,688.00

Code	Description	Unit	Rate(LKR)
ALB28	Supplying, fabricating and fixing Aluminium bronze anodized casement window with frame (1 Nr window sash and 1 Nr fix glass at the top) as per Drg. No. SPES/RATE23/CW/L/01. Overall size of the window frame is 600x1650mm including 450mm high fix glasses. (Size may be changed according to the site) Window frame consisting top, bottom and side bars (41x31mm), horizontal middle bar (46x41mm), and fixing with 38x38x2.5mm Al bracket using 1/8x3/8" Al rivets and 8x1 1/2" ST screws. Frame should be fixed to wall with 12 Nrs of No 6 rowl plugs and 8x2" ST screws. Frame top panel should be fixed with 5mm thick clear glass using 34x18mm clip bar and 455S rubber beading. Window sash consisting top, bottom and side bars (40x35mm) should be fixed using 8x1 1/2" ST screws, and 5mm thick clear glass. Rate should be included for supplying and fixing required 437K Rubber beading, 674U Rubber beading, 2 Nrs of 14" SS 304 bar hinges using 5/32x3/8" Al rivets, 1 Nr of heavy quality Al fasteners using 5/32x3/8" Al rivets, Screws, Pop rivets, Silicone etc.	Sq.m	29,248.00
ALB29	Supplying, fabricating and fixing Aluminium bronze anodized casement window with frame (2 Nrs window sashes and 2 Nrs fix glasses at the top) as per Drg. No. SPES/RATE23/CW/L/02. Overall size of the window frame is 1200x1650mm including 450mm high fix glasses. (Size may be changed according to the site) Window frame consisting top, bottom and side bars (41x31mm), vertical and horizontal middle bars (46x41mm), and fixing with 38x38x2.5mm Al bracket using 1/8x3/8" Al rivets and 8x1 1/2" ST screws. Frame should be fixed to wall with 14 Nrs of No 6 rowl plugs and 8x2" ST screws. Frame top panels should be fixed with 5mm thick clear glass using 34x18mm clip bar and 455S rubber beading. Window sash consisting top, bottom and side bars (40x35mm) should be fixed using 8x1 1/2" ST screws, and 5mm thick clear glass. Rate should be included for supplying and fixing required 437K Rubber beading, 674U Rubber beading, 4 Nrs of 14" SS 304 bar hinges using 5/32x3/8" Al rivets, 2 Nrs of heavy quality Al fasteners using 5/32x3/8" Al rivets, Screws, Pop rivets, Silicone etc.	Sq.m	28,174.00

Code	Description	Unit	Rate(LKR)
ALB30	Supplying, fabricating and fixing Aluminium bronze anodized casement window with frame (3 Nrs window sashes and 3 Nrs fix glasses at the top) as per Drg. No. SPES/RATE23/CW/L/03. Overall size of the window frame is 1200x1650mm including 450mm high fix glasses. (Size may be changed according to the site) Window frame consisting top, bottom and side bars (41x31mm), vertical and horizontal middle bars (46x41mm), and fixing with 38x38x2.5mm Al bracket using 1/8x3/8" Al rivets and 8x1 1/2" ST screws. Frame should be fixed to wall with 16 Nrs of No 6 rowl plugs and 8x2" ST screws. Frame top panels should be fixed with 5mm thick clear glass using 34x18mm clip bar and 455S rubber beading. Window sash consisting top, bottom and side bars (40x35mm) should be fixed using 8x1 1/2" ST screws, and 5mm thick clear glass. Rate should be included for supplying and fixing required 437K Rubber beading, 674U Rubber beading, 6 Nrs of 14" SS 304 bar hinges using 5/32x3/8" Al rivets, 3 Nrs of heavy quality Al fasteners using 5/32x3/8" Al rivets, Screws, Pop rivets, Silicone etc.	Sq.m	27,829.00
ALB31	Supplying, fabricating and fixing Aluminium bronze anodized casement window with frame (4 Nrs window sashes and 4 Nrs fix glasses at the top) as per Drg. No. SPES/RATE23/CW/L/04. Overall size of the window frame is 2400x1650mm including 450mm high fix glasses. (Size may be changed according to the site) Window frame consisting top, bottom and side bars (41x31mm), vertical and horizontal middle bars (46x41mm), and fixing with 38x38x2.5mm Al bracket using 1/8x3/8" Al rivets and 8x1 1/2" ST screws. Frame should be fixed to wall with 18 Nrs of No 6 rowl plugs and 8x2" ST screws. Frame top panels should be fixed with 5mm thick clear glass using 34x18mm clip bar and 455S rubber beading. Window sash consisting top, bottom and side bars (40x35mm) should be fixed using 8x1 1/2" ST screws, and 5mm thick clear glass. Rate should be included for supplying and fixing required 437K Rubber beading, 674U Rubber beading, 8 Nrs of 14" SS 304 bar hinges using 5/32x3/8" Al rivets, 4 Nrs of heavy quality Al fasteners using 5/32x3/8" Al rivets, Screws, Pop rivets, Silicone etc.	Sq.m	27,662.00

Code	Description	Unit	Rate(LKR)
ALB32	Supplying, fabricating and fixing Aluminium bronze anodized casement window with frame (5 Nrs window sashes and 5 Nrs fix glasses at the top) as per Drg. No. SPES/RATE23/CW/L/05. Overall size of the window frame is 3000x1650mm including 450mm high fix glasses. (Size may be changed according to the site) Window frame consisting top, bottom and side bars (41x31mm), vertical and horizontal middle bars (46x41mm), and fixing with 38x38x2.5mm Al bracket using 1/8x3/8" Al rivets and 8x1 1/2" ST screws. Frame should be fixed to wall with 20 Nrs of No 6 rowl plugs and 8x2" ST screws. Frame top panels should be fixed with 5mm thick clear glass using 34x18mm clip bar and 455S rubber beading. Window sash consisting top, bottom and side bars (40x35mm) should be fixed using 8x1 1/2" ST screws, and 5mm thick clear glass. Rate should be included for supplying and fixing required 437K Rubber beading, 674U Rubber beading, 10 Nrs of 14" SS 304 bar hinges using 5/32x3/8" Al rivets, 5 Nrs of heavy quality Al fasteners using 5/32x3/8" Al rivets, Screws, Pop rivets, Silicone etc.	Sq.m	27,550.00
ALB33	Supplying, fabricating and fixing Aluminium bronze anodized casement window with frame (1 Nr window sashes and 1 Nr louver at the top) as per Drg. No. SPES/RATE23/CW/F/01. Overall size of the window frame is 600x1650mm including 450mm high louver. (Size may be changed according to the site) Window frame consisting top, bottom and side bars (41x31mm), vertical and horizontal middle bars (46x41mm), and fixing with 38x38x2.5mm Al bracket using 1/8x3/8" Al rivets and 8x1 1/2" ST screws. Frame should be fixed to wall with 12 Nrs of No 6 rowl plugs and 8x2" ST screws. Frame top panel should be fixed with 52x34mm louver blades with 20x37mm louver frame bars using 1/8x1/2" Al rivets. Window sash consisting top, bottom and side bars (40x35mm) should be fixed using 8x1 1/2" ST screws, and 5mm thick clear glass. Rate should be included for supplying and fixing required 437K Rubber beading, 674U Rubber beading, 2 Nrs of 14" SS 304 bar hinges using 5/32x3/8" Al rivets, 1 Nrs of heavy quality Al fasteners using 5/32x3/8" Al rivets, Screws, Pop rivets, Silicone etc.	Sq.m	34,344.00

Code	Description	Unit	Rate(LKR)
ALB34	<p>Supplying, fabricating and fixing Aluminium bronze anodized casement window with frame (2 Nrs window sashes and 2 Nrs louvers at the top) as per Drg. No. SPES/RATE23/CW/F/02. Overall size of the window frame is 1200x1650mm including 450mm high louvers. (Size may be changed according to the site) Window frame consisting top, bottom and side bars (41x31mm), vertical and horizontal middle bars (46x41mm), and fixing with 38x38x2.5mm Al bracket using 1/8x3/8" Al rivets and 8x1 1/2" ST screws. Frame should be fixed to wall with 14 Nrs of No 6 rowl plugs and 8x2" ST screws. Frame top panels should be fixed with 52x34mm louver blades with 20x37mm louver frame bars using 1/8x1/2" Al rivets. Window sash consisting top, bottom and side bars (40x35mm) should be fixed using 8x1 1/2" ST screws, and 5mm thick clear glass. Rate should be included for supplying and fixing required 437K Rubber beading, 674U Rubber beading, 4 Nrs of 14" SS 304 bar hinges using 5/32x3/8" Al rivets, 2 Nrs of heavy quality Al fasteners using 5/32x3/8" Al rivets, Screws, Pop rivets, Silicone etc.</p>	Sq.m	33,359.00
ALB35	<p>Supplying, fabricating and fixing Aluminium bronze anodized casement window with frame (3 Nrs window sashes and 3 Nrs louvers at the top) as per Drg. No. SPES/RATE23/CW/F/03. Overall size of the window frame is 1800x1650mm including 450mm high louvers. (Size may be changed according to the site) Window frame consisting top, bottom and side bars (41x31mm), vertical and horizontal middle bars (46x41mm), and fixing with 38x38x2.5mm Al bracket using 1/8x3/8" Al rivets and 8x1 1/2" ST screws. Frame should be fixed to wall with 16 Nrs of No 6 rowl plugs and 8x2" ST screws. Frame top panels should be fixed with 52x34mm louver blades with 20x37mm louver frame bars using 1/8x1/2" Al rivets. Window sash consisting top, bottom and side bars (40x35mm) should be fixed using 8x1 1/2" ST screws, and 5mm thick clear glass. Rate should be included for supplying and fixing required 437K Rubber beading, 674U Rubber beading, 6 Nrs of 14" SS 304 bar hinges using 5/32x3/8" Al rivets, 3 Nrs of heavy quality Al fasteners using 5/32x3/8" Al rivets, Screws, Pop rivets, Silicone etc.</p>	Sq.m	33,006.00

Code	Description	Unit	Rate(LKR)
ALB36	<p>Supplying, fabricating and fixing Aluminium bronze anodized casement window with frame (4 Nrs window sashes and 4 Nrs louvers at the top) as per Drg. No. SPES/RATE23/CW/F/04. Overall size of the window frame is 2400x1650mm including 450mm high louvers. (Size may be changed according to the site) Window frame consisting top, bottom and side bars (41x31mm), vertical and horizontal middle bars (46x41mm), and fixing with 38x38x2.5mm Al bracket using 1/8x3/8" Al rivets and 8x1 1/2" ST screws. Frame should be fixed to wall with 18 Nrs of No 6 rowl plugs and 8x2" ST screws. Frame top panels should be fixed with 52x34mm louver blades with 20x37mm louver frame bars using 1/8x1/2" Al rivets. Window sash consisting top, bottom and side bars (40x35mm) should be fixed using 8x1 1/2" ST screws, and 5mm thick clear glass. Rate should be included for supplying and fixing required 437K Rubber beading, 674U Rubber beading, 8 Nrs of 14" SS 304 bar hinges using 5/32x3/8" Al rivets, 4 Nrs of heavy quality Al fasteners using 5/32x3/8" Al rivets, Screws, Pop rivets, Silicone etc.</p>	Sq.m	32,855.00
ALB37	<p>Supplying, fabricating and fixing Aluminium bronze anodized casement window with frame (5 Nrs window sashes and 5 Nrs louvers at the top) as per Drg. No. SPES/RATE23/CW/F/05. Overall size of the window frame is 3000x1650mm including 450mm high louvers. (Size may be changed according to the site) Window frame consisting top, bottom and side bars (41x31mm), vertical and horizontal middle bars (46x41mm), and fixing with 38x38x2.5mm Al bracket using 1/8x3/8" Al rivets and 8x1 1/2" ST screws. Frame should be fixed to wall with 20 Nrs of No 6 rowl plugs and 8x2" ST screws. Frame top panels should be fixed with 52x34mm louver blades with 20x37mm louver frame bars using 1/8x1/2" Al rivets. Window sash consisting top, bottom and side bars (40x35mm) should be fixed using 8x1 1/2" ST screws, and 5mm thick clear glass. Rate should be included for supplying and fixing required 437K Rubber beading, 674U Rubber beading, 10 Nrs of 14" SS 304 bar hinges using 5/32x3/8" Al rivets, 5 Nrs of heavy quality Al fasteners using 5/32x3/8" Al rivets, Screws, Pop rivets, Silicone etc.</p>	Sq.m	32,737.00

Code	Description	Unit	Rate(LKR)
ALB38	Supplying, fabricating and fixing Aluminium bronze anodized sliding window with frame (2 Nrs window sashes) as per Drg. No. SPES/RATE23/SW/01. Overall size of the window frame is 1200x1200mm. (Size may be changed according to the site) Window frame consisting top bars (70x32mm), bottom bar (70x30mm) and side bars (73x25mm), and fixing with 8x1 1/2" ST screws. Frame should be fixed to wall with 12 Nrs of No 6 rowl plugs and 8x2" ST screws. Window sash consisting top bar (28x32mm), bottom bar (22x56mm) and side bars (30x26mm one side, 30x32mm lock side) should be fixed using 8x1 1/2" ST screws, and 5mm thick clear glass. Rate should be included for supplying and fixing required 674U Rubber beading, 4 Nrs of Adjustable rollers, 8 Nrs of Guide runners for top, 1 Nr of heavy quality Crescent lock using 5/32x3/8" Al rivets, Screws, Pop rivets, Hole buttons, Silicone etc.	Sq.m	25,414.00
ALB39	Supplying, fabricating and fixing Aluminium bronze anodized sliding window with frame (4 Nrs window sashes) as per Drg. No. SPES/RATE23/SW/02. Overall size of the window frame is 2400x1200mm. (Size may be changed according to the site) Window frame consisting top bars (70x32mm), bottom bar (70x30mm) and side bars (73x25mm), and fixing with 8x1 1/2" ST screws. Frame should be fixed to wall with 16 Nrs of No 6 rowl plugs and 8x2" ST screws. Window sash consisting top bar (28x32mm), bottom bar (22x56mm) and side bars (30x26mm one side, 30x32mm lock side) should be fixed using 8x1 1/2" ST screws, and 5mm thick clear glass. 30x16mm bar should be fixed to one middle sash using 5/32x1/2" Al rivets. Rate should be included for supplying and fixing required Mohair beading, 674U Rubber beading, 8 Nrs of Adjustable rollers, 16 Nrs of Guide runners for top, 2 Nr of heavy quality Crescent lock using 5/32x3/8" Al rivets, Screws, Pop rivets, Hole buttons, Silicone etc.	Sq.m	23,634.00

Code	Description	Unit	Rate(LKR)
ALB40	<p>Supplying, fabricating and fixing Aluminium bronze anodized sliding window with frame (2 Nrs window sashes and 2 Nrs louvers at the top) as per Drg. No. SPES/RATE23/SW/L/01. Overall size of the window frame is 1200x1650mm including 450mm high louvers. (Size may be changed according to the site) Window frame consisting top bars (70x30mm), bottom bar (70x30mm) and side bars (73x25mm), horizontal middle bar (70x32mm) with 70x18mm clip bar, vertical side clip bars (73x18mm) for louver height, vertical middle bar (46x41mm) for louver height, and fixing with 8x1 1/2" ST screws and required Al rivets. Louver blades (52x34mm) should be fixed to louver frame bars (20x37mm) using 1/8x1/2" Al rivets, and louver panel fixed to frame using 1/8x1/2" Al rivets. Frame should be fixed to wall with 14 Nrs of No 6 rowl plugs and 8x2" ST screws. Window sash consisting top bar (28x32mm), bottom bar (22x56mm) and side bars (30x26mm one side, 30x32mm lock side) should be fixed using 8x1 1/2" ST screws, and 5mm thick clear glass. Rate should be included for supplying and fixing required 674U Rubber beading, 4 Nrs of Adjustable rollers, 8 Nrs of Guide runners for top, 1 Nr of heavy quality Crescent lock using 5/32x3/8" Al rivets, Screws, Pop rivets, Hole buttons, Silicone etc.</p>	Sq.m	31,422.00
ALB41	<p>Supplying, fabricating and fixing Aluminium bronze anodized sliding window with frame (4 Nrs window sashes and 4 Nrs louvers at the top) as per Drg. No. SPES/RATE23/SW/L/02. Overall size of the window frame is 2400x1650mm including 450mm high louvers. (Size may be changed according to the site) Window frame consisting top bars (70x30mm), bottom bar (70x30mm) and side bars (73x25mm), horizontal middle bar (70x32mm) with 70x18mm clip bar, vertical side clip bars (73x18mm) for louver height, vertical middle bar (46x41mm) for louver height, and fixing with 8x1 1/2" ST screws and required Al rivets. Louver blades (52x34mm) should be fixed to louver frame bars (20x37mm) using 1/8x1/2" Al rivets, and louver panel fixed to frame using 1/8x1/2" Al rivets. Frame should be fixed to wall with 18 Nrs of No 6 rowl plugs and 8x2" ST screws. Window sash consisting top bar (28x32mm), bottom bar (22x56mm) and side bars (30x26mm one side, 30x32mm lock side) should be fixed using 8x1 1/2" ST screws, and 5mm thick clear glass. 30x16mm bar should be fixed to one middle sash using 5/32x1/2" Al rivets. Rate should be included for supplying and fixing required Mohair beading, 674U Rubber beading, 8 Nrs of Adjustable rollers, 16 Nrs of Guide runners for top, 2 Nr of heavy quality Crescent lock using 5/32x3/8" Al rivets, Screws, Pop rivets, Hole buttons, Silicone etc.</p>	Sq.m	29,723.00

Code	Description	Unit	Rate(LKR)
ALB42	<p>Supplying, fabricating and fixing Aluminium bronze anodized sliding window with frame (2 Nrs window sashes and 2 Nrs fix glasses at the top) as per Drg. No. SPES/RATE23/SW/F/01. Overall size of the window frame is 1200x1650mm including 450mm high fix glasses. (Size may be changed according to the site) Window frame consisting top bars (70x30mm), bottom bar (70x30mm) and side bars (73x25mm), horizontal middle bar (70x32mm) with 70x18mm clip bar, vertical side clip bars (73x18mm) for fix glass height, vertical middle bar (46x41mm) for fix glass height, and fixing with 8x1 1/2" ST screws and required Al rivets. 5mm thick clear glass should be fixed to frame with 34x18mm clip bars. Frame should be fixed to wall with 14 Nrs of No 6 rowl plugs and 8x2" ST screws. Window sash consisting top bar (28x32mm), bottom bar (22x56mm) and side bars (30x26mm one side, 30x32mm lock side) should be fixed using 8x1 1/2" ST screws, and 5mm thick clear glass. Rate should be included for supplying and fixing required 3303, 455S and 674U Rubber beading, 4 Nrs of Adjustable rollers, 8 Nrs of Guide runners for top, 1 Nr of heavy quality Crescent lock using 5/32x3/8" Al rivets, Screws, Pop rivets, Hole buttons, Silicone etc.</p>	Sq.m	26,365.00
ALB43	<p>Supplying, fabricating and fixing Aluminium bronze anodized sliding window with frame (4 Nrs window sashes and 4 Nrs fix glasses at the top) as per Drg. No. SPES/RATE23/SW/F/02. Overall size of the window frame is 2400x1650mm including 450mm high fix glasses. (Size may be changed according to the site) Window frame consisting top bars (70x30mm), bottom bar (70x30mm) and side bars (73x25mm), horizontal middle bar (70x32mm) with 70x18mm clip bar, vertical side clip bars (73x18mm) for fix glass height, vertical middle bar (46x41mm) for fix glass height, and fixing with 8x1 1/2" ST screws and required Al rivets. 5mm thick clear glass should be fixed to frame with 34x18mm clip bars. Frame should be fixed to wall with 18 Nrs of No 6 rowl plugs and 8x2" ST screws. Window sash consisting top bar (28x32mm), bottom bar (22x56mm) and side bars (30x26mm one side, 30x32mm lock side) should be fixed using 8x1 1/2" ST screws, and 5mm thick clear glass. 30x16mm bar should be fixed to one middle sash using 5/32x1/2" Al rivets. Rate should be included for supplying and fixing required Mohair beading, 3303, 455S and 674U Rubber beading, 8 Nrs of Adjustable rollers, 16 Nrs of Guide runners for top, 2 Nr of heavy quality Crescent lock using 5/32x3/8" Al rivets, Screws, Pop rivets, Hole buttons, Silicone etc.</p>	Sq.m	24,568.00

Code	Description	Unit	Rate(LKR)
ALB44	<p>Supplying, fabricating and fixing Aluminium bronze anodized partition (Top panel - Glass, Bottom panel – Al/PVC Composite board) as per Drg. No. SPES/RATE23/P/01, Option 1. (Door sashes pay separately) Overall height of the partition is 2100mm and Bottom panel height is 900mm. (Heights may be changed according to the site) Partition panels in horizontal way should be divided in equal widths (Maximum width is 1200mm c/c). Partition frame consisting top bar (76x32mm with 70x4mm clip bar), side bars (76x32mm), horizontal middle bar (75x32mm with 70x11mm clip bar and 31x19 clip bar), bottom bar (75x32mm with 31x19 clip bar) and vertical middle bars (76x32mm with 70x11mm clip bar), and fixing with 50x18x2mm Al bracket using 1/8x3/8" Al rivets and 8x1 1/2" ST screws. If required, Squire or Circular coner bars will be paid seperately (Net material cost + 10% + 20%). Frame should be fixed to wall and floor with adequate Nrs of No 6 rowl plugs and 8x3" ST screws (Average distance 600mm). 4mm thick Al/PVC double side composite board for bottom panels and 5mm thick clear glass for top panels should be fixed. Rate should be included for supplying and fixing required 3303 and 3303A Rubber beadings, Screws, Pop rivets, Silicone etc.</p>	Sq.m	17,031.00
ALB45	<p>Supplying, fabricating and fixing Aluminium bronze anodized partition (Top and Bottom panel – Glass) as per Drg. No. SPES/RATE23/P/01, Option 2. (Door sashes pay separately) Overall height of the partition is 2100mm and Bottom panel height is 900mm. (Heights may be changed according to the site) Partition panels in horizontal way should be divided in equal widths (Maximum width is 1200mm c/c). Partition frame consisting top bar (76x32mm with 70x4mm clip bar), side bars (76x32mm), horizontal middle bar (75x32mm with 70x11mm clip bar and 31x19 clip bar), bottom bar (75x32mm with 31x19 clip bar) and vertical middle bars (76x32mm with 70x11mm clip bar), and fixing with 50x18x2mm Al bracket using 1/8x3/8" Al rivets and 8x1 1/2" ST screws. If required, Squire or Circular coner bars will be paid seperately (Net material cost + 10% + 20%). Frame should be fixed to wall and floor with adequate Nrs of No 6 rowl plugs and 8x3" ST screws (Average distance 600mm). 5mm thick clear glass for top and bottom panels should be fixed. Rate should be included for supplying and fixing required 3303 and 3303A Rubber beadings, Screws, Pop rivets, Silicone etc.</p>	Sq.m	16,840.00

Code	Description	Unit	Rate(LKR)
ALB46	Supplying, fabricating and fixing Aluminium bronze anodized partition (Top and Bottom panel – Al/PVC Composite board) as per Drg. No. SPES/RATE23/P/01, Option 3. (Door sashes pay separately) Overall height of the partition is 2100mm and Bottom panel height is 900mm. (Heights may be changed according to the site) Partition panels in horizontal way should be divided in equal widths (Maximum width is 1200mm c/c). Partition frame consisting top bar (76x32mm with 70x4mm clip bar), side bars (76x32mm), horizontal middle bar (75x32mm with 70x11mm clip bar and 31x19 clip bar), bottom bar (75x32mm with 31x19 clip bar) and vertical middle bars (76x32mm with 70x11mm clip bar), and fixing with 50x18x2mm Al bracket using 1/8x3/8" Al rivets and 8x1 1/2" ST screws. If required, Squire or Circular coner bars will be paid seperately (Net material cost + 10% + 20%). Frame should be fixed to wall and floor with adequate Nrs of No 6 rowl plugs and 8x3" ST screws (Average distance 600mm). 4mm thick Al/PVC double side composite board for top and bottom panels should be fixed. Rate should be included for supplying and fixing required 3303A Rubber beadings, Screws, Pop rivets, Silicone etc.	Sq.m	17,298.00
ALB47	Supplying, fabricating and fixing Aluminium bronze anodized partition (Top and Bottom panels - Al/PVC Composite board, Middle panels – Glass) as per Drg. No. SPES/RATE23/FP/01, Option 1. (Door sashes pay separately) Overall height of the partition is up to ceiling or soffit. Bottom panel height is 900mm and middle panel height is 2100mm. (Heights may be changed according to the site) Partition panels in horizontal way should be divided in equal widths (Maximum width is 1200mm c/c). Partition frame consisting top bar (76x32mm), side bars (76x32mm), horizontal middle bars (75x32mm with 70x11mm clip bar and 31x19 clip bar), bottom bar (75x32mm with 31x19 clip bar) and vertical middle bars (76x32mm with 70x11mm clip bar), and fixing with 50x18x2mm Al bracket using 1/8x3/8" Al rivets and 8x1 1/2" ST screws. If required, Squire or Circular coner bars will be paid seperately (Net material cost + 10% + 20%). Frame should be fixed to wall, floor and soffit/ceiling with adequate Nrs of No 6 rowl plugs and 8x3" ST screws (Average distance 600mm). 4mm thick Al/PVC double side composite board for top and bottom panels, and 5mm thick clear glass for middle panels should be fixed. Rate should be included for supplying and fixing required 3303 and 3303A Rubber beadings, Screws, Pop rivets, Silicone etc.	Sq.m	16,100.00

Code	Description	Unit	Rate(LKR)
ALB48	Supplying, fabricating and fixing Aluminium bronze anodized partition (Top, Middle and Bottom panels - Al/PVC Composite board) as per Drg. No. SPES/RATE23/FP/01, Option 2. (Door sashes pay separately) Overall height of the partition is up to ceiling or soffit. Bottom panel height is 900mm and middle panel height is 2100mm. (Heights may be changed according to the site) Partition panels in horizontal way should be divided in equal widths (Maximum width is 1200mm c/c). Partition frame consisting top bar (76x32mm), side bars (76x32mm), horizontal middle bars (75x32mm with 70x11mm clip bar and 31x19 clip bar), bottom bar (75x32mm with 31x19 clip bar) and vertical middle bars (76x32mm with 70x11mm clip bar), and fixing with 50x18x2mm Al bracket using 1/8x3/8" Al rivets and 8x1 1/2" ST screws. If required, Squire or Circular coner bars will be paid seperately (Net material cost + 10% + 20%). Frame should be fixed to wall, floor and soffit/ceiling with adequate Nrs of No 6 rowl plugs and 8x3" ST screws (Average distance 600mm). 4mm thick Al/PVC double side composite board for top, middle and bottom panels should be fixed. Rate should be included for supplying and fixing required 3303A Rubber beadings, Screws, Pop rivets, Silicone etc.	Sq.m	16,272.00
ALB49	Supplying, fabricating and fixing Aluminium bronze anodized partition (Panel – Al/PVC Composite board) as per Drg. No. SPES/RATE23/HP/01. Overall height of the partition is 1200mm. (Heights may be changed according to the site) Partition panels in horizontal way should be divided in equal widths (Maximum width is 1200mm c/c). Partition frame consisting top bar (76x32mm with 70x4mm clip bar), side bars (76x32mm), bottom bar (75x32mm with 31x19 clip bar) and vertical middle bars (76x32mm with 70x11mm clip bar), and fixing with 50x18x2mm Al bracket using 1/8x3/8" Al rivets and 8x1 1/2" ST screws. If required, Squire or Circular coner bars will be paid seperately (Net material cost + 10% + 20%). Frame should be fixed to wall and floor with adequate Nrs of No 6 rowl plugs and 8x3" ST screws (Average distance 600mm). 4mm thick Al/PVC double side composite board for panels should be fixed. Rate should be included for supplying and fixing required 3303A Rubber beadings, Screws, Pop rivets, Silicone etc.	Sq.m	16,772.00

Code	Description	Unit	Rate(LKR)
ALB50	Supplying, fabricating and fixing Aluminium bronze anodized partition paneled door (Top panel - Glass, Bottom panel – Al/PVC Composite board) as per Drg. No. SPES/RATE23/PD/01, Option 1. Overall size of the door is 900x2070mm. (Size may be changed according to the site) Door frame around the door fixing with 18x11mm door stopper bar using 5/32x3/8" Al rivets. Door sash consisting top bar (80x42mm), side bars (66x45mm hinges side, 70x45mm lock side), middle bar (100x42mm) and bottom bar (120x42mm). 16x15mm clip bar should be used for required bars. Sash frame should be fixed with 38x38x2.5mm Al bracket using 1/8x3/8" Al rivets, 8mm dia. treaded bar with nuts for top and bottom bars. 4mm thick Al/PVC double side composite board for bottom panel and 5mm thick clear glass for top panel should be fixed. Rate should be included for supplying and fixing required Mohair beading, 3303, 3303A and 455S Rubber beadings, 3 Nrs of 100x75mm Al hinges using 5/32x3/8" Al rivets, Al bronze anodized door handle (102x40mm) pair with cap nuts, Door lock (CL or equivalent approved by the Engineer), Screws, Pop rivets, Silicone etc.	Sq.m	27,631.00
ALB51	Supplying, fabricating and fixing Aluminium bronze anodized partition paneled door (Top and Bottom panel – Al/PVC Composite board) as per Drg. No. SPES/RATE23/PD/01, Option 2. Overall size of the door is 900x2070mm. (Size may be changed according to the site) Door frame around the door fixing with 18x11mm door stopper bar using 5/32x3/8" Al rivets. Door sash consisting top bar (80x42mm), side bars (66x45mm hinges side, 70x45mm lock side), middle bar (100x42mm) and bottom bar (120x42mm). 16x15mm clip bar should be used for required bars. Sash frame should be fixed with 38x38x2.5mm Al bracket using 1/8x3/8" Al rivets, 8mm dia. treaded bar with nuts for top and bottom bars. 4mm thick Al/PVC double side composite board for top and bottom panels should be fixed. Rate should be included for supplying and fixing required Mohair beading 3303A Rubber beadings, 3 Nrs of 100x75mm Al hinges using 5/32x3/8" Al rivets, Al bronze anodized door handle (102x40mm) pair with cap nuts, Door lock (CL or equivalent approved by the Engineer), Screws, Pop rivets, Silicone etc.	Sq.m	27,884.00

Code	Description	Unit	Rate(LKR)
ALB52	Supplying, fabricating and fixing Aluminium bronze anodized partition paneled door (Top and Bottom panel – Glass) as per Drg. No. SPES/RATE23/PD/01, Option 3. Overall size of the door is 900x2070mm. (Size may be changed according to the site) Door frame around the door fixing with 18x11mm door stopper bar using 5/32x3/8" Al rivets. Door sash consisting top bar (80x42mm), side bars (66x45mm hinges side, 70x45mm lock side), middle bar (100x42mm) and bottom bar (120x42mm). 16x15mm clip bar should be used for required bars. Sash frame should be fixed with 38x38x2.5mm Al bracket using 1/8x3/8" Al rivets, 8mm dia. treaded bar with nuts for top and bottom bars. 5mm thick clear glass for top and bottom panels should be fixed. Rate should be included for supplying and fixing required Mohair beading 3303 and 455S Rubber beadings, 3 Nrs of 100x75mm Al hinges using 5/32x3/8" Al rivets, Al bronze anodized door handle (102x40mm) pair with cap nuts, Door lock (CL or equivalent approved by the Engineer), Screws, Pop rivets, Silicone etc.	Sq.m	27,471.00
ALB53	Supplying, fabricating and fixing Aluminium bronze anodized fix glass with frame (2 Nrs panels divided equally) as per Drg. No. SPES/RATE23/FG/01. Overall size of the fixglass frame is 900x1200mm. (Size may be changed according to the site) Fixglass frame consisting top, bottom and side bars (41x31mm), vertical middle bar (46x41) and fixing using 38x38x2.5mm Al angle bracket with 1/8x3/8" Al rivets and 8x1 1/2" ST screws. Frame should be fixed to wall with 10 Nrs of No 6 rowl plugs and 8x2" ST screws. 5mm thick clear glass should be fixed to frame with clip bar (34x18mm) using. Rate should be included for supplying and fixing required 455S Rubber beading, Screws, Pop rivets, Silicone etc.	Sq.m	18,577.00
ALB54	Supplying, fabricating and fixing Aluminium bronze anodized fix louvers with frame (2 Nrs panels divided equally) as per Drg. No. SPES/RATE23/L/01. Overall size of the louver frame is 900x1200mm. (Size may be changed according to the site) Louver frame consisting top, bottom and side bars (41x31mm), vertical middle bar (46x41) and fixing using 38x38x2.5mm Al angle bracket with 1/8x3/8" Al rivets and 8x1 1/2" ST screws. Frame should be fixed to wall with 10 Nrs of No 6 rowl plugs and 8x2" ST screws. Louver blades (52x34mm) should be fixed to louver frame bars (20x37mm) using 1/8x1/2" Al rivets, and louver panel fixed to frame using 1/8x1/2" Al rivets. Rate should be included for supplying and fixing required, Screws, Pop rivets, Silicone etc.	Sq.m	40,382.00

Code	Description	Unit	Rate(LKR)
ALB55	Supplying, fabricating and fixing Aluminium bronze anodized fix louvers with frame for door top (Panels divided equally not more than 600mm width) as per Drg. No. SPES/RATE23/L/02. Overall size of the louver frame is 900x600mm. (Size may be changed according to the site) Louver frame consisting top bar (76x32mm), side bars (76x32mm with 18x11mm door stopper bar at louver height), horizontal middle bar should be clipped with 70x4mm clip bar, and vertical middle bar/s (46x41mm), and fixing using 5/32x3/8" Al rivets, and fixing with 50x18x2mm Al bracket using 1/8x3/8" Al rivets and 8x1 1/2" ST screws. Louver blades (52x34mm) should be fixed to louver frame bars (20x37mm) using 1/8x1/2" Al rivets, and louver panel fixed to frame using 1/8x1/2" Al rivets. Frame should be fixed to wall with adequate Nrs of No 6 rowl plugs and 8x3" ST screws (Average distance 600mm). Rate should be included for supplying and fixing required, Screws, Pop rivets, Silicone etc.	Sq.m	49,580.00
ALB56	Supplying, fabricating and fixing Aluminium bronze anodized casement Fanlight with frame (1 Nr Fanlight sash) as per Drg. No. SPES/RATE23/FL/01. Overall size of the fanlight frame is 600x600mm. (Size may be changed according to the site) Fanlight frame consisting top, bottom and side bars (41x31mm), and fixing using 38x38x2.5mm Al angle bracket with 1/8x3/8" Al rivets. Frame should be fixed to wall with 8 Nrs of No 6 rowl plugs and 8x2" ST screws. Fanlight sash consisting top, bottom and side bars (40x35mm) should be fixed using 8x1 1/2" ST screws, and 5mm thick clear glass. Rate should be included for supplying and fixing required 437K Rubber beading, 674U Rubber beading, 2 Nrs of 14" SS 304 bar hinges using 5/32x3/8" Al rivets, 1 Nrs of heavy quality Al fasteners using 5/32x3/8" Al rivets, Screws, Pop rivets, Silicone etc.	Sq.m	43,355.00
ALB57	Supplying, fabricating and fixing Aluminium bronze anodized casement Fanlight with frame (1 Nrs fanlight sash and 1 Nrs louver at the top) as per Drg. No. SPES/RATE23/FL/L/01. Overall size of the fanlight frame is 600x1050mm. (Size may be changed according to the site) Fanlight frame consisting top, bottom, side bars (41x31mm) and horizontal middle bar (46x41mm), and fixing using 38x38x2.5mm Al angle bracket with 1/8x3/8" Al rivets. Frame should be fixed to wall with 10 Nrs of No 6 rowl plugs and 8x2" ST screws. Louver blades (52x34mm) should be fixed to louver frame bars (20x37mm) using 1/8x1/2" Al rivets, and louver panel fixed to frame using 1/8x1/2" Al rivets. Fanlight sash consisting top, bottom and side bars (40x35mm) should be fixed using 8x1 1/2" ST screws, and 5mm thick clear glass. Rate should be included for supplying and fixing required 437K Rubber beading, 674U Rubber beading, 2 Nrs of 14" SS 304 bar hinges using 5/32x3/8" Al rivets, 1 Nrs of heavy quality Al fasteners using 5/32x3/8" Al rivets, Screws, Pop rivets, Silicone etc.	Sq.m	42,669.00

Rates for Construction & Repair Works
2025 Rates, Matara, Southern Province
Powder Coated Aluminium Rates

Code	Description	Unit	Rate (LKR)
ALP01	Supplying, fabricating and fixing Aluminium powder coated paneled door (Top panel - Glass, Bottom panel – Al/PVC Composite board) with frame (1 Nr door sash) as per Drg. No. SPES/RATE23/D/01, Option 1. Overall size of the door frame is 900x2100mm. (Size may be changed according to the site) Door frame consisting top and side bars (76x32mm) with 18x11mm door stopper bar using 5/32x3/8" Al rivets, and fixing with 50x18x2mm Al bracket using 1/8x3/8" Al rivets and 8x1 1/2" ST screws. Frame should be fixed to wall with 10 Nrs of No 6 rowl plugs and 8x3" ST screws. Door sash consisting top bar (80x42mm), side bars (66x45mm hinges side, 70x45mm lock side), middle bar (100x42mm) and bottom bar (120x42mm). 16x15mm clip bar should be used for required bars. Sash frame should be fixed with 38x38x2.5mm Al bracket using 1/8x3/8" Al rivets, 8mm dia. treaded bar with nuts for top and bottom bars. 4mm thick Al/PVC double side composite board for bottom panel and 5mm thick clear glass for top panel should be fixed. Rate should be included for supplying and fixing required Mohair beading, 3303, 3303A and 455S Rubber beadings, 3 Nrs of 100x75mm Al hinges using 5/32x3/8" Al rivets, Al powder coated door handle (102x40mm) pair with cap nuts, Door lock (CL or equivalent approved by the Engineer), Screws, Pop rivets, Silicone etc.	Sq.m	34,590.00
ALP02	Supplying, fabricating and fixing Aluminium powder coated paneled door (Top and bottom panel - Glass) with frame (1 Nr door sash) as per Drg. No. SPES/RATE23/D/01, Option 2. Overall size of the door frame is 900x2100mm. (Size may be changed according to the site) Door frame consisting top and side bars (76x32mm) with 18x11mm door stopper bar using 5/32x3/8" Al rivets, and fixing with 50x18x2mm Al bracket using 1/8x3/8" Al rivets and 8x1 1/2" ST screws. Frame should be fixed to wall with 10 Nrs of No 6 rowl plugs and 8x3" ST screws. Door sash consisting top bar (80x42mm), side bars (66x45mm hinges side, 70x45mm lock side), middle bar (100x42mm) and bottom bar (120x42mm). 16x15mm clip bar should be used for required bars. Sash frame should be fixed with 38x38x2.5mm Al bracket using 1/8x3/8" Al rivets, 8mm dia. treaded bar with nuts for top and bottom bars. 5mm thick clear glass for top and bottom panels should be fixed. Rate should be included for supplying and fixing required Mohair beading, 455S Rubber beadings, 3 Nrs of 100x75mm Al hinges using 5/32x3/8" Al rivets, Al powder coated door handle (102x40mm) pair with cap nuts, Door lock (CL or equivalent approved by the Engineer), Screws, Pop rivets, Silicone etc.	Sq.m	34,430.00

Code	Description	Unit	Rate (LKR)
ALP03	<p>Supplying, fabricating and fixing Aluminium powder coated paneled door (Top panel - Glass, Bottom panel – Al/PVC Composite board) with frame (1 Nr door sash) as per Drg. No. SPES/RATE23/D/02, Option 1. Overall size of the door frame is 1050x2100mm. (Size may be changed according to the site) Door frame consisting top and side bars (76x32mm) with 18x11mm door stopper bar using 5/32x3/8" Al rivets, and fixing with 50x18x2mm Al bracket using 1/8x3/8" Al rivets and 8x1 1/2" ST screws. Frame should be fixed to wall with 10 Nrs of No 6 rowl plugs and 8x3" ST screws. Door sash consisting top bar (80x42mm), side bars (66x45mm hinges side, 70x45mm lock side), middle bar (100x42mm) and bottom bar (120x42mm). 16x15mm clip bar should be used for required bars. Sash frame should be fixed with 38x38x2.5mm Al bracket using 1/8x3/8" Al rivets, 8mm dia. treaded bar with nuts for top and bottom bars. 4mm thick Al/PVC double side composite board for bottom panel and 5mm thick clear glass for top panel should be fixed. Rate should be included for supplying and fixing required Mohair beading, 3303, 3303A and 455S Rubber beadings, 4 Nrs of 100x75mm Al hinges using 5/32x3/8" Al rivets, Al powder coated door handle (102x40mm) pair with cap nuts, Door lock (CL or equivalent approved by the Engineer), Screws, Pop rivets, Silicone etc.</p>	Sq.m	31,696.00
ALP04	<p>Supplying, fabricating and fixing Aluminium powder coated paneled door (Top and bottom panel - Glass) with frame (1 Nr door sash) as per Drg. No. SPES/RATE23/D/02, Option 2. Overall size of the door frame is 1050x2100mm. (Size may be changed according to the site) Door frame consisting top and side bars (76x32mm) with 18x11mm door stopper bar using 5/32x3/8" Al rivets, and fixing with 50x18x2mm Al bracket using 1/8x3/8" Al rivets and 8x1 1/2" ST screws. Frame should be fixed to wall with 10 Nrs of No 6 rowl plugs and 8x3" ST screws. Door sash consisting top bar (80x42mm), side bars (66x45mm hinges side, 70x45mm lock side), middle bar (100x42mm) and bottom bar (120x42mm). 16x15mm clip bar should be used for required bars. Sash frame should be fixed with 38x38x2.5mm Al bracket using 1/8x3/8" Al rivets, 8mm dia. treaded bar with nuts for top and bottom bars. 5mm thick clear glass for top and bottom panels should be fixed. Rate should be included for supplying and fixing required Mohair beading, 455S Rubber beadings, 4 Nrs of 100x75mm Al hinges using 5/32x3/8" Al rivets, Al powder coated door handle (102x40mm) pair with cap nuts, Door lock (CL or equivalent approved by the Engineer), Screws, Pop rivets, Silicone etc.</p>	Sq.m	31,534.00

Code	Description	Unit	Rate (LKR)
ALP05	<p>Supplying, fabricating and fixing Aluminium powder coated paneled door (Top panel - Glass, Bottom panel – Al/PVC Composite board) with frame (1 Nr door sash and 2 Nrs 450mm height louver panels at the top) as per Drg. No. SPES/RATE23/D/L/01, Option 1. Overall size of the door frame is 900x2550mm including 450mm high louvers. (Size may be changed according to the site) Door frame consisting top bar (76x32mm), side bars (76x32mm, use 18x11mm door stopper bar at louver height with required Al rivets) horizontal middle bar (76x32mm with 70x4mm clip bar) and vertical middle bar (46x41mm) with 18x11mm door stopper bar around door frame using 5/32x3/8" Al rivets, and fixing with 50x18x2mm Al bracket using 1/8x3/8" Al rivets and 8x1 1/2" ST screws. Louver blades (52x34mm) should be fixed to louver frame bars (20x37mm) using 1/8x1/2" Al rivets, and louver panel fixed to frame using 1/8x1/2" Al rivets. Frame should be fixed to wall with 12 Nrs of No 6 rowl plugs and 8x3" ST screws. Door sash consisting top bar (80x42mm), side bars (66x45mm hinges side, 70x45mm lock side), middle bar (100x42mm) and bottom bar (120x42mm). 16x15mm clip bar should be used for required bars. Sash frame should be fixed with 38x38x2.5mm Al bracket using 1/8x3/8" Al rivets, 8mm dia. treaded bar with nuts for top and bottom bars. 4mm thick Al/PVC double side composite board for bottom panel and 5mm thick clear glass for top panel should be fixed. Rate should be included for supplying and fixing required Mohair beading, 3303, 3303A and 455S Rubber beadings, 3 Nrs of 100x75mm Al hinges using 5/32x3/8" Al rivets, Al powder coated door handle (102x40mm) pair with cap nuts, Door lock (CL or equivalent approved by the Engineer), Screws, Pop rivets, Silicone etc.</p>	Sq.m	37,293.00

Code	Description	Unit	Rate (LKR)
ALP06	<p>Supplying, fabricating and fixing Aluminium powder coated paneled door (Top and Bottom panel – Glass) with frame (1 Nr door sash and 2 Nrs 450mm height louver panels at the top) as per Drg. No. SPES/RATE23/D/L/01, Option 2. Overall size of the door frame is 900x2550mm including 450mm high louvers. (Size may be changed according to the site) Door frame consisting top bar (76x32mm), side bars (76x32mm, use 18x11mm door stopper bar at louver height with required Al rivets) horizontal middle bar (76x32mm with 70x4mm clip bar) and vertical middle bar (46x41mm) with 18x11mm door stopper bar around door frame using 5/32x3/8" Al rivets, and fixing with 50x18x2mm Al bracket using 1/8x3/8" Al rivets and 8x1 1/2" ST screws. Louver blades (52x34mm) should be fixed to louver frame bars (20x37mm) using 1/8x1/2" Al rivets, and louver panel fixed to frame using 1/8x1/2" Al rivets. Frame should be fixed to wall with 12 Nrs of No 6 rowl plugs and 8x3" ST screws. Door sash consisting top bar (80x42mm), side bars (66x45mm hinges side, 70x45mm lock side), middle bar (100x42mm) and bottom bar (120x42mm). 16x15mm clip bar should be used for required bars. Sash frame should be fixed with 38x38x2.5mm Al bracket using 1/8x3/8" Al rivets, 8mm dia. treaded bar with nuts for top and bottom bars. 5mm thick clear glass for top and bottom panel should be fixed. Rate should be included for supplying and fixing required Mohair beading, 3303, 3303A and 455S Rubber beadings, 3 Nrs of 100x75mm Al hinges using 5/32x3/8" Al rivets, Al powder coated door handle (102x40mm) pair with cap nuts, Door lock (CL or equivalent approved by the Engineer), Screws, Pop rivets, Silicone etc.</p>	Sq.m	37,161.00

Code	Description	Unit	Rate (LKR)
ALP07	<p>Supplying, fabricating and fixing Aluminium powder coated paneled door (Top panel - Glass, Bottom panel – Al/PVC Composite board) with frame (1 Nr door sash and 2 Nrs 450mm height fix glass panels at the top) as per Drg. No. SPES/RATE23/D/F/01, Option 1. Overall size of the door frame is 900x2550mm including 450mm high fix glass. (Size may be changed according to the site) Door frame consisting top bar (76x32mm), side bars (76x32mm) horizontal middle bar (75x32mm with 70x11mm clip bar and 31x19mm clip bar) and vertical middle bar (76x32mm with 70x11mm clip bar) with 18x11mm door stopper bar around door frame using 5/32x3/8" Al rivets, and fixing with 50x18x2mm Al bracket using 1/8x3/8" Al rivets and 8x1 1/2" ST screws. Frame top panels should be fixed with 5mm thick clear glass using 455S rubber beading. Frame should be fixed to wall with 12 Nrs of No 6 rowl plugs and 8x3" ST screws. Door sash consisting top bar (80x42mm), side bars (66x45mm hinges side, 70x45mm lock side), middle bar (100x42mm) and bottom bar (120x42mm). 16x15mm clip bar should be used for required bars. Sash frame should be fixed with 38x38x2.5mm Al bracket using 1/8x3/8" Al rivets, 8mm dia. treaded bar with nuts for top and bottom bars. 4mm thick Al/PVC double side composite board for bottom panel and 5mm thick clear glass for top panel should be fixed. Rate should be included for supplying and fixing required Mohair beading, 3303, 3303A and 455S Rubber beadings, 3 Nrs of 100x75mm Al hinges using 5/32x3/8" Al rivets, Al powder coated door handle (102x40mm) pair with cap nuts, Door lock (CL or equivalent approved by the Engineer), Screws, Pop rivets, Silicone etc.</p>	Sq.m	33,426.00

Code	Description	Unit	Rate (LKR)
ALP08	<p>Supplying, fabricating and fixing Aluminium powder coated paneled door (Top and Bottom panel – Glass) with frame (1 Nr door sash and 2 Nrs 450mm height fix glass panels at the top) as per Drg. No. SPES/RATE23/D/F/01, Option 2. Overall size of the door frame is 900x2550mm including 450mm high fix glass. (Size may be changed according to the site) Door frame consisting top bar (76x32mm), side bars (76x32mm) horizontal middle bar (75x32mm with 70x11mm clip bar and 31x19mm clip bar) and vertical middle bar (76x32mm with 70x11mm clip bar) with 18x11mm door stopper bar around door frame using 5/32x3/8" Al rivets, and fixing with 50x18x2mm Al bracket using 1/8x3/8" Al rivets and 8x1 1/2" ST screws. Frame top panels should be fixed with 5mm thick clear glass using 455S rubber beading. Frame should be fixed to wall with 12 Nrs of No 6 rowl plugs and 8x3" ST screws. Door sash consisting top bar (80x42mm), side bars (66x45mm hinges side, 70x45mm lock side), middle bar (100x42mm) and bottom bar (120x42mm). 16x15mm clip bar should be used for required bars. Sash frame should be fixed with 38x38x2.5mm Al bracket using 1/8x3/8" Al rivets, 8mm dia. treaded bar with nuts for top and bottom bars. 5mm thick clear glass for top and bottom panels should be fixed. Rate should be included for supplying and fixing required Mohair beading, 455S Rubber beadings, 3 Nrs of 100x75mm Al hinges using 5/32x3/8" Al rivets, Al powder coated door handle (102x40mm) pair with cap nuts, Door lock (CL or equivalent approved by the Engineer), Screws, Pop rivets, Silicone etc.</p>	Sq.m	33,305.00

Code	Description	Unit	Rate (LKR)
ALP09	<p>Supplying, fabricating and fixing Aluminium powder coated paneled door (Top panel - Glass, Bottom panel – Al/PVC Composite board) with frame (1 Nr door sash and 2 Nrs 450mm height louver panels at the top) as per Drg. No. SPES/RATE23/D/L/02, Option 1. Overall size of the door frame is 1050x2550mm including 450mm high louvers. (Size may be changed according to the site) Door frame consisting top bar (76x32mm), side bars (76x32mm, use 18x11mm door stopper bar at louver height with required Al rivets) horizontal middle bar (76x32mm with 70x4mm clip bar) and vertical middle bar (46x41mm) with 18x11mm door stopper bar around door frame using 5/32x3/8" Al rivets, and fixing with 50x18x2mm Al bracket using 1/8x3/8" Al rivets and 8x1 1/2" ST screws. Louver blades (52x34mm) should be fixed to louver frame bars (20x37mm) using 1/8x1/2" Al rivets, and louver panel fixed to frame using 1/8x1/2" Al rivets. Frame should be fixed to wall with 12 Nrs of No 6 rowl plugs and 8x3" ST screws. Door sash consisting top bar (80x42mm), side bars (66x45mm hinges side, 70x45mm lock side), middle bar (100x42mm) and bottom bar (120x42mm). 16x15mm clip bar should be used for required bars. Sash frame should be fixed with 38x38x2.5mm Al bracket using 1/8x3/8" Al rivets, 8mm dia. treaded bar with nuts for top and bottom bars. 4mm thick Al/PVC double side composite board for bottom panel and 5mm thick clear glass for top panel should be fixed. Rate should be included for supplying and fixing required Mohair beading, 3303, 3303A and 455S Rubber beadings, 4 Nrs of 100x75mm Al hinges using 5/32x3/8" Al rivets, Al powder coated door handle (102x40mm) pair with cap nuts, Door lock (CL or equivalent approved by the Engineer), Screws, Pop rivets, Silicone etc.</p>	Sq.m	34,269.00

Code	Description	Unit	Rate (LKR)
ALP10	<p>Supplying, fabricating and fixing Aluminium powder coated paneled door (Top and Bottom panel – Glass) with frame (1 Nr door sash and 2 Nrs 450mm height louver panels at the top) as per Drg. No. SPES/RATE23/D/L/02, Option 2. Overall size of the door frame is 1050x2550mm including 450mm high louvers. (Size may be changed according to the site) Door frame consisting top bar (76x32mm), side bars (76x32mm, use 18x11mm door stopper bar at louver height with required Al rivets) horizontal middle bar (76x32mm with 70x4mm clip bar) and vertical middle bar (46x41mm) with 18x11mm door stopper bar around door frame using 5/32x3/8" Al rivets, and fixing with 50x18x2mm Al bracket using 1/8x3/8" Al rivets and 8x1 1/2" ST screws. Louver blades (52x34mm) should be fixed to louver frame bars (20x37mm) using 1/8x1/2" Al rivets, and louver panel fixed to frame using 1/8x1/2" Al rivets. Frame should be fixed to wall with 12 Nrs of No 6 rowl plugs and 8x3" ST screws. Door sash consisting top bar (80x42mm), side bars (66x45mm hinges side, 70x45mm lock side), middle bar (100x42mm) and bottom bar (120x42mm). 16x15mm clip bar should be used for required bars. Sash frame should be fixed with 38x38x2.5mm Al bracket using 1/8x3/8" Al rivets, 8mm dia. treaded bar with nuts for top and bottom bars. 5mm thick clear glass for top and bottom panel should be fixed. Rate should be included for supplying and fixing required Mohair beading, 3303, 3303A and 455S Rubber beadings, 4 Nrs of 100x75mm Al hinges using 5/32x3/8" Al rivets, Al powder coated door handle (102x40mm) pair with cap nuts, Door lock (CL or equivalent approved by the Engineer), Screws, Pop rivets, Silicone etc.</p>	Sq.m	34,157.00

Code	Description	Unit	Rate (LKR)
ALP11	<p>Supplying, fabricating and fixing Aluminium powder coated paneled door (Top panel - Glass, Bottom panel – Al/PVC Composite board) with frame (1 Nr door sash and 2 Nrs 450mm height fix glass panels at the top) as per Drg. No. SPES/RATE23/D/F/02, Option 1. Overall size of the door frame is 1050x2550mm including 450mm high fix glass. (Size may be changed according to the site) Door frame consisting top bar (76x32mm), side bars (76x32mm) horizontal middle bar (75x32mm with 70x11mm clip bar and 31x19mm clip bar) and vertical middle bar (76x32mm with 70x11mm clip bar) with 18x11mm door stopper bar around door frame using 5/32x3/8" Al rivets, and fixing with 50x18x2mm Al bracket using 1/8x3/8" Al rivets and 8x1 1/2" ST screws. Frame top panels should be fixed with 5mm thick clear glass using 455S rubber beading. Frame should be fixed to wall with 12 Nrs of No 6 rowl plugs and 8x3" ST screws. Door sash consisting top bar (80x42mm), side bars (66x45mm hinges side, 70x45mm lock side), middle bar (100x42mm) and bottom bar (120x42mm). 16x15mm clip bar should be used for required bars. Sash frame should be fixed with 38x38x2.5mm Al bracket using 1/8x3/8" Al rivets, 8mm dia. treaded bar with nuts for top and bottom bars. 4mm thick Al/PVC double side composite board for bottom panel and 5mm thick clear glass for top panel should be fixed. Rate should be included for supplying and fixing required Mohair beading, 3303, 3303A and 455S Rubber beadings, 4 Nrs of 100x75mm Al hinges using 5/32x3/8" Al rivets, Al powder coated door handle (102x40mm) pair with cap nuts, Door lock (CL or equivalent approved by the Engineer), Screws, Pop rivets, Silicone etc.</p>	Sq.m	30,515.00

Code	Description	Unit	Rate (LKR)
ALP12	<p>Supplying, fabricating and fixing Aluminium powder coated paneled door (Top and Bottom panel – Glass) with frame (1 Nr door sash and 2 Nrs 450mm height fix glass panels at the top) as per Drg. No. SPES/RATE23/D/F/02, Option 2. Overall size of the door frame is 1050x2550mm including 450mm high fix glass. (Size may be changed according to the site) Door frame consisting top bar (76x32mm), side bars (76x32mm) horizontal middle bar (75x32mm with 70x11mm clip bar and 31x19mm clip bar) and vertical middle bar (76x32mm with 70x11mm clip bar) with 18x11mm door stopper bar around door frame using 5/32x3/8" Al rivets, and fixing with 50x18x2mm Al bracket using 1/8x3/8" Al rivets and 8x1 1/2" ST screws. Frame top panels should be fixed with 5mm thick clear glass using 455S rubber beading. Frame should be fixed to wall with 12 Nrs of No 6 rowl plugs and 8x3" ST screws. Door sash consisting top bar (80x42mm), side bars (66x45mm hinges side, 70x45mm lock side), middle bar (100x42mm) and bottom bar (120x42mm). 16x15mm clip bar should be used for required bars. Sash frame should be fixed with 38x38x2.5mm Al bracket using 1/8x3/8" Al rivets, 8mm dia. treaded bar with nuts for top and bottom bars. 5mm thick clear glass for top and bottom panels should be fixed. Rate should be included for supplying and fixing required Mohair beading, 455S Rubber beadings, 4 Nrs of 100x75mm Al hinges using 5/32x3/8" Al rivets, Al powder coated door handle (102x40mm) pair with cap nuts, Door lock (CL or equivalent approved by the Engineer), Screws, Pop rivets, Silicone etc.</p>	Sq.m	30,401.00
ALP13	<p>Supplying, fabricating and fixing Aluminium powder coated paneled door (Top panel - Glass, Bottom panel – Al/PVC Composite board) with frame (2 Nrs door sash) as per Drg. No. SPES/RATE23/DD/01, Option 1. Overall size of the door frame is 1500x2100mm. (Size may be changed according to the site) Door frame consisting top and side bars (76x32mm) with 18x11mm door stopper bar using 5/32x3/8" Al rivets, and fixing with 50x18x2mm Al bracket using 1/8x3/8" Al rivets and 8x1 1/2" ST screws. Frame should be fixed to wall with 12 Nrs of No 6 rowl plugs and 8x3" ST screws. Door sash consisting top bar (80x42mm), side bars (66x45mm hinges side, 70x45mm lock side), middle bar (100x42mm) and bottom bar (120x42mm). 16x15mm clip bar should be used for required bars. Sash frame should be fixed with 38x38x2.5mm Al bracket using 1/8x3/8" Al rivets, 8mm dia. treaded bar with nuts for top and bottom bars. 4mm thick Al/PVC double side composite board for bottom panel and 5mm thick clear glass for top panel should be fixed. Rate should be included for supplying and fixing required Mohair beading, 3303, 3303A and 455S Rubber beadings, 6 Nrs of 100x75mm Al hinges using 5/32x3/8" Al rivets, 2 Nrs of Al powder coated door handle (102x40mm) pair with cap nuts, Door lock (CL or equivalent approved by the Engineer), Screws, Pop rivets, Silicone etc.</p>	Sq.m	33,973.00

Code	Description	Unit	Rate (LKR)
ALP14	<p>Supplying, fabricating and fixing Aluminium powder coated paneled door (Top and Bottom panel – Glass) with frame (2 Nrs door sash) as per Drg. No. SPES/RATE23/DD/01, Option 2. Overall size of the door frame is 1500x2100mm. (Size may be changed according to the site) Door frame consisting top and side bars (76x32mm) with 18x11mm door stopper bar using 5/32x3/8" Al rivets, and fixing with 50x18x2mm Al bracket using 1/8x3/8" Al rivets and 8x1 1/2" ST screws. Frame should be fixed to wall with 12 Nrs of No 6 rowl plugs and 8x3" ST screws. Door sash consisting top bar (80x42mm), side bars (66x45mm hinges side, 70x45mm lock side), middle bar (100x42mm) and bottom bar (120x42mm). 16x15mm clip bar should be used for required bars. Sash frame should be fixed with 38x38x2.5mm Al bracket using 1/8x3/8" Al rivets, 8mm dia. treaded bar with nuts for top and bottom bars. 5mm thick clear glass for top and bottom panel should be fixed. Rate should be included for supplying and fixing required Mohair beading, 455S Rubber beadings, 6 Nrs of 100x75mm Al hinges using 5/32x3/8" Al rivets, 2 Nrs of Al powder coated door handle (102x40mm) pair with cap nuts, Door lock (CL or equivalent approved by the Engineer), Screws, Pop rivets, Silicone etc.</p>	Sq.m	33,825.00
ALP15	<p>Supplying, fabricating and fixing Aluminium powder coated paneled swing door (Top panel - Glass, Bottom panel – Al/PVC Composite board) with frame (1 Nr door sash) as per Drg. No. SPES/RATE23/D/S/01, Option 1. Overall size of the door frame is 1050x2100mm. (Size may be changed according to the site) Door frame consisting top and side bars (100x45x1.2mm box bar) and fixing with 38x38x2.5mm Al bracket using 1/8x3/8" Al rivets. Frame should be fixed to wall with 15 Nrs of No 6 rowl plugs and 8x3" ST screws. Door sash consisting top bar (80x42mm), side bars (70x45mm), middle bar (100x42mm) and bottom bar (120x42mm). 16x15mm clip bar should be used for required bars. Sash frame should be fixed with 38x38x2.5mm Al bracket using 1/8x3/8" Al rivets, 8mm dia. treaded bar with nuts for top and bottom bars. 4mm thick Al/PVC double side composite board for bottom panel and 5mm thick clear glass for top panel should be fixed. Rate should be included for supplying and fixing required Mohair beading, 3303, 3303A and 455S rubber beadings, 1 Nrs of Floor hinges (VVP or equivalent approved by the Engineer, required one year warranty) with arm and pivot, 2 Nrs of SS bend door handle, Door lock (CL or equivalent approved by the Engineer), Screws, Pop rivets, Silicone etc.</p>	Sq.m	43,902.00

Code	Description	Unit	Rate (LKR)
ALP16	<p>Supplying, fabricating and fixing Aluminium powder coated paneled swing door (Top and bottom panel - Glass) with frame (1 Nr door sash) as per Drg. No. SPES/RATE23/D/S/01, Option 2. Overall size of the door frame is 1050x2100mm. (Size may be changed according to the site) Door frame consisting top and side bars (100x45x1.2mm box bar) and fixing with 38x38x2.5mm Al bracket using 1/8x3/8" Al rivets. Frame should be fixed to wall with 15 Nrs of No 6 rowl plugs and 8x3" ST screws. Door sash consisting top bar (80x42mm), side bars (70x45mm), middle bar (100x42mm) and bottom bar (120x42mm). 16x15mm clip bar should be used for required bars. Sash frame should be fixed with 38x38x2.5mm Al bracket using 1/8x3/8" Al rivets, 8mm dia. treaded bar with nuts for top and bottom bars. 5mm thick clear glass for top and bottom panel should be fixed. Rate should be included for supplying and fixing required Mohair beading, 455S Rubber beadings, 1 Nrs of Floor hinges (VVP or equivalent approved by the Engineer, required one year warranty) with arm and pivot, 2 Nrs of SS bend door handle, Door lock (CL or equivalent approved by the Engineer), Screws, Pop rivets, Silicone etc.</p>	Sq.m	43,757.00
ALP17	<p>Supplying, fabricating and fixing Aluminium powder coated paneled swing door (Top panel - Glass, Bottom panel – Al/PVC Composite board) with frame (2 Nrs door sash) as per Drg. No. SPES/RATE23/DD/S/01, Option 1. Overall size of the door frame is 1800x2100mm. (Size may be changed according to the site) Door frame consisting top and side bars (100x45x1.2mm box bar) and fixing with 38x38x2.5mm Al bracket using 1/8x3/8" Al rivets. Frame should be fixed to wall with 17 Nrs of No 6 rowl plugs and 8x3" ST screws. Door sash consisting top bar (80x42mm), side bars (70x45mm), middle bar (100x42mm) and bottom bar (120x42mm). 16x15mm clip bar should be used for required bars. Sash frame should be fixed with 38x38x2.5mm Al bracket using 1/8x3/8" Al rivets, 8mm dia. treaded bar with nuts for top and bottom bars. 4mm thick Al/PVC double side composite board for bottom panel and 5mm thick clear glass for top panel should be fixed. Rate should be included for supplying and fixing required Mohair beading, 3303, 3303A and 455S Rubber beadings, 2 Nrs of Floor hinges (VVP or equivalent approved by the Engineer, required one year warranty) with arm and pivot, 4 Nrs of SS bend door handle, Door lock (CL or equivalent approved by the Engineer), Screws, Pop rivets, Silicone etc.</p>	Sq.m	44,056.00

Code	Description	Unit	Rate (LKR)
ALP18	<p>Supplying, fabricating and fixing Aluminium powder coated paneled swing door (Top and Bottom panel - Glass) with frame (2 Nrs door sash) as per Drg. No. SPES/RATE23/DD/S/01, Option 2. Overall size of the door frame is 1800x2100mm. (Size may be changed according to the site) Door frame consisting top and side bars (100x45x1.2mm box bar) and fixing with 38x38x2.5mm Al bracket using 1/8x3/8" Al rivets. Frame should be fixed to wall with 17 Nrs of No 6 rowl plugs and 8x3" ST screws. Door sash consisting top bar (80x42mm), side bars (70x45mm), middle bar (100x42mm) and bottom bar (120x42mm). 16x15mm clip bar should be used for required bars. Sash frame should be fixed with 38x38x2.5mm Al bracket using 1/8x3/8" Al rivets, 8mm dia. treaded bar with nuts for top and bottom bars. 5mm thick clear glass for top and bottom panel should be fixed. Rate should be included for supplying and fixing required Mohair beading, 455S Rubber beadings, 2 Nrs of Floor hinges (VVP or equivalent approved by the Engineer, required one year warranty) with arm and pivot, 4 Nrs of SS bend door handle, Door lock (CL or equivalent approved by the Engineer), Screws, Pop rivets, Silicone etc.</p>	Sq.m	43,906.00
ALP19	<p>Supplying, fabricating and fixing Aluminium powder coated paneled sliding door (Top panel - Glass, Bottom panel – Al/PVC Composite board) with frame (1 Nr door sash) as per Drg. No. SPES/RATE23/SD/01, Option 1. Overall size of the door frame is 900x2100mm. (Size may be changed according to the site) Door frame consisting top rail (40x33mm), bottom rail (40x20mm) and side bars (40x24mm), and fixing using 8x1 1/2" ST screws. Frame should be fixed to wall with 14 Nrs of No 6 rowl plugs and 8x2" ST screws. Door sash consisting top bar (22x32mm), side bars (50x26mm), middle bar (22x30mm) and bottom bar (22x56mm). Sash frame should be fixed using 8x1 1/2" ST screws. 4mm thick Al/PVC double side composite board for bottom panel and 5mm thick clear glass for top panel should be fixed. Rate should be included for supplying and fixing required 3303, 3303A and 455S Rubber beadings, 2 Nrs of Adjustable rollers, 4 Nrs of Guide runners for the top, 2 Nrs of Aluminium plate door handles, Door lock (CL or equivalent approved by the Engineer), Screws, Pop rivets, Hole buttons, Silicone etc. (Frame height and door sash width should be measured for payments)</p>	Sq.m	22,058.00

Code	Description	Unit	Rate (LKR)
ALP20	Supplying, fabricating and fixing Aluminium powder coated paneled sliding door (Top and bottom panel - Glass) with frame (1 Nr door sash) as per Drg. No. SPES/RATE23/SD/01, Option 2. Overall size of the door frame is 900x2100mm. (Size may be changed according to the site) Door frame consisting top rail (40x33mm), bottom rail (40x20mm) and side bars (40x24mm), and fixing using 8x1 1/2" ST screws. Frame should be fixed to wall with 14 Nrs of No 6 rowl plugs and 8x2" ST screws. Door sash consisting top bar (22x32mm), side bars (50x26mm), middle bar (22x30mm) and bottom bar (22x56mm). Sash frame should be fixed using 8x1 1/2" ST screws. 5mm thick clear glass for top and bottom panels should be fixed. Rate should be included for supplying and fixing required 455S Rubber beadings, 2 Nrs of Adjustable rollers, 4 Nrs of Guide runners for the top, 2 Nrs of Aluminium plate door handles, Door lock (CL or equivalent approved by the Engineer), Screws, Pop rivets, Hole buttons, Silicone etc. (Frame height and door sash width should be measured for payments)	Sq.m	21,868.00
ALP21	Supplying, fabricating and fixing Aluminium powder coated paneled door (Top and Bottom panel – Al/PVC Composite board) with frame (1 Nr door sash) as per Drg. No. SPES/RATE23/D/03. Overall size of the door frame is 750x2100mm. (Size may be changed according to the site) Door frame consisting top and side bars (76x23mm), and fixing with 38x38x2.5mm Al bracket using 1/8x3/8" Al rivets. Frame should be fixed to wall with 8 Nrs of No 6 rowl plugs and 8x3" ST screws. Door sash consisting top and bottom bar (80x42mm), side bars (66x45mm hinges side, 70x45mm lock side) and middle bar (100x42mm). 16x15mm clip bar should be used for required bars. Sash frame should be fixed with 38x38x2.5mm Al bracket using 1/8x3/8" Al rivets, 8mm dia. treaded bar with nuts for top and bottom bars. 3mm thick Al/PVC double side composite board for top and bottom panels should be fixed. Rate should be included for supplying and fixing required Mohair beading, 3303A Rubber beadings, 3 Nrs of 100x75mm Aluminium hinges using 5/32x3/8" Al rivets, 2 Nrs of Aluminium plate door handle, Door lock (CL or equivalent approved by the Engineer), 2 Nrs of 3" Al Barrel Bolt, Screws, Pop rivets, Silicone etc.	Sq.m	34,215.00

Code	Description	Unit	Rate (LKR)
ALP22	Supplying, fabricating and fixing Aluminium powder coated fully composite board (Al/PVC Composite board) door with frame (1 Nr door sash) as per Drg. No. SPES/RATE23/D/04. Overall size of the door frame is 750x1950mm. (Size may be changed according to the site) Door frame consisting top and side bars (50x25x0.9mm box bars) with 18x11mm door stopper bar using 5/32x3/8" Al rivets and fixing with 38x38x2.5mm Al bracket using 1/8x3/8" Al rivets. Frame should be fixed to wall with 8 Nrs of No 6 rowl plugs and 8x3" ST screws. Door sash consisting top, sides, bottom and 2 Nrs of middle bars (50x25x0.9mm box bars). Sash frame should be fixed with 38x38x2.5mm Al bracket using 1/8x3/8" Al rivets, 3mm thick Al/PVC double side composite board for full door should be fixed using 1/8x3/8" Al rivets. Rate should be included for supplying and fixing required Mohair beading, 3 Nrs of 100x75mm Aluminium hinges using 5/32x3/8" Al rivets, 2 Nrs of Aluminium plate door handle, 2 Nrs of 2" Al Barrel Bolt, Screws, Pop rivets, Silicone etc.	Sq.m	21,269.00
ALP23	Supplying, fabricating and fixing Aluminium powder coated casement window with frame (1 Nr window sash) as per Drg. No. SPES/RATE23/CW/01. Overall size of the window frame is 600x1200mm. (Size may be changed according to the site) Window frame consisting top, bottom and side bars (41x31mm), and fixing with 38x38x2.5mm Al bracket using 1/8x3/8" Al rivets. Frame should be fixed to wall with 10 Nrs of No 6 rowl plugs and 8x2" ST screws. Window sash consisting top, bottom and side bars (40x35mm) should be fixed using 8x1 1/2" ST screws, and 5mm thick clear glass. Rate should be included for supplying and fixing required 437K Rubber beading, 674U Rubber beading, 2 Nrs of 14" SS 304 bar hinges using 5/32x3/8" Al rivets, 1 Nrs of heavy quality Al fasteners using 5/32x3/8" Al rivets, Screws, Pop rivets, Silicone etc.	Sq.m	32,512.00
ALP24	Supplying, fabricating and fixing Aluminium powder coated casement window with frame (2 Nrs window sashes) as per Drg. No. SPES/RATE23/CW/02. Overall size of the window frame is 1200x1200mm. (Size may be changed according to the site) Window frame consisting top, bottom and side bars (41x31mm), middle bars (46x41mm), and fixing with 38x38x2.5mm Al bracket using 1/8x3/8" Al rivets and 8x1 1/2" ST screws. Frame should be fixed to wall with 12 Nrs of No 6 rowl plugs and 8x2" ST screws. Window sash consisting top, bottom and side bars (40x35mm) should be fixed using 8x1 1/2" ST screws, and 5mm thick clear glass. Rate should be included for supplying and fixing required 437K Rubber beading, 674U Rubber beading, 4 Nrs of 14" SS 304 bar hinges using 5/32x3/8" Al rivets, 2 Nrs of heavy quality Al fasteners using 5/32x3/8" Al rivets, Screws, Pop rivets, Silicone etc.	Sq.m	31,010.00

Code	Description	Unit	Rate (LKR)
ALP25	<p>Supplying, fabricating and fixing Aluminium powder coated casement window with frame (3 Nrs window sashes) as per Drg. No. SPES/RATE23/CW/03. Overall size of the window frame is 1800x1200mm. (Size may be changed according to the site)</p> <p>Window frame consisting top, bottom and side bars (41x31mm), middle bars (46x41mm), and fixing with 38x38x2.5mm Al bracket using 1/8x3/8" Al rivets and 8x1 1/2" ST screws. Frame should be fixed to wall with 14 Nrs of No 6 rowl plugs and 8x2" ST screws.</p> <p>Window sash consisting top, bottom and side bars (40x35mm) should be fixed using 8x1 1/2" ST screws, and 5mm thick clear glass. Rate should be included for supplying and fixing required 437K Rubber beading, 674U Rubber beading, 6 Nrs of 14" SS 304 bar hinges using 5/32x3/8" Al rivets, 3 Nrs of heavy quality Al fasteners using 5/32x3/8" Al rivets, Screws, Pop rivets, Silicone etc.</p>	Sq.m	30,521.00
ALP26	<p>Supplying, fabricating and fixing Aluminium powder coated casement window with frame (4 Nrs window sashes) as per Drg. No. SPES/RATE23/CW/04. Overall size of the window frame is 2400x1200mm. (Size may be changed according to the site)</p> <p>Window frame consisting top, bottom and side bars (41x31mm), middle bars (46x41mm), and fixing with 38x38x2.5mm Al bracket using 1/8x3/8" Al rivets and 8x1 1/2" ST screws. Frame should be fixed to wall with 16 Nrs of No 6 rowl plugs and 8x2" ST screws.</p> <p>Window sash consisting top, bottom and side bars (40x35mm) should be fixed using 8x1 1/2" ST screws, and 5mm thick clear glass. Rate should be included for supplying and fixing required 437K Rubber beading, 674U Rubber beading, 8 Nrs of 14" SS 304 bar hinges using 5/32x3/8" Al rivets, 4 Nrs of heavy quality Al fasteners using 5/32x3/8" Al rivets, Screws, Pop rivets, Silicone etc.</p>	Sq.m	30,269.00
ALP27	<p>Supplying, fabricating and fixing Aluminium powder coated casement window with frame (5 Nrs window sashes) as per Drg. No. SPES/RATE23/CW/05. Overall size of the window frame is 3000x1200mm. (Size may be changed according to the site)</p> <p>Window frame consisting top, bottom and side bars (41x31mm), middle bars (46x41mm), and fixing with 38x38x2.5mm Al bracket using 1/8x3/8" Al rivets and 8x1 1/2" ST screws. Frame should be fixed to wall with 18 Nrs of No 6 rowl plugs and 8x2" ST screws.</p> <p>Window sash consisting top, bottom and side bars (40x35mm) should be fixed using 8x1 1/2" ST screws, and 5mm thick clear glass. Rate should be included for supplying and fixing required 437K rubber beading, 674U rubber beading, 10 Nrs of 14" SS 304 bar hinges using 5/32x3/8" Al rivets, 5 Nrs of heavy quality Al fasteners using 5/32x3/8" Al rivets, Screws, Pop rivets, Silicone etc.</p>	Sq.m	30,116.00

Code	Description	Unit	Rate (LKR)
ALP28	<p>Supplying, fabricating and fixing Aluminium powder coated casement window with frame (1 Nr window sash and 1 Nr fix glass at the top) as per Drg. No. SPES/RATE23/CW/L/01. Overall size of the window frame is 600x1650mm including 450mm high fix glasses. (Size may be changed according to the site) Window frame consisting top, bottom and side bars (41x31mm), horizontal middle bar (46x41mm), and fixing with 38x38x2.5mm Al bracket using 1/8x3/8" Al rivets and 8x1 1/2" ST screws. Frame should be fixed to wall with 12 Nrs of No 6 rowl plugs and 8x2" ST screws. Frame top panel should be fixed with 5mm thick clear glass using 34x18mm clip bar and 455S rubber beading. Window sash consisting top, bottom and side bars (40x35mm) should be fixed using 8x1 1/2" ST screws, and 5mm thick clear glass. Rate should be included for supplying and fixing required 437K Rubber beading, 674U Rubber beading, 2 Nrs of 14" SS 304 bar hinges using 5/32x3/8" Al rivets, 1 Nr of heavy quality Al fasteners using 5/32x3/8" Al rivets, Screws, Pop rivets, Silicone etc.</p>	Sq.m	29,617.00
ALP29	<p>Supplying, fabricating and fixing Aluminium powder coated casement window with frame (2 Nrs window sashes and 2 Nrs fix glasses at the top) as per Drg. No. SPES/RATE23/CW/L/02. Overall size of the window frame is 1200x1650mm including 450mm high fix glasses. (Size may be changed according to the site) Window frame consisting top, bottom and side bars (41x31mm), vertical and horizontal middle bars (46x41mm), and fixing with 38x38x2.5mm Al bracket using 1/8x3/8" Al rivets and 8x1 1/2" ST screws. Frame should be fixed to wall with 14 Nrs of No 6 rowl plugs and 8x2" ST screws. Frame top panels should be fixed with 5mm thick clear glass using 34x18mm clip bar and 455S rubber beading. Window sash consisting top, bottom and side bars (40x35mm) should be fixed using 8x1 1/2" ST screws, and 5mm thick clear glass. Rate should be included for supplying and fixing required 437K Rubber beading, 674U Rubber beading, 4 Nrs of 14" SS 304 bar hinges using 5/32x3/8" Al rivets, 2 Nrs of heavy quality Al fasteners using 5/32x3/8" Al rivets, Screws, Pop rivets, Silicone etc.</p>	Sq.m	28,511.00

Code	Description	Unit	Rate (LKR)
ALP30	<p>Supplying, fabricating and fixing Aluminium powder coated casement window with frame (3 Nrs window sashes and 3 Nrs fix glasses at the top) as per Drg. No. SPES/RATE23/CW/L/03. Overall size of the window frame is 1200x1650mm including 450mm high fix glasses. (Size may be changed according to the site) Window frame consisting top, bottom and side bars (41x31mm), vertical and horizontal middle bars (46x41mm), and fixing with 38x38x2.5mm Al bracket using 1/8x3/8" Al rivets and 8x1 1/2" ST screws. Frame should be fixed to wall with 16 Nrs of No 6 rowl plugs and 8x2" ST screws. Frame top panels should be fixed with 5mm thick clear glass using 34x18mm clip bar and 455S rubber beading. Window sash consisting top, bottom and side bars (40x35mm) should be fixed using 8x1 1/2" ST screws, and 5mm thick clear glass. Rate should be included for supplying and fixing required 437K Rubber beading, 674U Rubber beading, 6 Nrs of 14" SS 304 bar hinges using 5/32x3/8" Al rivets, 3 Nrs of heavy quality Al fasteners using 5/32x3/8" Al rivets, Screws, Pop rivets, Silicone etc.</p>	Sq.m	28,154.00
ALP31	<p>Supplying, fabricating and fixing Aluminium powder coated casement window with frame (4 Nrs window sashes and 4 Nrs fix glasses at the top) as per Drg. No. SPES/RATE23/CW/L/04. Overall size of the window frame is 2400x1650mm including 450mm high fix glasses. (Size may be changed according to the site) Window frame consisting top, bottom and side bars (41x31mm), vertical and horizontal middle bars (46x41mm), and fixing with 38x38x2.5mm Al bracket using 1/8x3/8" Al rivets and 8x1 1/2" ST screws. Frame should be fixed to wall with 18 Nrs of No 6 rowl plugs and 8x2" ST screws. Frame top panels should be fixed with 5mm thick clear glass using 34x18mm clip bar and 455S rubber beading. Window sash consisting top, bottom and side bars (40x35mm) should be fixed using 8x1 1/2" ST screws, and 5mm thick clear glass. Rate should be included for supplying and fixing required 437K Rubber beading, 674U Rubber beading, 8 Nrs of 14" SS 304 bar hinges using 5/32x3/8" Al rivets, 4 Nrs of heavy quality Al fasteners using 5/32x3/8" Al rivets, Screws, Pop rivets, Silicone etc.</p>	Sq.m	27,982.00

Code	Description	Unit	Rate (LKR)
ALP32	<p>Supplying, fabricating and fixing Aluminium powder coated casement window with frame (5 Nrs window sashes and 5 Nrs fix glasses at the top) as per Drg. No. SPES/RATE23/CW/L/05. Overall size of the window frame is 3000x1650mm including 450mm high fix glasses. (Size may be changed according to the site) Window frame consisting top, bottom and side bars (41x31mm), vertical and horizontal middle bars (46x41mm), and fixing with 38x38x2.5mm Al bracket using 1/8x3/8" Al rivets and 8x1 1/2" ST screws. Frame should be fixed to wall with 20 Nrs of No 6 rowl plugs and 8x2" ST screws. Frame top panels should be fixed with 5mm thick clear glass using 34x18mm clip bar and 455S rubber beading. Window sash consisting top, bottom and side bars (40x35mm) should be fixed using 8x1 1/2" ST screws, and 5mm thick clear glass. Rate should be included for supplying and fixing required 437K Rubber beading, 674U Rubber beading, 10 Nrs of 14" SS 304 bar hinges using 5/32x3/8" Al rivets, 5 Nrs of heavy quality Al fasteners using 5/32x3/8" Al rivets, Screws, Pop rivets, Silicone etc.</p>	Sq.m	27,866.00
ALP33	<p>Supplying, fabricating and fixing Aluminium powder coated casement window with frame (1 Nr window sashes and 1 Nr louver at the top) as per Drg. No. SPES/RATE23/CW/F/01. Overall size of the window frame is 600x1650mm including 450mm high louver. (Size may be changed according to the site) Window frame consisting top, bottom and side bars (41x31mm), vertical and horizontal middle bars (46x41mm), and fixing with 38x38x2.5mm Al bracket using 1/8x3/8" Al rivets and 8x1 1/2" ST screws. Frame should be fixed to wall with 12 Nrs of No 6 rowl plugs and 8x2" ST screws. Frame top panel should be fixed with 52x34mm louver blades with 20x37mm louver frame bars using 1/8x1/2" Al rivets. Window sash consisting top, bottom and side bars (40x35mm) should be fixed using 8x1 1/2" ST screws, and 5mm thick clear glass. Rate should be included for supplying and fixing required 437K Rubber beading, 674U Rubber beading, 2 Nrs of 14" SS 304 bar hinges using 5/32x3/8" Al rivets, 1 Nrs of heavy quality Al fasteners using 5/32x3/8" Al rivets, Screws, Pop rivets, Silicone etc.</p>	Sq.m	34,773.00

Code	Description	Unit	Rate (LKR)
ALP34	<p>Supplying, fabricating and fixing Aluminium powder coated casement window with frame (2 Nrs window sashes and 2 Nrs louvers at the top) as per Drg. No. SPES/RATE23/CW/F/02. Overall size of the window frame is 1200x1650mm including 450mm high louvers. (Size may be changed according to the site) Window frame consisting top, bottom and side bars (41x31mm), vertical and horizontal middle bars (46x41mm), and fixing with 38x38x2.5mm Al bracket using 1/8x3/8" Al rivets and 8x1 1/2" ST screws. Frame should be fixed to wall with 14 Nrs of No 6 rowl plugs and 8x2" ST screws. Frame top panels should be fixed with 52x34mm louver blades with 20x37mm louver frame bars using 1/8x1/2" Al rivets. Window sash consisting top, bottom and side bars (40x35mm) should be fixed using 8x1 1/2" ST screws, and 5mm thick clear glass. Rate should be included for supplying and fixing required 437K Rubber beading, 674U Rubber beading, 4 Nrs of 14" SS 304 bar hinges using 5/32x3/8" Al rivets, 2 Nrs of heavy quality Al fasteners using 5/32x3/8" Al rivets, Screws, Pop rivets, Silicone etc.</p>	Sq.m	33,756.00
ALP35	<p>Supplying, fabricating and fixing Aluminium powder coated casement window with frame (3 Nrs window sashes and 3 Nrs louvers at the top) as per Drg. No. SPES/RATE23/CW/F/03. Overall size of the window frame is 1800x1650mm including 450mm high louvers. (Size may be changed according to the site) Window frame consisting top, bottom and side bars (41x31mm), vertical and horizontal middle bars (46x41mm), and fixing with 38x38x2.5mm Al bracket using 1/8x3/8" Al rivets and 8x1 1/2" ST screws. Frame should be fixed to wall with 16 Nrs of No 6 rowl plugs and 8x2" ST screws. Frame top panels should be fixed with 52x34mm louver blades with 20x37mm louver frame bars using 1/8x1/2" Al rivets. Window sash consisting top, bottom and side bars (40x35mm) should be fixed using 8x1 1/2" ST screws, and 5mm thick clear glass. Rate should be included for supplying and fixing required 437K Rubber beading, 674U Rubber beading, 6 Nrs of 14" SS 304 bar hinges using 5/32x3/8" Al rivets, 3 Nrs of heavy quality Al fasteners using 5/32x3/8" Al rivets, Screws, Pop rivets, Silicone etc.</p>	Sq.m	33,392.00

Code	Description	Unit	Rate (LKR)
ALP36	<p>Supplying, fabricating and fixing Aluminium powder coated casement window with frame (4 Nrs window sashes and 4 Nrs louvers at the top) as per Drg. No. SPES/RATE23/CW/F/04. Overall size of the window frame is 2400x1650mm including 450mm high louvers. (Size may be changed according to the site) Window frame consisting top, bottom and side bars (41x31mm), vertical and horizontal middle bars (46x41mm), and fixing with 38x38x2.5mm Al bracket using 1/8x3/8" Al rivets and 8x1 1/2" ST screws. Frame should be fixed to wall with 18 Nrs of No 6 rowl plugs and 8x2" ST screws. Frame top panels should be fixed with 52x34mm louver blades with 20x37mm louver frame bars using 1/8x1/2" Al rivets. Window sash consisting top, bottom and side bars (40x35mm) should be fixed using 8x1 1/2" ST screws, and 5mm thick clear glass. Rate should be included for supplying and fixing required 437K Rubber beading, 674U Rubber beading, 8 Nrs of 14" SS 304 bar hinges using 5/32x3/8" Al rivets, 4 Nrs of heavy quality Al fasteners using 5/32x3/8" Al rivets, Screws, Pop rivets, Silicone etc.</p>	Sq.m	33,235.00
ALP37	<p>Supplying, fabricating and fixing Aluminium powder coated casement window with frame (5 Nrs window sashes and 5 Nrs louvers at the top) as per Drg. No. SPES/RATE23/CW/F/05. Overall size of the window frame is 3000x1650mm including 450mm high louvers. (Size may be changed according to the site) Window frame consisting top, bottom and side bars (41x31mm), vertical and horizontal middle bars (46x41mm), and fixing with 38x38x2.5mm Al bracket using 1/8x3/8" Al rivets and 8x1 1/2" ST screws. Frame should be fixed to wall with 20 Nrs of No 6 rowl plugs and 8x2" ST screws. Frame top panels should be fixed with 52x34mm louver blades with 20x37mm louver frame bars using 1/8x1/2" Al rivets. Window sash consisting top, bottom and side bars (40x35mm) should be fixed using 8x1 1/2" ST screws, and 5mm thick clear glass. Rate should be included for supplying and fixing required 437K Rubber beading, 674U Rubber beading, 10 Nrs of 14" SS 304 bar hinges using 5/32x3/8" Al rivets, 5 Nrs of heavy quality Al fasteners using 5/32x3/8" Al rivets, Screws, Pop rivets, Silicone etc.</p>	Sq.m	33,114.00

Code	Description	Unit	Rate (LKR)
ALP38	Supplying, fabricating and fixing Aluminium powder coated sliding window with frame (2 Nrs window sashes) as per Drg. No. SPES/RATE23/SW/01. Overall size of the window frame is 1200x1200mm. (Size may be changed according to the site) Window frame consisting top bars (70x32mm), bottom bar (70x30mm) and side bars (73x25mm), and fixing with 8x1 1/2" ST screws. Frame should be fixed to wall with 12 Nrs of No 6 rowl plugs and 8x2" ST screws. Window sash consisting top bar (28x32mm), bottom bar (22x56mm) and side bars (30x26mm one side, 30x32mm lock side) should be fixed using 8x1 1/2" ST screws, and 5mm thick clear glass. Rate should be included for supplying and fixing required 674U Rubber beading, 4 Nrs of Adjustable rollers, 8 Nrs of Guide runners for top, 1 Nr of heavy quality Crescent lock using 5/32x3/8" Al rivets, Screws, Pop rivets, Hole buttons, Silicone etc.	Sq.m	25,667.00
ALP39	Supplying, fabricating and fixing Aluminium powder coated sliding window with frame (4 Nrs window sashes) as per Drg. No. SPES/RATE23/SW/02. Overall size of the window frame is 2400x1200mm. (Size may be changed according to the site) Window frame consisting top bars (70x32mm), bottom bar (70x30mm) and side bars (73x25mm), and fixing with 8x1 1/2" ST screws. Frame should be fixed to wall with 16 Nrs of No 6 rowl plugs and 8x2" ST screws. Window sash consisting top bar (28x32mm), bottom bar (22x56mm) and side bars (30x26mm one side, 30x32mm lock side) should be fixed using 8x1 1/2" ST screws, and 5mm thick clear glass. 30x16mm bar should be fixed to one middle sash using 5/32x1/2" Al rivets. Rate should be included for supplying and fixing required Mohair beading, 674U Rubber beading, 8 Nrs of Adjustable rollers, 16 Nrs of Guide runners for top, 2 Nr of heavy quality Crescent lock using 5/32x3/8" Al rivets, Screws, Pop rivets, Hole buttons, Silicone etc.	Sq.m	23,838.00

Code	Description	Unit	Rate (LKR)
ALP40	<p>Supplying, fabricating and fixing Aluminium powder coated sliding window with frame (2 Nrs window sashes and 2 Nrs louvers at the top) as per Drg. No. SPES/RATE23/SW/L/01. Overall size of the window frame is 1200x1650mm including 450mm high louvers. (Size may be changed according to the site)</p> <p>Window frame consisting top bars (70x30mm), bottom bar (70x30mm) and side bars (73x25mm), horizontal middle bar (70x32mm) with 70x18mm clip bar, vertical side clip bars (73x18mm) for louver height, vertical middle bar (46x41mm) for louver height, and fixing with 8x1 1/2" ST screws and required Al rivets. Louver blades (52x34mm) should be fixed to louver frame bars (20x37mm) using 1/8x1/2" Al rivets, and louver panel fixed to frame using 1/8x1/2" Al rivets. Frame should be fixed to wall with 14 Nrs of No 6 rowl plugs and 8x2" ST screws. Window sash consisting top bar (28x32mm), bottom bar (22x56mm) and side bars (30x26mm one side, 30x32mm lock side) should be fixed using 8x1 1/2" ST screws, and 5mm thick clear glass. Rate should be included for supplying and fixing required 674U Rubber beading, 4 Nrs of Adjustable rollers, 8 Nrs of Guide runners for top, 1 Nr of heavy quality Crescent lock using 5/32x3/8" Al rivets, Screws, Pop rivets, Hole buttons, Silicone etc.</p>	Sq.m	31,656.00
ALP41	<p>Supplying, fabricating and fixing Aluminium powder coated sliding window with frame (4 Nrs window sashes and 4 Nrs louvers at the top) as per Drg. No. SPES/RATE23/SW/L/02. Overall size of the window frame is 2400x1650mm including 450mm high louvers. (Size may be changed according to the site)</p> <p>Window frame consisting top bars (70x30mm), bottom bar (70x30mm) and side bars (73x25mm), horizontal middle bar (70x32mm) with 70x18mm clip bar, vertical side clip bars (73x18mm) for louver height, vertical middle bar (46x41mm) for louver height, and fixing with 8x1 1/2" ST screws and required Al rivets. Louver blades (52x34mm) should be fixed to louver frame bars (20x37mm) using 1/8x1/2" Al rivets, and louver panel fixed to frame using 1/8x1/2" Al rivets. Frame should be fixed to wall with 18 Nrs of No 6 rowl plugs and 8x2" ST screws. Window sash consisting top bar (28x32mm), bottom bar (22x56mm) and side bars (30x26mm one side, 30x32mm lock side) should be fixed using 8x1 1/2" ST screws, and 5mm thick clear glass. 30x16mm bar should be fixed to one middle sash using 5/32x1/2" Al rivets. Rate should be included for supplying and fixing required Mohair beading, 674U Rubber beading, 8 Nrs of Adjustable rollers, 16 Nrs of Guide runners for top, 2 Nr of heavy quality Crescent lock using 5/32x3/8" Al rivets, Screws, Pop rivets, Hole buttons, Silicone etc.</p>	Sq.m	29,912.00

Code	Description	Unit	Rate (LKR)
ALP42	<p>Supplying, fabricating and fixing Aluminium powder coated sliding window with frame (2 Nrs window sashes and 2 Nrs fix glasses at the top) as per Drg. No. SPES/RATE23/SW/F/01. Overall size of the window frame is 1200x1650mm including 450mm high fix glasses. (Size may be changed according to the site) Window frame consisting top bars (70x30mm), bottom bar (70x30mm) and side bars (73x25mm), horizontal middle bar (70x32mm) with 70x18mm clip bar, vertical side clip bars (73x18mm) for fix glass height, vertical middle bar (46x41mm) for fix glass height, and fixing with 8x1 1/2" ST screws and required Al rivets. 5mm thick clear glass should be fixed to frame with 34x18mm clip bars. Frame should be fixed to wall with 14 Nrs of No 6 rowl plugs and 8x2" ST screws. Window sash consisting top bar (28x32mm), bottom bar (22x56mm) and side bars (30x26mm one side, 30x32mm lock side) should be fixed using 8x1 1/2" ST screws, and 5mm thick clear glass. Rate should be included for supplying and fixing required 3303, 455S and 674U Rubber beading, 4 Nrs of Adjustable rollers, 8 Nrs of Guide runners for top, 1 Nr of heavy quality Crescent lock using 5/32x3/8" Al rivets, Screws, Pop rivets, Hole buttons, Silicone etc.</p>	Sq.m	26,541.00
ALP43	<p>Supplying, fabricating and fixing Aluminium powder coated sliding window with frame (4 Nrs window sashes and 4 Nrs fix glasses at the top) as per Drg. No. SPES/RATE23/SW/F/02. Overall size of the window frame is 2400x1650mm including 450mm high fix glasses. (Size may be changed according to the site) Window frame consisting top bars (70x30mm), bottom bar (70x30mm) and side bars (73x25mm), horizontal middle bar (70x32mm) with 70x18mm clip bar, vertical side clip bars (73x18mm) for fix glass height, vertical middle bar (46x41mm) for fix glass height, and fixing with 8x1 1/2" ST screws and required Al rivets. 5mm thick clear glass should be fixed to frame with 34x18mm clip bars. Frame should be fixed to wall with 18 Nrs of No 6 rowl plugs and 8x2" ST screws. Window sash consisting top bar (28x32mm), bottom bar (22x56mm) and side bars (30x26mm one side, 30x32mm lock side) should be fixed using 8x1 1/2" ST screws, and 5mm thick clear glass. 30x16mm bar should be fixed to one middle sash using 5/32x1/2" Al rivets. Rate should be included for supplying and fixing required Mohair beading, 3303, 455S and 674U Rubber beading, 8 Nrs of Adjustable rollers, 16 Nrs of Guide runners for top, 2 Nr of heavy quality Crescent lock using 5/32x3/8" Al rivets, Screws, Pop rivets, Hole buttons, Silicone etc.</p>	Sq.m	24,698.00

Code	Description	Unit	Rate (LKR)
ALP44	<p>Supplying, fabricating and fixing Aluminium powder coated partition (Top panel - Glass, Bottom panel – Al/PVC Composite board) as per Drg. No. SPES/RATE23/P/01, Option 1. (Door sashes pay separately) Overall height of the partition is 2100mm and Bottom panel height is 900mm. (Heights may be changed according to the site) Partition panels in horizontal way should be divided in equal widths (Maximum width is 1200mm c/c). Partition frame consisting top bar (76x32mm with 70x4mm clip bar), side bars (76x32mm), horizontal middle bar (75x32mm with 70x11mm clip bar and 31x19 clip bar), bottom bar (75x32mm with 31x19 clip bar) and vertical middle bars (76x32mm with 70x11mm clip bar), and fixing with 50x18x2mm Al bracket using 1/8x3/8" Al rivets and 8x1 1/2" ST screws. If required, Squire or Circular coner bars will be paid seperately (Net material cost + 10% + 20%). Frame should be fixed to wall and floor with adequate Nrs of No 6 rowl plugs and 8x3" ST screws (Average distance 600mm). 4mm thick Al/PVC double side composite board for bottom panels and 5mm thick clear glass for top panels should be fixed. Rate should be included for supplying and fixing required 3303 and 3303A Rubber beadings, Screws, Pop rivets, Silicone etc.</p>	Sq.m	17,180.00
ALP45	<p>Supplying, fabricating and fixing Aluminium powder coated partition (Top and Bottom panel – Glass) as per Drg. No. SPES/RATE23/P/01, Option 2. (Door sashes pay separately) Overall height of the partition is 2100mm and Bottom panel height is 900mm. (Heights may be changed according to the site) Partition panels in horizontal way should be divided in equal widths (Maximum width is 1200mm c/c). Partition frame consisting top bar (76x32mm with 70x4mm clip bar), side bars (76x32mm), horizontal middle bar (75x32mm with 70x11mm clip bar and 31x19 clip bar), bottom bar (75x32mm with 31x19 clip bar) and vertical middle bars (76x32mm with 70x11mm clip bar), and fixing with 50x18x2mm Al bracket using 1/8x3/8" Al rivets and 8x1 1/2" ST screws. If required, Squire or Circular coner bars will be paid seperately (Net material cost + 10% + 20%). Frame should be fixed to wall and floor with adequate Nrs of No 6 rowl plugs and 8x3" ST screws (Average distance 600mm). 5mm thick clear glass for top and bottom panels should be fixed. Rate should be included for supplying and fixing required 3303 and 3303A Rubber beadings, Screws, Pop rivets, Silicone etc.</p>	Sq.m	16,988.00

Code	Description	Unit	Rate (LKR)
ALP46	<p>Supplying, fabricating and fixing Aluminium powder coated partition (Top and Bottom panel – Al/PVC Composite board) as per Drg. No. SPES/RATE23/P/01, Option 3. (Door sashes pay separately) Overall height of the partition is 2100mm and Bottom panel height is 900mm. (Heights may be changed according to the site) Partition panels in horizontal way should be divided in equal widths (Maximum width is 1200mm c/c). Partition frame consisting top bar (76x32mm with 70x4mm clip bar), side bars (76x32mm), horizontal middle bar (75x32mm with 70x11mm clip bar and 31x19 clip bar), bottom bar (75x32mm with 31x19 clip bar) and vertical middle bars (76x32mm with 70x11mm clip bar), and fixing with 50x18x2mm Al bracket using 1/8x3/8" Al rivets and 8x1 1/2" ST screws. If required, Squire or Circular coner bars will be paid seperately (Net material cost + 10% + 20%). Frame should be fixed to wall and floor with adequate Nrs of No 6 rowl plugs and 8x3" ST screws (Average distance 600mm). 4mm thick Al/PVC double side composite board for top and bottom panels should be fixed. Rate should be included for supplying and fixing required 3303A Rubber beadings, Screws, Pop rivets, Silicone etc.</p>	Sq.m	17,447.00
ALP47	<p>Supplying, fabricating and fixing Aluminium powder coated partition (Top and Bottom panels - Al/PVC Composite board, Middle panels – Glass) as per Drg. No. SPES/RATE23/FP/01, Option 1. (Door sashes pay separately) Overall height of the partition is up to ceiling or soffit. Bottom panel height is 900mm and middle panel height is 2100mm. (Heights may be changed according to the site) Partition panels in horizontal way should be divided in equal widths (Maximum width is 1200mm c/c). Partition frame consisting top bar (76x32mm), side bars (76x32mm), horizontal middle bars (75x32mm with 70x11mm clip bar and 31x19 clip bar), bottom bar (75x32mm with 31x19 clip bar) and vertical middle bars (76x32mm with 70x11mm clip bar), and fixing with 50x18x2mm Al bracket using 1/8x3/8" Al rivets and 8x1 1/2" ST screws. If required, Squire or Circular coner bars will be paid seperately (Net material cost + 10% + 20%). Frame should be fixed to wall, floor and soffit/ceiling with adequate Nrs of No 6 rowl plugs and 8x3" ST screws (Average distance 600mm). 4mm thick Al/PVC double side composite board for top and bottom panels, and 5mm thick clear glass for middle panels should be fixed. Rate should be included for supplying and fixing required 3303 and 3303A Rubber beadings, Screws, Pop rivets, Silicone etc.</p>	Sq.m	16,232.00

Code	Description	Unit	Rate (LKR)
ALP48	<p>Supplying, fabricating and fixing Aluminium powder coated partition (Top, Middle and Bottom panels - Al/PVC Composite board) as per Drg. No. SPES/RATE23/FP/01, Option 2. (Door sashes pay separately) Overall height of the partition is up to ceiling or soffit. Bottom panel height is 900mm and middle panel height is 2100mm. (Heights may be changed according to the site) Partition panels in horizontal way should be divided in equal widths (Maximum width is 1200mm c/c). Partition frame consisting top bar (76x32mm), side bars (76x32mm), horizontal middle bars (75x32mm with 70x11mm clip bar and 31x19 clip bar), bottom bar (75x32mm with 31x19 clip bar) and vertical middle bars (76x32mm with 70x11mm clip bar), and fixing with 50x18x2mm Al bracket using 1/8x3/8" Al rivets and 8x1 1/2" ST screws. If required, Squire or Circular coner bars will be paid seperately (Net material cost + 10% + 20%). Frame should be fixed to wall, floor and soffit/ceiling with adequate Nrs of No 6 rowl plugs and 8x3" ST screws (Average distance 600mm). 4mm thick Al/PVC double side composite board for top, middle and bottom panels should be fixed. Rate should be included for supplying and fixing required 3303A Rubber beadings, Screws, Pop rivets, Silicone etc.</p>	Sq.m	16,404.00
ALP49	<p>Supplying, fabricating and fixing Aluminium powder coated partition (Panel – Al/PVC Composite board) as per Drg. No. SPES/RATE23/HP/01. Overall height of the partition is 1200mm. (Heights may be changed according to the site) Partition panels in horizontal way should be divided in equal widths (Maximum width is 1200mm c/c). Partition frame consisting top bar (76x32mm with 70x4mm clip bar), side bars (76x32mm), bottom bar (75x32mm with 31x19 clip bar) and vertical middle bars (76x32mm with 70x11mm clip bar), and fixing with 50x18x2mm Al bracket using 1/8x3/8" Al rivets and 8x1 1/2" ST screws. If required, Squire or Circular coner bars will be paid seperately (Net material cost + 10% + 20%). Frame should be fixed to wall and floor with adequate Nrs of No 6 rowl plugs and 8x3" ST screws (Average distance 600mm). 4mm thick Al/PVC double side composite board for panels should be fixed. Rate should be included for supplying and fixing required 3303A Rubber beadings, Screws, Pop rivets, Silicone etc.</p>	Sq.m	16,947.00

Code	Description	Unit	Rate (LKR)
ALP50	Supplying, fabricating and fixing Aluminium powder coated partition paneled door (Top panel - Glass, Bottom panel – Al/PVC Composite board) as per Drg. No. SPES/RATE23/PD/01, Option 1. Overall size of the door is 900x2070mm. (Size may be changed according to the site) Door frame around the door fixing with 18x11mm door stopper bar using 5/32x3/8" Al rivets. Door sash consisting top bar (80x42mm), side bars (66x45mm hinges side, 70x45mm lock side), middle bar (100x42mm) and bottom bar (120x42mm). 16x15mm clip bar should be used for required bars. Sash frame should be fixed with 38x38x2.5mm Al bracket using 1/8x3/8" Al rivets, 8mm dia. treaded bar with nuts for top and bottom bars. 4mm thick Al/PVC double side composite board for bottom panel and 5mm thick clear glass for top panel should be fixed. Rate should be included for supplying and fixing required Mohair beading, 3303, 3303A and 455S Rubber beadings, 3 Nrs of 100x75mm Al hinges using 5/32x3/8" Al rivets, Al powder coated door handle (102x40mm) pair with cap nuts, Door lock (CL or equivalent approved by the Engineer), Screws, Pop rivets, Silicone etc.	Sq.m	28,078.00
ALP51	Supplying, fabricating and fixing Aluminium powder coated partition paneled door (Top and Bottom panel – Al/PVC Composite board) as per Drg. No. SPES/RATE23/PD/01, Option 2. Overall size of the door is 900x2070mm. (Size may be changed according to the site) Door frame around the door fixing with 18x11mm door stopper bar using 5/32x3/8" Al rivets. Door sash consisting top bar (80x42mm), side bars (66x45mm hinges side, 70x45mm lock side), middle bar (100x42mm) and bottom bar (120x42mm). 16x15mm clip bar should be used for required bars. Sash frame should be fixed with 38x38x2.5mm Al bracket using 1/8x3/8" Al rivets, 8mm dia. treaded bar with nuts for top and bottom bars. 4mm thick Al/PVC double side composite board for top and bottom panels should be fixed. Rate should be included for supplying and fixing required Mohair beading 3303A Rubber beadings, 3 Nrs of 100x75mm Al hinges using 5/32x3/8" Al rivets, Al powder coated door handle (102x40mm) pair with cap nuts, Door lock (CL or equivalent approved by the Engineer), Screws, Pop rivets, Silicone etc.	Sq.m	28,331.00

Code	Description	Unit	Rate (LKR)
ALP52	Supplying, fabricating and fixing Aluminium powder coated partition paneled door (Top and Bottom panel – Glass) as per Drg. No. SPES/RATE23/PD/01, Option 3. Overall size of the door is 900x2070mm. (Size may be changed according to the site) Door frame around the door fixing with 18x11mm door stopper bar using 5/32x3/8" Al rivets. Door sash consisting top bar (80x42mm), side bars (66x45mm hinges side, 70x45mm lock side), middle bar (100x42mm) and bottom bar (120x42mm). 16x15mm clip bar should be used for required bars. Sash frame should be fixed with 38x38x2.5mm Al bracket using 1/8x3/8" Al rivets, 8mm dia. treaded bar with nuts for top and bottom bars. 5mm thick clear glass for top and bottom panels should be fixed. Rate should be included for supplying and fixing required Mohair beading 3303 and 455S Rubber beadings, 3 Nrs of 100x75mm Al hinges using 5/32x3/8" Al rivets, Al powder coated door handle (102x40mm) pair with cap nuts, Door lock (CL or equivalent approved by the Engineer), Screws, Pop rivets, Silicone etc.	Sq.m	27,918.00
ALP53	Supplying, fabricating and fixing Aluminium powder coated fix glass with frame (2 Nrs panels divided equally) as per Drg. No. SPES/RATE23/FG/01. Overall size of the fixglass frame is 900x1200mm. (Size may be changed according to the site) Fixglass frame consisting top, bottom and side bars (41x31mm), vertical middle bar (46x41) and fixing using 38x38x2.5mm Al angle bracket with 1/8x3/8" Al rivets and 8x1 1/2" ST screws. Frame should be fixed to wall with 10 Nrs of No 6 rowl plugs and 8x2" ST screws. 5mm thick clear glass should be fixed to frame with clip bar (34x18mm) using. Rate should be included for supplying and fixing required 455S Rubber beading, Screws, Pop rivets, Silicone etc.	Sq.m	18,659.00
ALP54	Supplying, fabricating and fixing Aluminium powder coated fix louvers with frame (2 Nrs panels divided equally) as per Drg. No. SPES/RATE23/L/01. Overall size of the louver frame is 900x1200mm. (Size may be changed according to the site) Louver frame consisting top, bottom and side bars (41x31mm), vertical middle bar (46x41) and fixing using 38x38x2.5mm Al angle bracket with 1/8x3/8" Al rivets and 8x1 1/2" ST screws. Frame should be fixed to wall with 10 Nrs of No 6 rowl plugs and 8x2" ST screws. Louver blades (52x34mm) should be fixed to louver frame bars (20x37mm) using 1/8x1/2" Al rivets, and louver panel fixed to frame using 1/8x1/2" Al rivets. Rate should be included for supplying and fixing required, Screws, Pop rivets, Silicone etc.	Sq.m	40,683.00

Code	Description	Unit	Rate (LKR)
ALP55	Supplying, fabricating and fixing Aluminium powder coated fix louvers with frame for door top (Panels divided equally not more than 600mm width) as per Drg. No. SPES/RATE23/L/02. Overall size of the louver frame is 900x600mm. (Size may be changed according to the site) Louver frame consisting top bar (76x32mm), side bars (76x32mm with 18x11mm door stopper bar at louver height), horizontal middle bar should be clipped with 70x4mm clip bar, and vertical middle bar/s (46x41mm), and fixing using 5/32x3/8" Al rivets, and fixing with 50x18x2mm Al bracket using 1/8x3/8" Al rivets and 8x1 1/2" ST screws. Louver blades (52x34mm) should be fixed to louver frame bars (20x37mm) using 1/8x1/2" Al rivets, and louver panel fixed to frame using 1/8x1/2" Al rivets. Frame should be fixed to wall with adequate Nrs of No 6 rowl plugs and 8x3" ST screws (Average distance 600mm). Rate should be included for supplying and fixing required, Screws, Pop rivets, Silicone etc.	Sq.m	50,003.00
ALP56	Supplying, fabricating and fixing Aluminium powder coated casement Fanlight with frame (1 Nr Fanlight sash) as per Drg. No. SPES/RATE23/FL/01. Overall size of the fanlight frame is 600x600mm. (Size may be changed according to the site) Fanlight frame consisting top, bottom and side bars (41x31mm), and fixing using 38x38x2.5mm Al angle bracket with 1/8x3/8" Al rivets. Frame should be fixed to wall with 8 Nrs of No 6 rowl plugs and 8x2" ST screws. Fanlight sash consisting top, bottom and side bars (40x35mm) should be fixed using 8x1 1/2" ST screws, and 5mm thick clear glass. Rate should be included for supplying and fixing required 437K Rubber beading, 674U Rubber beading, 2 Nrs of 14" SS 304 bar hinges using 5/32x3/8" Al rivets, 1 Nrs of heavy quality Al fasteners using 5/32x3/8" Al rivets, Screws, Pop rivets, Silicone etc.	Sq.m	43,990.00
ALP57	Supplying, fabricating and fixing Aluminium powder coated casement Fanlight with frame (1 Nrs fanlight sash and 1 Nrs louver at the top) as per Drg. No. SPES/RATE23/FL/L/01. Overall size of the fanlight frame is 600x1050mm. (Size may be changed according to the site) Fanlight frame consisting top, bottom, side bars (41x31mm) and horizontal middle bar (46x41mm), and fixing using 38x38x2.5mm Al angle bracket with 1/8x3/8" Al rivets. Frame should be fixed to wall with 10 Nrs of No 6 rowl plugs and 8x2" ST screws. Louver blades (52x34mm) should be fixed to louver frame bars (20x37mm) using 1/8x1/2" Al rivets, and louver panel fixed to frame using 1/8x1/2" Al rivets. Fanlight sash consisting top, bottom and side bars (40x35mm) should be fixed using 8x1 1/2" ST screws, and 5mm thick clear glass. Rate should be included for supplying and fixing required 437K Rubber beading, 674U Rubber beading, 2 Nrs of 14" SS 304 bar hinges using 5/32x3/8" Al rivets, 1 Nrs of heavy quality Al fasteners using 5/32x3/8" Al rivets, Screws, Pop rivets, Silicone etc.	Sq.m	43,157.00

Rates for Construction & Repair Works
2025 Rates, Matara, Southern Province
Electrical

Code	Description	Unit	Rate (LKR)
EL01	Supply and fixing 6 Amp Max Square type Socket outlet with necessary concealed conduit wiring 1Cx2 1/1.13 (1.0mm ²)(Cu/PVC/PVC) single wire , 1/1.13(1.0mm ²) Earth wire all complete as per instruction (Socket - ACL) (Cable - ACL/Kelani/Orange/Sierra) (Conduit - krypton/Polycrome) (fittings - krypton/Polycrome/Orange)	nr	5,813.00
EL02	Supplying and fixing 13Amp socket outlet with necessary concealed conduit wiring 7/0.53 (Cu/PVC/PVC) single wire 1.5mm ² 1Cx2 ,7/0.53 (1.5mm ²) Earth wire all complete as per instruction (Socket - ACL/Chint/Krypton/Orange) (Cable - ACL/Kelani/Orange/Sierra) (Conduit - Krypton/Polycrome) (fittings - krypton/Polycrome/Orange)	nr	6,774.00
EL03	Supply and fixing 13 Amp Socket outlet with necessary concealed conduit wiring [7/0.67 PVC Single wire (2.5 mm ²) x2 , 7/0.67 Earth Wire (2.5 mm ²)] all complete as per instruction (Socket - ACL/Chint/Krypton/Orange) (Cable - ACL/Kelani/Orange/Sierra) (Conduit - krypton/Polycrome) (fittings - krypton/Polycrome/Orange)	nr	7,998.00
EL04	Supply and fixing 13Amp socket outlet with necessary PVC casing wiring (7/0.53 PVC single wire 1.5mm ²) 1 core x2, 7/0.53 earth wire (1.5mm ²) all complete as per the instruction.(Socket - ACL/Chint/Krypton/Orange) (Cable - ACL/Kelani/Orange/Sierra) (Casing - krypton/Polycrome)(fittings - krypton/Polycrome/Orange)	nr	6,490.00
EL05	Supply and fixing 13A socket outlet with necessary PVC casing wiring (7/0.67 PVC single wire 2.5mm ²) 1 core x2, 7/0.67 earth wire (2.5mm ²) all complete as per the instruction.(Socket - ACL/Chint/Krypton/Orange) (Cable - ACL/Kelani/Orange/Sierra) (Casing - krypton/Polycrome)(fittings - krypton/Polycrome/Orange)	nr	7,714.00
EL06	Supply and fixing 56" sweep ceiling fan with electronic fan speed controller concealed conduit wiring (1/1.13 wire 1.0mm ² , 1/1.13 earth wire 1mm ² including gang switch)all complete as per instruction Make (USHA ATOM EX 56 " / Telesonic Supreme with safety switch and cable) with 2 years warranty (SLSI Approved makes) (Switches - ACL/Chint/Krypton/Orange) (Cable - ACL/Kelani/Orange/Sierra) (Conduit - krypton/Polycrome)(fittings -krypton/Polycrome/Orange)	nr	24,150.00
EL07	Supply and fixing 56" sweep ceiling fan with electronic fan speed controller concealed conduit wiring (1/1.13 wire 1.0mm ² , 1/1.13 earth wire 1mm ²)including gang switch all complete as per instruction with safety cable and switch (Make KDK with warranty) (SLSI Approved makes) (model N56RG) (Switches - ACL/Chint/Krypton/Orange) (Cable - ACL/Kelani/Orange/Sierra) (Conduit - krypton/Polycrome) (fittings - krypton/Polycrome/Orange)	nr	28,964.00
EL08	Supply and fixing 16" sweep wall fan with 13 Amp max socket outlet ,Necessary concealed conduit wiring (1/1.13 wire 1.0mm ² , 1/1.13 earth wire 1mm ²) all complete as per instruction. Make (USHA / Telesonic TL-1621) with 1 years warranty (SLSI Approved makes) fixed to wall with Philips screws (Socket - ACL/Chint/Krypton/Orange) (Cable - ACL/Kelani/Orange/Sierra) (Conduit - krypton/Polycrome) (fittings - krypton/Polycrome/Orange)	nr	21,876.00
EL09	Supply and fixing 16" sweep wall fan with 13 maxAmp socket outlet ,Necessary concealed conduit wiring (1/1.13 wire 1.0mm ² , 1/1.13 earth wire 1mm ²) all complete as per instruction. Make KDK with warranty (SLSI Approved makes Model - M40C) fixed to wall with Philips screws (Socket - ACL/Chint/Krypton/Orange) (Cable - ACL/Kelani/Orange/Sierra) (Conduit - krypton/Polycrome) (fittings - krypton/Polycrome/Orange)	nr	39,039.00
EL10	Supply and Fixing 16"(40cm) Orbital fan with speed controller concealed necessary wiring (PVC) 1/1.13 1mm ² phase + neutral , 1/1.13 1mm ² earth wire including gang switch. All complete as per instruction. (make, Orbital fan KDK (model No M40R) original make company with certificate SLS approved) (Switch - ACL/Chint/Krypton/Orange) (Cable - ACL/Kelani/Orange/Sierra) (Conduit - krypton/Polycrome) (fittings - krypton/Polycrome/Orange)	nr	49,216.00

Code	Description	Unit	Rate (LKR)
EL11	Supply and fixing 56" sweep ceiling fan and electronic fan speed controller with PVC casing wiring (1/1.13 1mm2 wire / 1/1.13 1mm2 earth wire) including gang switch all complete as per instruction. (USHA ATOM EX 56"/ Telesonic Supreme with 2 years warranty with safety switch and cable) (SLS Approved makes) (Switch - ACL/Chint/Krypton/Orange) (Cable - ACL/Kelani/Orange/Sierra) (Casing - krypton/Polycrome) (fittings -krypton/Polycrome/Orange)	nr	23,661.00
EL12	Supply and fixing 56" sweep ceiling fan and electronic fan speed controller with PVC casing wiring (1/1.13 1mm2 wire / 1/1.13 1mm2 earth wire) including gang switch all complete as per instruction with safety cable and switch (Make KDK with warranty) (SLS Approved makes) (Model - N56RG) (Switch- ACL/Chint/Krypton/Orange) (Cable - ACL/Kelani/Orange/Sierra) (Casing - krypton/Polycrome) (fittings - krypton/Polycrome/Orange)	nr	28,529.00
EL13	Supply and fixing 56" ceiling fan with fan speed controller including connecting materials (make KDK model N56RG SLS company warrenty certificate) all complete as per the instruction.	nr	23,350.00
EL14	Supply and fixing 12" (300mm fan blade) Exhaust fan (Plastic louver type) including electricity connect and all complete as per the instruction.(make Orange Electric/ USHA)	nr	13,547.00
EL15	Refixing of existing ceiling fan including fixing materials / cleaning all complete as per the instruction.	nr	819.00
EL16	Supply and fixing 01 No. Pendent type lamp (7 W LED Bulb - efficacy:85 lumen/W or above with two years warranty) with GANG switch Complete with necessary concealed conduit wiring as per working order.(Switch -ACL/Chint/Krypton/Orange) (Cable - ACL/Kelani/Orange/Sierra) (Conduit - krypton/Polycrome) (fittings - krypton/Polycrome/Orange) (Bulb - Orange electric ECO LITE/ ZENOI/Kelani) [Cable SLS 733, Switch SLS 1000 Bulb SLS 984]	nr	6,636.00
EL17	Supply and fixing 01 No. Pendent type lamp(9 W LED Bulb - efficacy:85 lumen/W or above with two years warranty) with GANG switch Complete with necessary concealed conduit wiring as per working order.(Switch -ACL/Chint/Krypton/Orange) (Cable - ACL/Kelani/Orange/Sierra) (fittings -krypton/Polycrome/Orange) (Conduit - krypton/Polycrome) (Bulb - Orange electric ECO LITE/ ZENOI/ Kelani)) [Cable SLS 733, Switch SLS 1000 Bulb SLS 984]	nr	6,709.00
EL18	Supply and fixing 01 No. Pendent type lamp(12W LED Bulb - efficacy:85 lumen/W or above with two years warranty) with GANG switch Complete with necessary concealed conduit wiring as per working order.(Switch - ACL/Chint/Krypton/Orange) (Cable - ACL/Kelani/Orange/Sierra) (fittings -krypton/Polycrome/Orange) (Conduit - krypton/Polycrome)(Bulb - Orange electric ECO LITE/ ZENOI / Kelani) [Cable SLS 733, Switch SLS 1000 Bulb SLS 984]	nr	6,859.00
EL19	Supply and fixing 01 No. Pendent type lamp18 W LED Hi power Bulb - efficacy:85 lumen/W or above with two years warranty) with GANG switch Complete with necessary concealed conduit wiring as per working order.(Switch - ACL/Chint/Krypton/Orange) (Cable - ACL/Kelani/Orange/Sierra) (fittings - krypton/Polycrome/Orange) (Conduit - krypton/Polycrome) (Bulb - Orange electric/ ZENOI/Kelani) [Cable SLS 733, Switch SLS 1000 Bulb SLS 984]	nr	8,334.00
EL20	Supply and fixing 01 No. Angel/Batten Type lamp including (7 W LED Bulb - efficacy:85 lumen/W or above with two years warranty) with. Approved quality Gang switch including necessary concealed conduit wiring as per working order. (Switch - ACL/Chint/Krypton/Orange) (Cable - ACL/Kelani/Orange/Sierra)(fittings - krypton/Polycrome/Orange) (Conduit - krypton/Polycrome) (Bulb - Orange electric ECO LITE/ ZENOI/ Kelani)[Cable SLS 733, Switch SLS 1000 Bulb SLS 984]	nr	6,302.00
EL21	Supply and fixing 01 No. Angel/Batten Type lamp including (9 W LED Bulb - efficacy:85 lumen/W or above with two years warranty) with Approved quality Gang switch including necessary concealed conduit wiring as per working order. (Switch - ACL/Chint/Krypton/Orange) (Cable - ACL/Kelani/Orange/Sierra) (fittings - krypton/Polycrome/Orange) (Conduit - krypton/Polycrome) (Bulb - Orange electric ECO LITE/ ZENOI/Kelani)[Cable SLS 733, Switch SLS 1000 Bulb SLS 984]	nr	6,375.00
EL22	Supply and fixing 01 No. Angel/Batten Type lamp including (12W LED Bulb - efficacy:85 lumen/W or above with two years warranty) with Approved quality Gang switch including necessary concealed conduit wiring as per working order. (Switch - ACL/Chint/Krypton/Orange) (Cable - ACL/Kelani/Orange/Sierra) (fittings - krypton/Polycrome/Orange) (Conduit - krypton/Polycrome) (Bulb - Orange electric ECO LITE/ ZENOI/ Kelani)[Cable SLS 733, Switch SLS 1000 Bulb SLS 984]	nr	6,525.00

Code	Description	Unit	Rate (LKR)
EL23	Supply and fixing pendent type lamp (12W LED bulb- efficacy 85 lumen/W or above with 2 years warranty) with gang switch complete with necessary PVC casing wiring as per working order (Switch -ACL/Chint/Krypton/Orange) (Cable - ACL/Kelani/Orange/Sierra) (fittings -krypton/Polycrome/Orange) (Casing - krypton/Polycrome) (Bulb -Orange electric ECO LITE/ ZENOI/ Kelani)	nr	6,415.00
EL24	Supply and fixing angle or straight batten type lamp including (12W LED bulb-efficacy 100 lumen/W or above with 2 years warranty) with approved quality gang swich including necessary PVC casing wiring as per working order (Switch - ACL/Chint/Krypton/Orange) (Cable - ACL/Kelani/Orange/Sierra) (fittings -krypton/Polycrome/Orange) (Casing - krypton/Polycrome)(Bulb - Orange electric ECO LITE/ ZENOI/ Kelani)	nr	6,081.00
EL25	Supply and fixing 12W LED pendent type lamp point (fittings only) including 12W LED bulb- (efficacy 85 lumen/W or above with 2 years warranty)/pendant holder/2 core/Ceiling rose/ Round block all complete as per the instruction.(Cable - ACL/Kelani/Orange/Sierra) (fittings - Polycrome/Orange) (Bulb - Orange electric ECO LITE/ ZENOI/ Kelani)	nr	2,146.00
EL26	Supply and fixing 12W LED angel batten type lamp point (fittings only) including 12W LED bulb- (efficacy 85 lumen/W or above with 2 years warranty)/Angel batten holder/ Round block all complete as per the instruction. (Cable - ACL/Kelani/Orange/Sierra) (fittings -Polycrome/Orange) (Bulb - Orange electric ECO LITE/ ZENOI/ Kelani)	nr	1,642.00
EL27	Supplying and fixing Water proof wall lamp shade(bulk head type) with , 9W LED bulb (efficacy: 85 lumen/W or above with two years warranty) and necessary concealed conduit wiring including one GANG sunk switch complete as per working order.(Switch - ACL/Chint/Krypton/Orange) (Cable - ACL/Kelani/Orange/Sierra) (fittings - krypton/Polycrome/Orange) (Conduit - krypton/Polycrome) (Bulb - Orange electric ECO LITE/ ZENOI/Kelani) [Cable SLS 733, Switch SLS 1000 Bulb SLS 984](Water proof wall lamp shade prime cost Rs.1650.00)	nr	8,060.00
EL28	Supplying and fixing globe type wall lamp shade with (9 W LED Bulb - efficacy:85 lumen/W or above with two years warranty) for inside of the Building, including necessary concealed conduit wiring with sunk type GANG switch .. as per working order. (Switch -ACL/Chint/Krypton/Orange) (Cable - ACL/Kelani/Orange/Sierra) (fittings - krypton/Polycrome/Orange) (Conduit - krypton/Polycrome) (Bulb - Orange electric ECO LITE/ ZENOI/Kelani) [Cable SLS 733, Switch SLS 1000] (Globe type wall lamp shade prime cost Rs.1850.00)	nr	8,300.00
EL29	Supplying and fixing approved quality. Electric bell with Bell push switch including necessary concealed conduit wiring as per working order.(Make Bell - POLYCROME)(Cable - ACL/Kelani/Orange/Sierra) (fittings -krypton/Polycrome/Orange) (Conduit - krypton/Polycrome) [Cable SLS 733, Switch SLS 1000](Bell prime cost Rs.1392.00)	nr	7,487.00
EL30	Supply and Fixing 6 W LED Panel light (recess /square/circular type) Day light two years warranty with all complete as per instruction (Bulb - Orange electric ECO LED/ZENOI/Kelani) efficacy : 85 lumen / W or above	nr	2,885.00
EL31	Supply and Fixing 12 W LED Panel light (recess /square circular/type) Day light two years warranty with all complete as per instruction (Bulb - Orange electric ECO LED /ZENOI/Kelani) efficacy : 85 lumen / W or above	nr	3,835.00
EL32	Supply and Fixing 18 W LED Panel light (recess /square circular/type) Day light two year warranty with all complete as per instruction (Bulb - Orange electric ECO LED/ZENOI/ Kelani) efficacy : 85 lumen / W or above	nr	4,426.00
EL33	Supply and Fixing 6 W LED Panel light (Surface mounted/square/circular type) Day light two years warranty with all complete as per instruction (Bulb - Orange electric ECO LED/ZENOI/ Kelani) efficacy : 85 lumen / W or above	nr	3,209.00
EL34	Supply and Fixing 12 W LED Panel light (Surface mounted/square/circular type) Day light two years warranty with all complete as per instruction (Bulb -Orange electric ECO LED/ ZENOI/ Kelani) efficacy : 85 lumen / W or above	nr	4,300.00
EL35	Supply and Fixing 18 W LED Panel light (Surface mounted/square/circular type) Day light two years warranty with all complete as per instruction (Bulb - Orange electric ECO LED/ ZENOI/ Kelani) efficacy : 85 lumen / W or above	nr	5,046.00

Code	Description	Unit	Rate (LKR)
EL36	Supply and Fixing concealed 1Nr point wiring (PVC) including 1/1.13 1mm ² 1Cx2 wire/ gang switch/ sunk box and fixing materials. All complete as per instruction. (Switch - ACL/Chint/Krypton/Orange) (Cable - ACL/Kelani/Orange/Sierra) (fittings - krypton/Polycrome/Orange) (Conduit - krypton/Polycrome)	nr	4,675.00
EL37	Dismantling 01 Nr Lamp point / Socket out let / ceiling fan point - including all wiring , conduits, accessories..etc.	nr	273.00
EL38	Supplying & fixing 20A 2 pole switch with Neon indicator type incl: single Sunk box all complete as per instruction (Switch - ACL/Chint/Krypton/Orange) [Switch SLS 1000](fittings -krypton/Polycrome/Orange)	nr	2,262.00
EL39	Supplying & fixing electronic hum free fan controller with sunk Box (Controller - ACL/Chint/Krypton/Polycrome/Orange) [Switch SLS 1000](fittings - krypton/Polycrome/Orange)	nr	2,279.00
EL40	Supply and fixing 13 Amp Socket outlet , Sunk Box,wall plug & screws. all complete as per instruction (Socket - ACL/Chint/Krypton/Orange)(fittings -krypton/Polycrome/Orange)	nr	1,234.00
EL41	Supply and fixing 1 gang switch include sunk box,wall plug & screws. all complete as per the instruction.(Switch - ACL/Chint/Krypton/Orange) (fittings - krypton/Polycrome/Orange)	nr	728.00
EL42	Supply and fixing 2 gang switch include sunk box,wall plug & screws. all complete as per the instruction.(Switch - ACL/Chint/Krypton/Orange) (fittings - krypton/Polycrome/Orange)	nr	1,059.00
EL43	Supply and fixing 3 gang switch include sunk box,wall plug & screws. all complete as per the instruction.(Switch - ACL/Chint/Krypton/Orange) (fittings - krypton/Polycrome/Orange)	nr	1,361.00
EL44	Supply and fixing 4 gang switch include sunk box, wall plug & screws. all complete as per the instruction.(Switch - ACL/Chint/Krypton/Orange) (fittings - krypton/Polycrome/Orange)	nr	1,623.00
EL45	Supply and fixing 5 gang switch include sunk box ,wall plug & screws. all complete as per the instruction.(Switch - ACL/Chint/Krypton/Orange) (fittings - krypton/Polycrome/Orange)	nr	1,913.00
EL46	Supplying and fixing 13A Plug Top (ACL/Orange/Polycrome) All Complete as per Instruction maintenance purpose only	nr	532.00
EL47	Supplying and fixing consumer unit 04 way surface mounted M.C.B type (incl.32 Amp. D.P MCB,40 Amp/30 mA-D.P RCCB, 4 nrs M.C.B (6 Amp.-16 Amp.)500 enclosure box & bus bar fixing Philips screws (MCB - Make -Orange electric 10kA/ Schneider/Chint EB/NB 7) (RCCB Make - Orange electric 10kA/Schneider/Chint NL1) (Enclosure - Polycrome) Original Makes with company warranty Certificate. all complete as per instruction	nr	21,008.00
EL48	Supplying and fixing consumer unit 06 way surface mounted M.C.B type (incl.32 Amp. D.P MCB,40 Amp/30 mA-D.P RCCB, 6 nrs M.C.B (6 Amp.-16 Amp.)700 enclosure box & bus bar fixing Philips screws (MCB-Make -Orange electric 10kA/ Schneider/Chint NB 7/EB) (RCCB Make -Orange electric 10kA/Schneider/Chint NL1) (Enclosure- Polycrome) Original Makes with company warranty Certificate. all complete as per instruction	nr	24,167.00
EL49	Supplying and fixing consumer unit 08way surface mounted M.C.B type (incl.32 Amp. D.P MCB,40 Amp/30 mA-D.P RCCB, 8 nrs M.C.B (6 Amp.-16 Amp.)900 ABC enclosure box & bus bar ,fixing Philips screws (MCB-Make -Orange electric 10kA/ Schneider/Chint NB 7/EB) (RCCB Make -Orange electric 10kA/Schneider/Chint NL1) (Enclosure- Polychrome)Original Makes with company warranty Certificate. all complete as per instruction	nr	27,400.00
EL50	Supplying and fixing consumer unit 10 way surface mounted M.C.B type (incl.32 Amp. D.P MCB,40 Amp/30 mA-D.P RCCB, 10 nrs M.C.B (6 Amp -16 Amp.)900 enclosure box & bus bar , fixing Philips screws (MCB-Make - Orange electric 10kA/ Schneider/Chint NB 7/EB) (RCCB Make - Orange electric 10kA/Schneider/Chint NL1) (Enclosure - Polychrome)Original Makes with company warranty Certificate. all complete as per instruction	nr	30,312.00

Code	Description	Unit	Rate (LKR)
EL51	Supplying and fixing consumer unit 12 way surface mounted M.C.B type (incl.32 Amp. D.P MCB,40 Amp/30 mA-D.P RCCB, 12 nrs M.C.B (6 Amp.-16 Amp.)1019 ABC encloser box & bus bar) (MCB-Make -Orange electric 10kA/ Schneider/Chint NB 7/EB) (RCCB Make - Orange electric 10kA/Schneider/Chint NL1) (Enclosure - Polychrome) fixing Philipsscrews Original Makes with company warranty Certificate. all complete as per instruction	nr	34,533.00
EL52	Supplying and fixing Copper Bonded Earth Rod (12.7mm x 1500mm) including earth clamp type A . All Complete as per Instruction.	nr	5,420.00
EL53	Supplying and fixing Copper Bonded Earth Rod 16 mm dia x 3000mm including earth clamp type A . All Complete as per Instruction.	nr	11,232.00
EL54	Supplying and fixing 2" dia galvanized iron earth pipe 6'-0"(1800 mm) long (heavy duty) and connected the7/1.04 earth wire (6mm ²) with cable LUG . Including brick chamber with cover slab as per Drawing. (DB to Earth pipe cable/ conduit length 8 m) [Cable SLS 733] (Cable - ACL/Kelani/Orange/Sierra)) (for 30A , single/ three phase supplies only)	nr	14,250.00
EL55	Supplying and fixing 2" dia galvanized iron earth pipe 6'-0"(1800 mm) long (heavy duty) and connected the7/1.70 earth wire (16mm ²) with cable LUG . Including brick chamber with cover slab as per Drawing. (DB to Earth pipe cable / conduit length 8 m) [Cable SLS 733] (Cable - ACL/Kelani/Orange/Sierra)(for 60A three phase supplies only)	nr	20,221.00
EL56	Supplying and fixing 2"x2"x1/4" Angle iron bracket for main supply electricity connection about 5'-0" long. Angle iron bar, bent to " L" shape and fixed to roof end with necessary bolt and nut. Apply two coats of anticorrosive paint to angle iron.	nr	4,277.00
EL57	Supplying and fixing Ceramic pulley with "D" bracket for Electricity connection. all complete as per instruction	nr	1,837.00
EL58	Supplying & laying 25mm (0-1") conduits including(junction box / bend/ sheeting materials/ Solvent cement...etc.)All complete as per instruction (Conduit - Polychrome/Krypton) (Junction Box - Polychrome/Krypton)	m	320.00
EL59	Supplying & laying 25mm (0-1") conduits including(DEEP MOUNTING junction box / bend/ Solvent cement...etc.)All complete as per instruction (Conduit -Polychrome/ Krypton) (DEEP MOUNTING Junction Box - Polychrome)	m	333.00
EL60	laying 25mm (0-1") conduits inside the slab all complete as per the instruction	m	108.00
EL61	Supplying and fixing 1/1.13 2 x 1C (Cu/PVC/PVC) single phase Wire (1 mm ²) [(Cable - ACL/Kelani/Orange/Sierra) [Cable SLS 733]	m	187.00
EL62	Supplying and fixing 1/1.38 2 x 1C (Cu/PVC/PVC) Sub Main Wire (Copper -1.5 mm ²) [(Cable - ACL/Kelani/Orange/Sierra) - Cable SLS 733] or 7/0.53 (1.5mm ²)	m	337.00
EL63	Supplying and fixing 7/0.53 (Cu/PVC/PVC) (Twin) P.V.C (Cu)Sub Main Wire (1.5 mm ²) [(Cable - ACL/Kelani/Orange/Sierra) - Cable SLS 733]	m	333.00
EL64	Supplying and fixing (7/0.67)(Cu/PVC/PVC) (Twin) P.V.C (Cu) Sub Main Wire (2.5 mm ²) [(Cable - ACL/Kelani/Orange/Sierra) Cable SLS 733]	m	482.00
EL65	Supplying and fixing 7/0.85 (Cu/PVC/PVC) (Twin) Main wire (4 mm ²) (Cable - ACL/Kelani/Orange/Sierra) - Cable SLS 733	m	723.00
EL66	Supplying and fixing (7/1.04) (Cu/PVC/PVC) (Twin) Main wire (6mm ²) (Cable - ACL/Kelani/Orange/Sierra) - Cable SLS 733	m	1,033.00
EL67	Supplying and fixing 7/1.35 (Cu/PVC/PVC) Main wire 2 x 1C Cables (10mm ²) (Cable - ACL/Kelani/Orange/Sierra) [Cable SLS 733]	m	1,686.00
EL68	Supplying and fixing 7/1.35 (Cu/PVC/PVC) Main wire 2 Core Cables (10mm ²) (Cable - ACL/Kelani/Orange/Sierra) [Cable SLS 733]	m	1,706.00
EL69	Supplying and fixing 7/1.70 (Cu/PVC/PVC) Main wire 2 x 1C Cables (16mm ²) (Cable - ACL/Kelani/Orange/Sierra) - Cable SLS 733]	m	2,562.00
EL70	Supplying and fixing 7/1.70 (Cu/PVC/PVC) Main wire 2 Core Cables (16mm ²) (Cable - ACL/Kelani/Orange/Sierra) [Cable SLS 733]	m	2,581.00

Code	Description	Unit	Rate (LKR)
EL71	Supplying and fixing 30 / 0.25 (1.5 mm ²) 3 core wire. All Complete as per Instruction (Cable - ACL/Kelani/Orange/Sierra)	m	551.00
EL72	Supplying and fixing 7/0.67 (Cu/PVC) (2.5 mm ²) Earth wire. All Complete as per Instruction (Cable - ACL/Kelani/Orange/Sierra)	m	220.00
EL73	Supplying and fixing 7/0.85 (Cu/PVC) (4 mm ²) Earth wire. All Complete as per Instruction(Cable - ACL/Kelani/Orange/Sierra)	m	344.00
EL74	Supplying and fixing 7/1.04 (Cu/PVC) (6 mm ²) Earth wire. All Complete as per Instruction (Cable - ACL/Kelani/Orange/Sierra)	m	490.00
EL75	Supplying and fixing 7/1.35 (Cu/PVC) (10- mm ²) Earth wire. All Complete as per Instruction (Cable - ACL/Kelani/Orange/Sierra)	m	813.00
EL76	Supplying and fixing 7/1.70 (Cu/PVC)(16- mm ²) Earth wire. All Complete as per Instruction (Cable - ACL/Kelani/Orange/Sierra)	m	1,239.00
EL77	Supplying and fixing 7/2.14 (Cu/PVC)(25- mm ²) Earth wire. All Complete as per Instruction (Cable - ACL/Kelani/Orange/Sierra)	m	2,730.00
EL78	Supplying and fixing 19/1.53 (Cu/PVC)(35- mm ²) Earth wire. All Complete as per Instruction (Cable - ACL/Kelani/Orange/Sierra)	m	3,440.00
EL79	Supplying & fixing 7/1.04(6mm ²) , 2 core (Cu/PVC/PVC) (single phase main wire) & 7/1.04(6mm ²) earth wire , incl: PVC conduit all complete as per instruction(Cable - ACL/Kelani/Orange/Sierra) (Conduit - krypton/Polycrome)[Cable SLS 733]	m	1,720.00
EL80	Supplying & fixing 7/1.04(6mm ²)(Cu/PVC/PVC) , 1 core x 2 (single phase main wire) & 7/1.04(6mm ²) earth wire , incl: PVC conduit all complete as per instruction (Cable - ACL/Kelani/Orange/Sierra) (Conduit -Krypton/Polycrome) [Cable SLS 733]	m	1,709.00
EL81	Supplying & fixing 7/1.04(6mm ²) ,4 x 1c ,three phase main wire incl: PVC conduit all complete as per instruction (Cable - ACL/Kelani/Orange/Sierra) (Conduit - krypton/Polycrome) - Cable SLS 733	m	2,476.00
EL82	Supplying & fixing 7/1.35(10 mm ²) (Cu/PVC/PVC) , 4 x 1C ,three phase main wire incl: PVC conduit all complete as per instruction (Cable - ACL/Kelani/Orange/Sierra) (Conduit - krypton/Polycrome) - Cable SLS 733]	m	3,822.00
EL83	Supplying & fixing 7/1.70(16mm ²)(Cu/PVC/PVC) , 4 x 1C ,three phase main wire incl: PVC conduit all complete as per instruction (Cable - ACL/Kelani/Orange/Sierra) (Conduit - krypton/Polycrome) Cable SLS 733]	m	5,755.00
EL84	Supplying & fixing 7/1.04(6mm ²)(Cu/PVC/PVC) ,4 x 1C ,three phase main wire & 7/1.04 (6mm ²) earth wire incl: PVC Conduit all complete as per instruction (Cable - ACL/Kelani/Orange/Sierra) (Conduit - krypton/Polycrome)- Cable SLS 733	m	2,967.00
EL85	Supplying & fixing 7/1.35(Cu/ PVC/PVC)(10mm ²) ,4 x 1C ,three phase main wire & 7/1.35 (10mm ²) earth wire incl: PVC Conduit all complete as per instruction(Cable - ACL/Kelani/Orange/Sierra) (Conduit - krypton/Polycrome)	m	4,750.00
EL86	Supply and Fixing 7/0.67 (Cu/PVC/PVC)2.5mm ² 1 core x 2 cables and 7/0.67 2.5 mm ² Earth wire including P.V.C. trunking (20 mm x 12.5 mm). All complete as per instruction (Cable - ACL/Kelani/Orange/Sierra) (PVC trunking - krypton/Polycrome)	m	871.00
EL87	Supply and Fixing 7/0.85 (Cu/ PVC/PVC) 4mm ² 1 core x 2 cables and 7/0.67 2.5 mm ² Earth wire including P.V.C. trunking (20 mm x 12.5 mm). All complete as per instruction (Cable - ACL/Kelani/Orange/Sierra) (PVC trunking - krypton/Polycrome)	m	1,135.00
EL88	Supplying & fixing 7/1.04(6mm ²) , 2 core (Cu/PVC/PVC) (single phase main wire) & 7/1.04(6mm ²) earth wire , incl: PVC trunking (25 mm X 16 mm) all complete as per instruction[(Cable - ACL/Kelani/Orange/Sierra) (PVC trunking - krypton/Polycrome) SLS 733]	m	1,800.00
EL89	Supplying & fixing 7/1.04(6mm ²) (Cu/PVC/PVC), 1 core x 2 (single phase main wire) & 7/1.04(6mm ²) earth wire , incl: PVC trunking (25mm X 16 mm) all complete as per instruction (Cable - ACL/Kelani/Orange/Sierra) (PVC trunking - krypton/Polycrome) Cable SLS 733]	m	1,789.00

Code	Description	Unit	Rate (LKR)
EL90	Supply and Fixing 7/0.67 2.5mm ² 1 core x 4 cables and 7/0.67 2.5 mm ² Earth wire including 40 mm x 16 mm P.V.C. trunking All complete as per instruction (Cable - ACL/Kelani/Orange/Sierra) (PVC trunking -krypton/Polycrome)	m	1,522.00
EL91	Supply and Fixing 7/0.85 4mm ² 1 core x 4 cables and 7/0.67 2.5 mm ² Earth wire including 40 mm x 16 mm P.V.C. trunkingAll complete as per instruction (Cable - ACL/Kelani/Orange/Sierra) (PVC trunking - krypton/Polycrome)	m	1,994.00
EL92	Supplying & fixing 7/1.04(6mm ²)(Cu/PVC/PVC) , 4 x 1C ,three phase main wire incl: PVC trunking (40 mm X 25 mm)all complete as per instruction (Cable - ACL/Kelani/Orange/Sierra) (PVC trunking -krypton/Polycrome) - Cable SLS 733	m	2,474.00
EL93	Supplying & fixing 7/1.04(6mm ²) (Cu/PVC/PVC) , 4 x 1C ,three phase main wire & 7/1.04 (6mm ²) earth wire incl: PVC trunking(40mm x 25mm)all complete as per instruction(Cable - ACL/Kelani/Orange/Sierra) (PVC trunking - krypton/Polycrome) - Cable SLS 733	m	2,964.00
EL94	Supplying & fixing 7/1.35(10mm ²) (Cu/PVC/PVC) ,4x 1C ,three phase main wire incl: PVC trunking (40 mm X 25mm)all complete as per instruction (Cable - ACL/Kelani/Orange/Sierra) (PVC trunking -krypton/Polycrome) - Cable SLS 733]	m	3,820.00
EL95	Supplying & fixing 7/1.35(Cu/ PVC/PVC)(10mm ²) , 4 x 1C ,three phase main wire & 7/1.35 (10mm ²) earth wire incl: PVC trunking(40mm x 25mm)all complete as per instruction (Cable - ACL/Kelani/Orange/Sierra) (PVC trunking - krypton/Polycrome)	m	4,622.00
EL96	Supplying & fixing 7/1.70(16mm ²) (Cu/PVC/PVC) ,4x 1C ,three phase main wire incl: PVC trunking (50mm X 25mm)all complete as per instruction (Cable - ACL/Kelani/Orange/Sierra) (PVC trunking -krypton/Polycrome)- Cable SLS 733]	m	5,701.00
EL97	Supply and installation of 25 mm ² 4core Armoured cable CU/XLPE/SWA/PVC including manual excavation (0.45m (W) x 0.7m (H))/ back filing/ river sand filing (0.45m (W) x 0.2m(H))/ (300mm x 150mm x 50mm) 1:2:4 concrete tile bedding and all complete as per the instruction (Cable - ACL/Kelani/Orange/Sierra)	m	13,607.00
EL98	Supply and installation of 35 mm ² 4core Armoured cable CU/XLPE/SWA/PVC including manual excavation (0.45m (W) x 0.7m (H))/ back filing/ river sand filing (0.45m (W) x 0.2m(H))/ (300mm x 150mm x 50mm) 1:2:4 concrete tile bedding and all complete as per the instruction (Cable - ACL/Kelani/Orange/Sierra)	m	17,483.00
EL99	Supply and installation of 50 mm ² 4core Armoured cable CU/XLPE/SWA/PVC including manual excavation (0.45m (W) x 0.7m (H))/ back filing/ river sand filing (0.45m (W) x 0.2m(H))/ (300mm x 150mm x 50mm) 1:2:4 concrete tile bedding and all complete as per the instruction (Cable - ACL/Kelani/Orange/Sierra)	nr	22,433.00
EL100	Supply and installation of 70 mm ² 4core Armoured cable CU/XLPE/SWA/PVC including manual excavation (0.45m (W) x 0.7m (H))/ back filing/ river sand filing (0.45m (W) x 0.2m(H))/ (300mm x 150mm x 50mm) 1:2:4 concrete tile bedding and all complete as per the instruction (Cable - ACL/Kelani/Orange/Sierra)	m	31,703.00
EL101	Supply and installation of 95 mm ² 4core Armoured cable CU/XLPE/SWA/PVC including manual excavation (0.45m (W) x 0.7m (H))/ back filing/ river sand filing (0.45m (W) x 0.2m(H))/ (300mm x 150mm x 50mm) 1:2:4 concrete tile bedding and all complete as per the instruction (Cable - ACL/Kelani/Orange/Sierra)	m	41,951.00
EL102	Supply and installation of 120 mm ² 4core Armoured cable CU/XLPE/SWA/PVC including manual excavation (0.45m (W) x 0.7m (H))/ back filing/ river sand filing (0.45m (W) x 0.2m(H))/ (300mm x 150mm x 50mm) 1:2:4 concrete tile bedding and all complete as per the instruction (Cable - ACL/Kelani/Orange/Sierra)	m	52,356.00
EL103	Supply and installation of 150 mm ² 4core Armoured cable CU/XLPE/SWA/PVC including manual excavation (0.45m (W) x 0.7m (H))/ back filing/ river sand filing (0.45m (W) x 0.2m(H))/ (300mm x 150mm x 50mm) 1:2:4 concrete tile bedding and all complete as per the instruction (Cable - ACL/Kelani/Orange/Sierra)	m	63,396.00
EL104	Supply and Fixing 20mm Dia PVC conduit including fixing materials. All complete as per instruction.(Conduit - krypton/Polycrome)	m	221.00
EL105	Supply and Fixing 25mm Dia PVC conduit including fixing materials. All complete as per instruction.(Conduit - krypton/Polycrome)	m	253.00

Code	Description	Unit	Rate (LKR)
EL106	Supply and Fixing 20mm x 12.5mm PVC Trunking with wall plugs & screws. All complete as per instruction (PVC trunking - krypton/Polycrome)	m	248.00
EL107	Supply and Fixing 25mm x 16mm PVC Trunking with wall plugs & screws. All complete as per instruction (PVC trunking - krypton/Polycrome)	m	275.00
EL108	Supply and Fixing 40mm x 16mm PVC Trunking with wall plugs & screws. All complete as per instruction (PVC trunking - krypton/Polycrome)	m	454.00
EL109	Supply and Fixing 40mm x 25mm PVC Trunking with wall plugs & screws. All complete as per instruction (PVC trunking - krypton/Polycrome)	m	534.00
EL110	Supply and Fixing 50mm x 25mm PVC Trunking with wall plugs & screws. All complete as per instruction (PVC trunking - krypton/Polycrome)	m	623.00
EL111	Supply and Fixing 50mm x 50mm PVC Trunking with wall plugs & screws. All complete as per instruction (PVC trunking - krypton/Polycrome)	m	975.00
EL112	Supply and Fixing 50mm x 75mm PVC trunking with screws & wall plugs. All complete as per instruction (PVC trunking - krypton/Polycrome)	m	1,204.00
EL113	Supply and Fixing 100mm x 50mm PVC Trunking with wall plugs & screws. All complete as per instruction (PVC trunking - krypton/Polycrome)	m	1,470.00
EL114	Supplying and fixing 1 Nr. 1 pole MCB (6 A/ 10A/ 16A/ 20A/ 32A) (Make -Orange electric 10kA/ Schneider/Chint NB7/EB) Original Makes with company warranty Certificate. all complete as per instruction	nr	1,249.00
EL115	Supplying and fixing 16 Amp/ 2 pole MCB incl; ABC 100 Box (Make -Orange electric 10kA/ Schneider/Chint NB 7/EB) (Enclosure - Polycrome) Original Makes with company warranty Certificate. all complete as per instruction	nr	4,727.00
EL116	Supplying and fixing 32 A / 2 pole MCB (Make - Orange electric 10kA/ Schneider/Chint NB 7/EB) Original Makes with company warranty Certificate. all complete as per instruction	nr	3,873.00
EL117	Supplying and fixing 32 Amp 2 pole MCB incl; ABC 100 Box (Make -Orange electric 10kA/ Schneider/Chint NB 7 /EB) (Enclosure - Polycrome) Original Makes with company warranty Certificate. all complete as per instruction	nr	4,194.00
EL118	Supplying and fixing 16 Amp 3 pole MCB (Make -Orange electric 10kA/ Schneider/Chint NB 7/EB) Original Makes with company warranty Certificate. all complete as per instruction	nr	4,964.00
EL119	Supplying and fixing 32Amp/ 4pole MCB (Make -Orange electric 10kA/ Schneider/Chint NB 7/EB) Original Makes with company warranty Certificate. all complete as per instruction	nr	7,361.00
EL120	Supplying and fixing 32 Amp/ 4 pole MCB. Including ABC 400 Box (Make -Orange electric 10kA/ Schneider/Chint NB 7/EB) (Enclosure - Polycrome) Original Makes with company warranty Certificate. all complete as per instruction	nr	8,333.00
EL121	Supplying and fixing 63 Amp/ 4 pole MCB (Make -Orange electric 10kA/ Schneider/Chint NB 7/EB) Original Makes with company warranty Certificate. all complete as per instruction	nr	7,896.00
EL122	Supplying and fixing 40Amp/30mA/ 2 pole -RCCB (Make -Orange electric 10kA/ Schneider/Chint NL1) Original Makes with company warranty Certificate. all complete as per instruction	nr	9,759.00
EL123	Supplying and fixing 40 Amp/100mA/ 2 pole -RCCB (Make -Orange electric 10kA/ Schneider/Chint NL1) Original Makes with company warranty Certificate. all complete as per instruction	nr	11,387.00
EL124	Supplying and fixing 63 Amp/100mA/ 2 pole -RCCB (Make -Orange electric 10kA/ Schneider/Chint NL1) Original Makes with company warranty Certificate. all complete as per instruction	nr	11,127.00
EL125	Supplying and fixing 4 pole 40 Amp / 100 mA -RCCB (Make -Orange electric 10kA/ Schneider/Chint NL1) Original Makes with company warranty Certificate. all complete as per instruction	nr	16,202.00
EL126	Supplying and fixing 4 pole 40 Amp / 300 mA -RCCB (Make -Orange electric 10kA/ Schneider/Chint NL1) Original Makes with company warranty Certificate. all complete as per instruction	nr	18,325.00

Code	Description	Unit	Rate (LKR)
EL127	Supplying and fixing 4 pole 63 Amp / 100 mA -RCCB (Make -Orange electric 10kA/ Schneider/Chint NL1) Original Makes with company warranty Certificate. all complete as per instruction	nr	15,675.00
EL128	Supplying and fixing 4 pole 63 Amp / 300 mA -RCCB (Make -Orange electric 10kA/ Schneider/Chint NL1) Original Makes with company warranty Certificate. all complete as per instruction	nr	20,605.00
EL129	Supplying and fixing 4 pole M.C.C.B (30A, 40A,) -18kA(Make -Orange 10 kA/Schneider) Original Makes with company warranty Certificate. all complete as per instruction	nr	22,390.00
EL130	Supplying and fixing 4 pole M.C.C.B (63A) -18kA (Make -Orange electric 10kA) Original Makes with company warranty Certificate. all complete as per instruction	nr	22,390.00
EL131	Supplying and fixing 4 pole M.C.C.B (100A) adjustable type-25 kA (Make - Schneider) Original Makes with company warranty Certificate. all complete as per instruction	nr	50,608.00
EL132	Supplying and fixing 4 pole M.C.C.B (125A) adjustable type-25 kA(Make - Schneider) Original Makes with company warranty Certificate. all complete as per instruction	nr	61,152.00
EL133	Supplying and fixing 4 pole M.C.C.B (160A)adjustable type-25 kA(Make - Schneider) Original Makes with company warranty Certificate. all complete as per instruction	nr	76,053.00
EL134	Supplying and fixing 4 pole M.C.C.B (250A)adjustable type-25 kA (Make - Schneider) Original Makes with company warranty Certificate. all complete as per instruction	nr	100,655.00
EL135	Supplying and Fixing 100ABC Enclosure Box (Surface mounted) fixed with brass screws all complete as per Instruction.(Enclosure-Polycrome)	nr	862.00
EL136	Supplying and Fixing 400ABC Enclosure Box (Surface mounted) fixed with brass screws all complete as per Instruction.(Enclosure-Polycrome)	nr	973.00
EL137	Supplying and Fixing 500 ABC Enclosure Box (Surface mounted) fixed with brass screws all complete as per Instruction.(Enclosure-Polycrome)	nr	2,094.00
EL138	Supplying and Fixing 700 ABC Enclosure Box (Surface mounted) fixed with brass screws all complete as per Instruction.(Enclosure-Polycrome)	nr	2,341.00
EL139	Supplying and Fixing 900 ABC Enclosure Box (Surface mounted) fixed with brass screws all complete as per Instruction.(Enclosure-Polychrome)	nr	2,932.00
EL140	Supplying and Fixing 1019 ABC Enclosure Box (Surface mounted) fixed with brass screws all complete as per Instruction.(Enclosure-Polycrome)	nr	4,511.00
EL141	Supply and fixing 6mm ² copper lugs 4 Nr including color caps using the crimping tool due to cable fixing or connecting bus bar or MCB all complete as per the instruction.	nr	810.00
EL142	Supply and fixing 10mm ² copper lugs 4 Nr including color caps using the crimping tool due to cable fixing or connecting bus bar or MCB all complete as per the instruction.	nr	906.00
EL143	Supply and fixing 16mm ² copper lugs 4 Nr including color caps using the crimping tool due to cable fixing or connecting bus bar or MCB all complete as per the instruction.	nr	1,150.00
EL144	Supplying & fixing earth cable , terminal connector, earth bus bar box , incl; metal box(200 x 200 x 150 mm) Cu tape, cable LUGs, colour caps (cable mark)all complete as per instruction	nr	11,848.00
EL145	Supplying & fixing three phase 30A-60A Bus bar box incl: metal box ,Cu tape , insulator, LUGs, Colour cap , all complete as per instruction	nr	11,035.00
EL146	Supplying & fixing cable junction box with connector bar (IP65) (Make-Polycrome) all complete as per instruction	nr	1,968.00
EL147	Supplying & fixing submersible balloon type float switch incl: Out door water proof 100 x100 x 50 mm out door terminal box , 15 A three nr connectors complete as per instruction	nr	4,670.00

Code	Description	Unit	Rate (LKR)
EL148	Supply and Fixing suspension cord operated type float switch (RADAR- made Taiwan) fixing include for necessary screws All complete as per instruction.	nr	6,625.00
EL149	Supplying and fixing 40 Amp 4 pole Isolator incl;4 way outdoor type (IP65 make PVC Enclosure)(Make - Orange electric 10kA/ Schneider/Chint NH4). all complete as per instruction.	nr	13,011.00
EL150	Supply and Fixing 40A 2pole Single phase change over switch(MCB type) including (200×300×75) metal enclosure / 2A 1P MCB/ Indicator/ internal wiring with materials. All complete as per instruction. (Change Over Make -Orange industrial 10kA)(MCB Make -Orange electric 10kA)	nr	14,672.00
EL151	Supply and Fixing 63A 4pole 3phase change over switch including metal enclosure (400 x 400 x 150) 2A 1P MCB/ Indicator buzzer/ 230V relay/ Change over switch are door opening inter lock handle type(complete sets) internal wiring with materials. All complete as per instruction. (Change Over Make - SOCOMAC) (MCB-Make -Orange electric 10kA/ Schneider/Chint NXB 63)	nr	163,183.00
EL152	Supply and fixing surge arrester control panel including metal enclosure / 3 Nr 63A HRC fuse With holder set/ 20kA, 3P+N , SPD (Schneider EASY09/ CITEL) and internal wiring with materials all complete as per the instruction.	nr	57,112.00
EL153	Supplying & fixing 2 1/2" dia (5800mm long) GI Pipe(2.3mm thickness) pole (original company makes "Pakistan") including Gr 20 concrete &, two coats of anticorrosive paint& covered with welded steel plats or end cap to the top of pole. Rate to including drilling , erection, & installation all complete as per the instruction	nr	31,735.00
EL154	Supply and Fixing 8.3m wooden pole(Eucalyptus) applied oil treated by state timber corporation erection and installation. All complete as per instruction. Invoice or certificate should be handed over to the office	nr	46,714.00
EL155	Supply and Fixing Stay wire and rod/ plate insulator assembly complete sets/ excavation and installation. All complete as per instruction.	nr	20,956.00
EL156	Supply and Fixing 7/1.35 10mm ² 2core Aluminium main cable(BI). All complete as per instruction. (Cable - ACL/Kelani/Orange/Sierra)	m	493.00
EL157	Supply and Fixing 70 mm ² / 54.6mm ² 1Cx4 Aerial Bundle Conductors (ABC) 3 phase. Stringing and complete as per instruction. (Cable - ACL/Kelani/Orange/Sierra)	m	5,467.00
EL158	Supply and Fixing 95mm ² / 70mm ² 1Cx4 Aerial Bundle Conductors (ABC) 3 phase. Stringing and complete as per instruction. (Cable - ACL/Kelani/Orange/Sierra)	m	6,711.00
EL159	Supply and Fixing suspension clamps with pole bracket including galvanized 16mm x 200mm Nut and bolt. All complete as per instruction.	nr	2,218.00
EL160	Supply and Fixing large angle clamps with pole bracket including galvanized Nut and bolt. All complete as per instruction.	nr	3,622.00
EL161	Supply and Fixing Dead end clamps with pole bracket including galvanized 16mm x 200mm Nut and bolt. All complete as per instruction.	nr	2,749.00
EL162	Supply and Fixing Bundle to service "T" connector (Bundle Tap). All complete as per instruction.	nr	713.00
EL163	Supply and Fixing Bundle to Bundle "T" connector (Bundle Tap). All complete as per instruction.	nr	1,174.00
EL164	Supply and Fixing 3Nr 35mm ² cable(Cu) Lugs and Bimetal insulated 54.6mm ² Lugs including colour caps/ cable crimping method (crimping hydraulic tools) for ABC cable connecting and all complete as per instruction.	nr	3,653.00
EL165	Supply and Fixing Bimetal insulated ABC cable lug 54.6mm ² and 70mm ² range 4Nrs set including cable crimping method (crimping hydraulic tools) for ABC cable connecting and all complete as per instruction.	nr	7,980.00
EL166	Supply and Fixing Bimetal insulated ABC cable lug 70mm ² 1Nr + 95mm ² 3Nr set including cable Crimping method (crimping hydraulic tools) for ABC cable connecting and all complete as per instruction.	nr	7,980.00
EL167	Supply and fixing 01 No. 12W LED lamp (2 Years warranty),with street pole bracket Complete lamp fittings (Approved makes), one gang tumbler switch with necessary wiring as per working order. incl: 1/1.13 wire PVC conduit/ bundle to service "T " connectors (Switches - ACL/Chint/Krypton/Orange) (Cable - ACL/Kelani/Orange/Sierra)(fittings -krypton/Polycrome/Orange) (Conduit - krypton/Polycrome) (Bulb - Orange electric ECO LITE/ZENOI/Kelani) [Switch SLS 1000. Cable SLS 733, Bulb SLS 1231)(Street pole bracket with lamp fittings prime cost Rs.1450.00)	nr	8,594.00

Code	Description	Unit	Rate (LKR)
EL168	Supply and fixing 50W LED Flood light (Outdoor type IP 65 Water proof)(Cool white). (Bulb - Orange electric/ ZENOI/Kelani) 1 Year Warrenty certificate). all complete as per the instruction.	nr	12,514.00
EL169	Supplying & fixing single phase 16Amp 3 pin wall mounted industrial Plug & sockets (IP 65) all complete as per instruction (single Phase) (Industrial plug & socket prime cost Rs.1850.00)	nr	2,794.00
EL170	Supplying & fixing three phase 16Amp 5 pin wall mounted industrial Plug & sockets (IP 65) all complete as per instruction (three phase)(Industrial plug & socket prime cost Rs.2450.00)	nr	3,514.00
EL171	Supplying & fixing three phase 32Amp 3 pin wall mounted industrial Plug & sockets (IP 65) all complete as per instruction (single phase)(Industrial plug & socket prime cost Rs.2450.00)	nr	3,695.00
EL172	Supplying & fixing three phase 32Amp 5 pin wall mounted industrial Plug & sockets (IP 65) all complete as per instruction (03 phase)(Industrial plug & socket prime cost Rs.2850.00)	nr	4,175.00
EL173	Allow for testing and commissioning of the total system to the entire satisfaction of the Engineer and submission of commissioning report by chartered Electrical Engineer for 60A three phase connection	item	21,600.00
EL174	Allow for testing and commissioning of the total system to the entire satisfaction of the Engineer and submission of commissioning report by chartered Electrical Engineer for 100kVA Bulk connection	item	37,800.00
EL175	Allow for testing and commissioning of the total system to the entire satisfaction of the Engineer and submission of commissioning report by chartered Electrical Engineer for 160kVA Bulk connection	item	43,200.00
EL176	Allow for testing and commissioning of the total system to the entire satisfaction of the Engineer and submission of commissioning report by chartered Electrical Engineer for 250kVA Bulk connection	item	48,600.00
EL177	Supply and fixing 35mm ² cu ligs. 4Nr including Color caps / Crimping using the tool / connecting complete as per the instruction.	nr	508.00
EL178	Supply and fixing 35mm ² 1 core ×4 main wire. (cu/pvc/pvc) all complete as per the instruction (ACL/Kelani/Orange/Sierra))	m	14,218.00
EL179	Supply and fixing 1Nr ceiling fan point wiring pvc casing including 1/1.13 1mm ² 1C×2 wire/ 1/1.13 1mm ² earth wire / gang switch 1 way/ sunk box/and fixing materials all complete as per the instruction (Switch -ACL/Chint/Krypton/Orange) (Cable - ACL/Kelani/Orange/Sierra) (fittings -krypton/Polycrome/Orange) (Casing - krypton/Polycrome)	nr	4,916.00
EL180	Supply and fixing concealed conduit 1Nr ceiling fan point wiring including 1/1.13 1mm ² 1C×2 wire / 1/1.13 1mm ² earth wire / sang switch 1 way / sunk box / and fixing materials all complete as per the instruction (Switch - ACL/Chint/Krypton/Orange) (Cable - ACL/Kelani/Orange/Sierra) (fittings -krypton/Polycrome/Orange) (Conduit- krypton/Polycrome)	nr	5,263.00
EL181	Supply and extend ceiling fan rod including,Connecting cable all complet as per the instruction Rate per 1.52m (used for USHA/ Telesonic)	nr	1,648.00
EL183	Supply and fixing 56" ceiling fan (Usha - ATOM EX)with fan speed controller including connecting materials (Company warranty certiticate)all complete as per the instruction.	nr	12,007.00
EL184	Supply and fixing 56"KDK Alumuum blade ceiling fan with fan speed controller including connecting materials (Make KDK Aluminium blade ceiling fan Model No White Y56rc SLS Company warranty certiticate)all Complete as per the instruction(y 56Rc)	nr	18,346.00
EL185	Supply and fixing 32A 4p MCB and metal enclosure.including 32A 4p MCB / metalbox (WCP/BF "N"Bus bar (copper tape) and internal wiring materials with assembling all complete as per the instruction (Schneider / orange industry 10KA/Chint NB 7/EB)	nr	27,966.00
EL186	Supply and fixing Metail enclosure including cover plate and base plate(300×300×150) / 4P MBC mounted all complente as per the instrection	nr	17,046.00

Code	Description	Unit	Rate (LKR)
EL187	Supply and fixing I phase SPD Unit including ABC 100 box (polychrome) 2p 280 VAC 20KA 40KA SPD (Plugging version) assembling and all complete as per the instruction (SPD - Schneider EASY 09/CITEL)	nr	21,843.00
EL188	Supply and fixing 40A 2pole 300mA RCCB all Complete as per the instruction (Schneider/Orange industrial 10KA/ Chint NL1)	nr	12,146.00
EL189	Supply and fixing 10W LED Flood light (out door type IP 65 watter proof) (Orange Electric/ZENOI/Kelani) 2 year warranty all complete as per the instruction	nr	4,241.00
EL190	Supply and fixing 30w LED Flood light (D/L) (Out door type Ip 65 water proof) (Make - Orange Electric/ ZENOI/Kelani)(2 year warranty) all complete as per the instruction.	nr	8,859.00
EL191	Supply and fixing 100w LED Flood light (Out door type Ip 65 water proof) (Orange Electric / ZENOI/Kelani) (D/L) 2 year warranty certificate all complete as per the instruction.	nr	20,154.00